

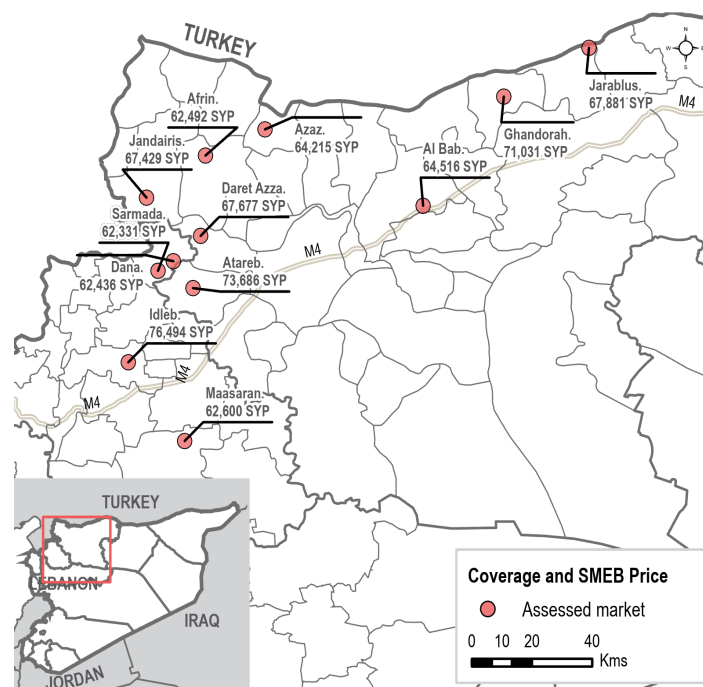
CONTEXT & METHODOLOGY

To inform humanitarian cash programming, REACH conducted a Rapid Market Monitoring (RMM) of 12 major markets in northwest Syria, in response to possible indirect effects from the humanitarian situation in the northeast.

The 12 markets were selected based on recommendations by REACH Team Leaders, who prioritised markets witnessing significant price increases, as well as markets reportedly supplying key commodities to a large number of communities. This RMM assessed the availability and prices of the 18 items that comprise the Survival Minimum Expenditure Basket (SMEB; see below), which represents the minimum, culturally adjusted items required to support a 6-person household for a month. The commodities are typically sold in markets and consumed by average Syrian households. Items include fresh food and bulk food, non-food items (NFIs), water, fuel, and cell phone data. Whereas three price-points per item are usually collected for the monthly Market Monitoring exercise (MM), for this RMM only one (minimum) price-point per item per market was collected.

The data for this RMM exercise was collected by REACH on 21 October 2019. Data collection was conducted both remotely and directly through market vendor key informants (KIs) in markets which are usually covered by the monthly MM. One-month comparisons are made to the regular [September Market Monitoring Exercise](#), which was conducted between 9-16 September. Findings should only be considered as indicative of the current prices in the assessed markets as reported by market vendor KIs. The RMM dataset is available on the [Humanitarian Data Exchange](#).

COVERAGE MAP OF ASSESSED MARKETS AND SMEB COST IN SYRIAN POUNDS (SYP)



MEDIAN SMEB COST ACROSS 12 ASSESSED MARKETS

65,973 SYP
(102 USD*)

AFRIN, AL BAB, ATAREB, AZAZ,
DANA, DARET AZZA, GHANDORAH,
IDLEB, JANDAIRIS, JARABLUS,
MAASARAN & SARMADA

*650 USD/SYP Informal exchange rate median across the 12 assessed markets

SURVIVAL MINIMUM EXPENDITURE BASKET (SMEB) CONTENTS

	Item	Quantity
Food Items	Bread	37 kg
	Bulgur	15 kg
	Chicken	6 kg
	Eggs	6 kg
	Fresh vegetables	12 kg
	Ghee/vegetable oil	7 kg/L
	Red lentils	15 kg
	Rice	19 kg
	Salt	1 kg
	Sugar	5 kg
	Tomato paste	6 kg
Hygiene items	Bathing soap	12 bars
	Laundry/dish soap	3 kg
	Sanitary pads	4 packs of 10
	Toothpaste	200 g
Fuel	Cooking fuel*	25 L
Water	Water trucking	4500 L
Telecom	Smartphone data	1 GB
Other	Float (other costs)**	7.5% total value

KEY DEVELOPMENTS

Rise in price of fuel

Assessed markets in northwest Syria (NWS) witnessed a sharp increase in the prices of various fuel items since the September Market Monitoring Exercise. Previously, fuel was mostly imported into NWS from northeast Syria (NES). Due to the current escalation of conflict in NES, importing fuel has become increasingly difficult. This has lowered supply despite high demands for fuel, thus driving up the price. Some vendors reported that Government of Syria (GoS) fuel was also unavailable and they were relying solely on fuel imported through Turkey. In addition to transport fuel, kerosene, commonly used as a cooking and heating fuel, followed a similar increase in price.

Increase in price of water trucking

Water trucking prices also increased across all 12 assessed markets, bringing the median price of the SMEB water component up to 4,005 SYP (0.89 SYP per litre), compared to 3,105 SYP (0.69 SYP per litre) in September. This was reportedly due to the increase in the price of diesel, which is needed for the delivery of water via trucking services.

Further depreciation of SYP against USD

The median reported USD/SYP informal exchange rate across the 12 assessed markets on 21 October was 650 Syrian Pounds to the US Dollar. While this is only a small change from September's regional reported exchange rate of 630 USD/SYP, depreciation of the Syrian Pound continues, with the six-month rate from April's Market Monitoring Exercise reported at 540 USD/SYP.

SMEB Food items

44,278 SYP - Median price of SMEB food items across assessed markets

- Compared to September's Market Monitoring, items with the largest price changes across the 12 assessed markets included tomatoes (30% increase), cucumbers (13% increase), oil (9% increase), salt (14% decrease), and rice (10% decrease).

Market	SMEB Food Price	One Month Change	Market	SMEB Food Price	One Month Change
Afrin	42,275	-18%	Ghandorah	47,855	20%
Al Bab	43,720	-2%	Idleb	50,970	7%
Atareb	48,495	5%	Jandairis	45,975	2%
Azaz	43,025	-10%	Jarablus	44,425	-1%
Dana	44,130	-12%	Maasaran	43,173	1%
Daret Azza	44,770	-2%	Sarmada	43,995	-11%

See Page 1 for the SMEB food items; prices in SYP

SMEB Transport fuel

433 SYP - Median price of average transport fuel across assessed markets

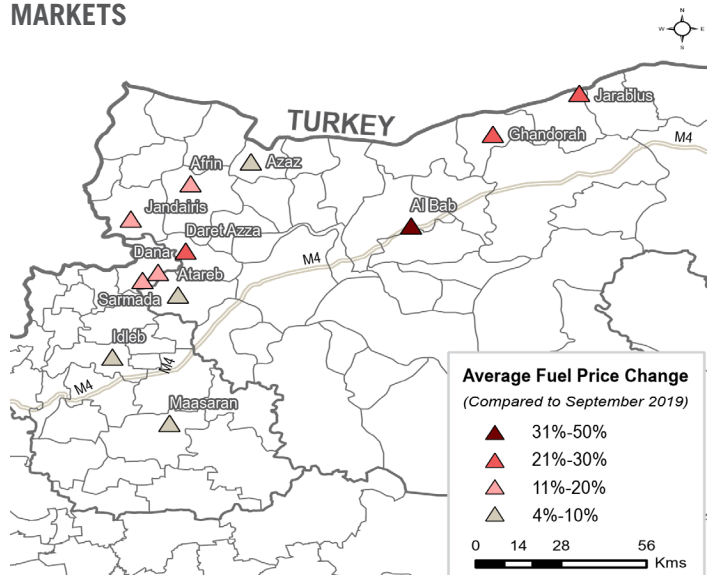
Most of the assessed markets reported an increase in the prices of fuel items. Whereas all markets had access to manually refined diesel, this RMM found that various fuel items were reportedly unavailable in some of the assessed markets:

- 3 of 12 markets reported having no GoS petrol, which is considered a high quality fuel item
- 1 of 12 markets reported having no manually refined petrol, which is considered a low quality fuel item.
- 5 of 12 markets reported having no GoS diesel, which is considered a high quality fuel item.

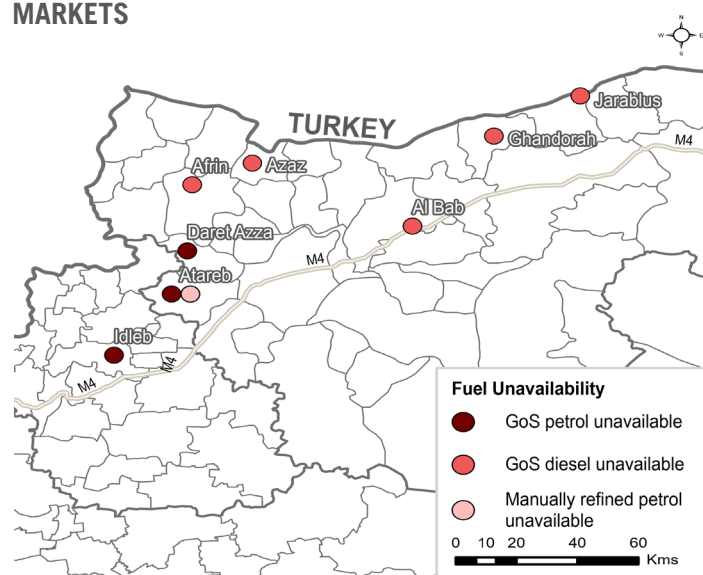
Market	GoS Petrol Price	One Month Change	Manually Refined Petrol Price	One Month Change	GoS Diesel Price	One Month Change	Manually Refined Diesel Price	One Month Change
Afrin	500	8%	400	33%	NA	NA	325	18%
Al Bab	550	NA	400	14%	NA	NA	350	46%
Atareb	NA	NA	NA	NA	510	24%	385	-1%
Azaz	550	10%	400	23%	NA	NA	325	18%
Dana	550	8%	350	-7%	550	38%	400	40%
Daret Azza	NA	NA	400	10%	510	NA	385	28%
Ghandorah	500	25%	400	23%	NA	NA	320	28%
Idleb	NA	NA	400	14%	550	10%	380	9%
Jandairis	500	-2%	400	23%	525	31%	375	44%
Jarablus	500	25%	400	33%	NA	NA	325	35%
Maasaran	550	10%	300	0%	425	0%	290	12%
Sarmada	550	10%	350	-33%	550	100%	400	33%

Diesel and Petrol, 1L (GoS and Manually Refined); prices in SYP

MEDIAN TRANSPORT FUEL PRICE CHANGES, BY ASSESSED MARKETS



UNAVAILABILITY OF SPECIFIC FUEL ITEMS, BY ASSESSED MARKETS



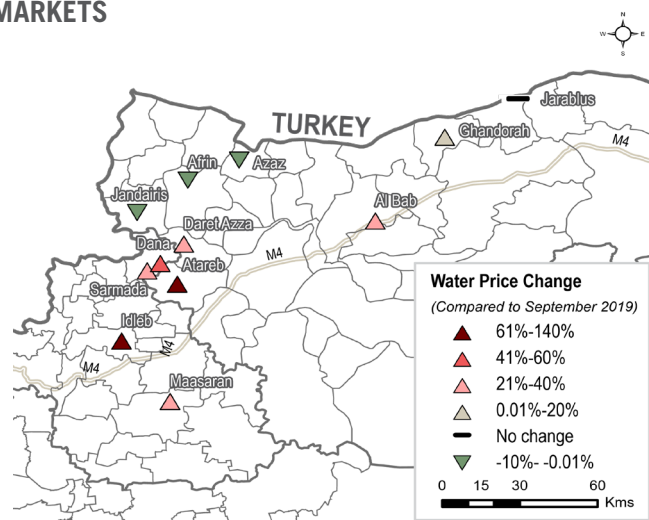
SMEB Water Trucking

4,005 SYP - Median price of SMEB water trucking across assessed markets

Market	SMEB Water Trucking Price	One Month Change	Market	SMEB Water Trucking Price	One Month Change
Afrin	3,375	-10%	Ghandorah	4,095	3%
Al Bab	4,095	21%	Idleb	4,950	75%
Atareb	4,500	138%	Jandairis	4,050	-10%
Azaz	3,960	-10%	Jarablus	4,095	0%
Dana	2,700	46%	Maasaran	2,565	30%
Daret Azza	2,835	35%	Sarmada	2,700	36%

4,500L; prices in SYP

MEDIAN WATER TRUCKING PRICE CHANGES, BY ASSESSED MARKETS



SMEB Hygiene items

3,663 SYP - Median price of SMEB hygiene items across assessed markets

The median cost of the non-food item component of the SMEB saw a slight decrease across the 12 assessed markets compared to September's Market Monitoring data. This was mainly due to a decrease in the median prices of sanitary pads, laundry soap and bathing soap. Dishwashing soap, on the other hand, witnessed an increase in prices across the 12 markets. In September, all three monitored soaps had increased sharply in prices, reportedly from a lack of available raw material for the production of personal soap.

Market	SMEB Hygiene Items Price	One Month Change	Market	SMEB Hygiene Items Price	One Month Change
Afrin	2,858	-55%	Ghandorah	3,625	-2%
Al Bab	2,950	16%	Idleb	3,588	-25%
Atareb	3,800	14%	Jandairis	3,750	-6%
Azaz	2,875	-43%	Jarablus	4,125	-3%
Dana	3,700	23%	Maasaran	4,495	15%
Daret Azza	3,800	-46%	Sarmada	3,488	5%

12 bars of soap, 4 packs of 10 sanitary pads, 3kg of laundry/dish soap, 200g of toothpaste; prices in SYP

SMEB Cooking fuel

9,375 SYP - Median price of SMEB cooking fuel across assessed markets

Market	SMEB Cooking Fuel Price	One Month Change	Market	SMEB Cooking Fuel Price	One Month Change
Afrin	9,375	15%	Ghandorah	10,000	33%
Al Bab	8,750	17%	Idleb	11,250	29%
Atareb	11,250	44%	Jandairis	8,750	17%
Azaz	9,375	15%	Jarablus	10,000	33%
Dana	7,250	-20%	Maasaran	7,500	0%
Daret Azza	11,250	29%	Sarmada	7,500	-14%

Kerosene 25L; prices in SYP

SMEB Cellphone data

450 SYP - Median price of SMEB cellphone data across assessed markets

Market	SMEB Data Price	One Month Change	Market	SMEB Data Price	One Month Change
Afrin	250	-87%	Ghandorah	500	0%
Al Bab	500	0%	Idleb	400	33%
Atareb	500	54%	Jandairis	200	0%
Azaz	500	-23%	Jarablus	500	0%
Dana	300	-50%	Maasaran	500	0%
Daret Azza	300	-25%	Sarmada	300	-54%

1GB data; prices in SYP