

# IDP Situation Monitoring Initiative (ISMI)

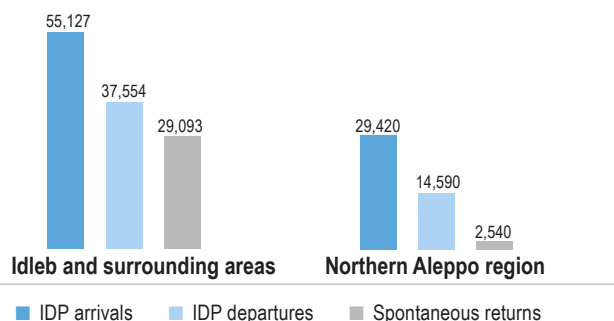
Monthly Overview of IDP Movements and Spontaneous Returns in north-west Syria, September 2019

## Summary of Findings

<b>Communities assessed:</b>	<b>657</b>
<b>Total IDP arrivals:<sup>1</sup></b>	<b>84,547 (+55%)<sup>2</sup></b>
<b>Total IDP departures:<sup>3</sup></b>	<b>52,144 (+75%)</b>
<b>Total spontaneous returns (SRs):<sup>4</sup></b>	<b>31,633 (+36%)</b>

Between 1 and 30 September, **KIs reported 84,547 IDP arrivals and 52,144 IDP departures across north-west Syria**. There was a 55% decrease in the number of IDP arrivals compared to figures reported in August and a 75% decrease in IDP departures.

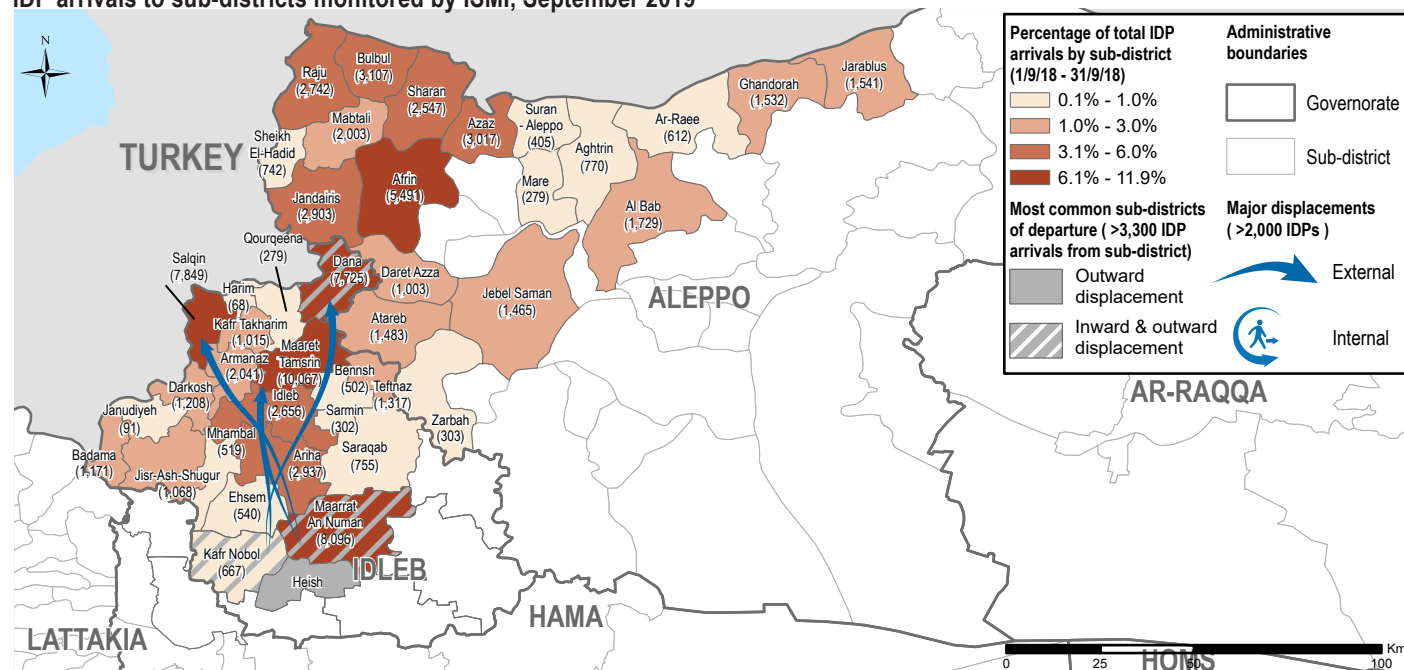
**Total IDP arrivals, IDP departures and SRs by region:**



**The announcement of a ceasefire on 31 August was followed by a relative reduction in airstrikes in comparison to previous months in Idleb and surrounding areas.**<sup>5</sup> Nonetheless, hostilities continued to lead to displacement and severe humanitarian needs in the region.<sup>5</sup> KIs reported 55,127 IDP arrivals and 37,554 IDP departures in Idleb and surrounding areas, accounting for 65% of all IDP arrivals in north-west Syria and 72% of IDP departures.

Throughout September, KIs reported **29,420 IDP arrivals and 14,590 IDP departures in northern Aleppo**. Sub-districts neighbouring Idleb such as Afrin (5,491) witnessed the highest number of IDP arrivals.

**IDP arrivals to sub-districts monitored by ISMI, September 2019**



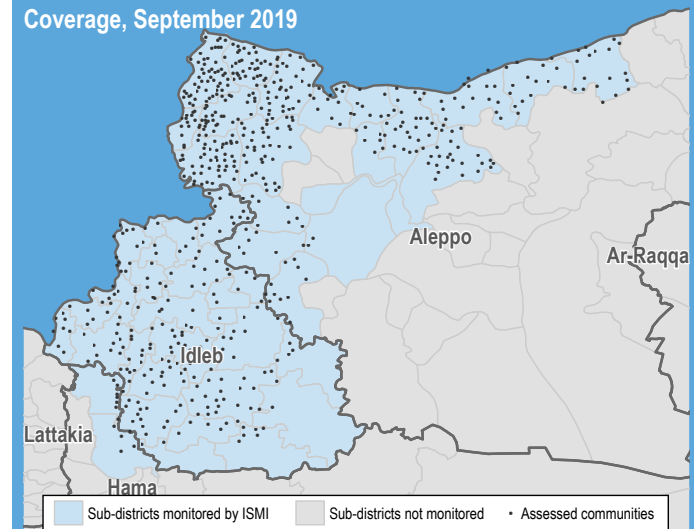
## About ISMI & This Factsheet

The IDP Situation Monitoring Initiative (ISMI) is an initiative of the Camp Coordination and Camp Management (CCCM) Cluster, implemented by REACH and supported by cluster members.

Following a baseline assessment conducted at the end of 2016, weekly, bi-weekly and now monthly data collection cycles were initiated. This factsheet presents an overview of reported inward and outward movements of IDPs from 1 to 30 September 2019. Such displacements were reported in 657 communities in sub-districts monitored by ISMI. The coverage map in this section shows the sub-districts that were monitored for the most recent round of data collection, as well as the communities reporting movements. ISMI monitoring coverage varies over time depending on access. Displacements are identified through an extensive key informant (KI) network, either from alerts initiated by KIs or from follow-up by enumerators. At least two KIs are interviewed in each assessed community, and collected information is further triangulated through other sources, including CCCM member data and humanitarian updates. This approach allows for regular updates on IDP movements at the community level across sub-districts monitored by ISMI in north-west Syria.

The data used for this product was collected, triangulated and verified based on submissions from ISMI's network and select CCCM cluster members following the ISMI methodology. Due to differences in methodology and coverage, figures presented in this output may differ from official CCCM Cluster or UNHCR data. All data is for humanitarian use only.

**Coverage, September 2019**



### IDLEB & SURROUNDING AREAS<sup>7</sup>

#### Key Figures

**Communities assessed:** 265

**Total IDP arrivals:** 55,127 (↓63%)

**Sub-districts with most arrivals (# IDPs):**

Maaret Tamsrin	10,067
Ma'arrat An Nu'man	8,096
Salqin	7,849
Dana	7,725
Ariha	2,937

**Total IDP departures:** 37,554 (↓81%)

**Sub-districts with most departures (# IDPs):**

Ma'arrat An Nu'man	16,549
Salqin	6,779
Kafr Nobol	3,148
Ariha	2,823
Ehsem	2,571

**Total SRs:** 29,093 (↑51%)

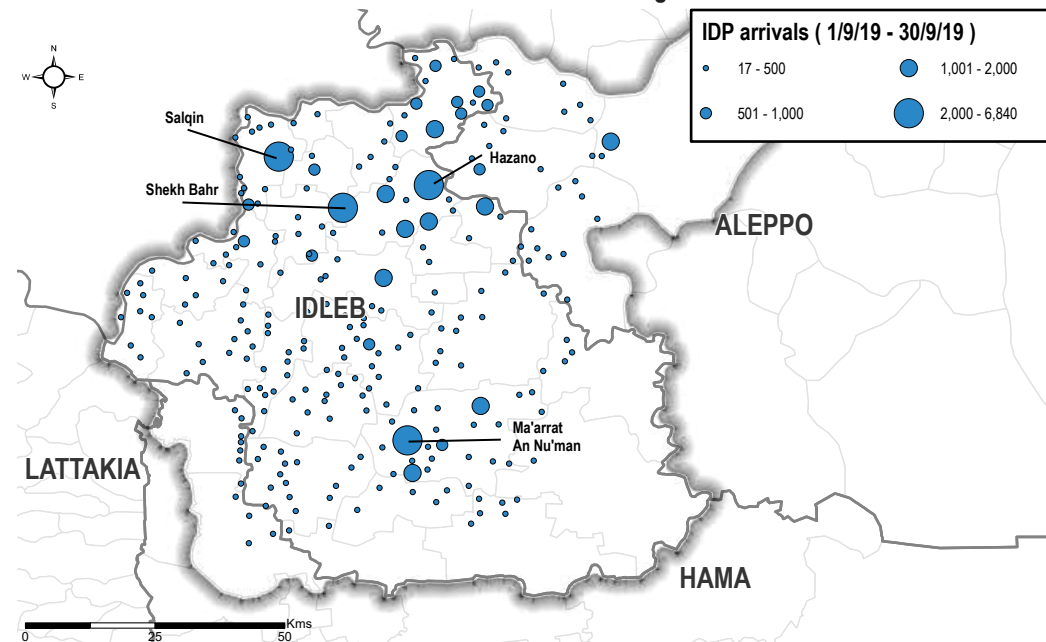
**Sub-districts with most SRs:**

Ma'arrat An Nu'man	22,205
Kafr Nobol	3,665
Tamanaah	633
Mhambal	543
Jisr-Ash-Shugur	456

#### Overview

Idleb and surrounding areas witnessed less movement compared to figures recorded in August. **KIs reported a 63% reduction in the number of IDP arrivals and an 81% decrease in IDP departures. During the same period, KIs reported a 51% increase in the number of SRs.** All these trends suggest that the region witnessed a slight reduction in hostilities compared to previous months.

IDP arrivals to assessed communities in Idleb and surrounding areas<sup>8</sup>



The decrease in IDP arrivals and departures compared to the months of May to August could be attributed to **the 31 August ceasefire**.<sup>5</sup> However, there were numerous reports of **airstrikes and shelling in the Kabani area of northeast Latakia governorate and southern Idleb leading to displacement as civilians fled the ongoing instability**.<sup>9</sup> KIs reported that 26,604 IDP departures were facing multiple displacements.

#### IDP Arrivals

The sub-district with the most reported arrivals was **Maaret Tamsrin (10,067)** followed by **Ma'arrat An Nu'man sub-district (8,096)** and **Salqin sub-district (7,849)**. Dana sub-district witnessed a significant reduction in the number

of IDP arrivals with **7,725 IDP arrivals** reported during September compared to **66,685 IDP arrivals** in August. Reports from KIs suggest that this reduction is related to the decrease in conflict since 31 August compared to the previous months of conflict escalation.

**Last place of departure of IDP arrivals:**



**A third of IDP arrivals** in assessed communities came from locations within Idleb and surrounding areas.

**Most common pull factors for IDP arrivals:**<sup>10</sup>

	1st	2nd	3rd
Safety and security	116	17	6
Access to shelter/shelter support	4	53	57
Access to humanitarian assistance	7	26	29
Family ties/host community relationship	21	13	3
Proximity to community of origin	1	5	16

The most common pull factor for IDP arrivals reported by KIs was **safety and security** in the assessed location. Access to shelter and shelter support was also identified as a key pull factor as well as access to humanitarian assistance.

**Top 3 shelter types of IDP arrivals:**

(1) Solid/finished house	13,782 IDPs
(2) Solid/finished apartment	9,907 IDPs
(3) Individual tent	8,780 IDPs

KIs reported that the shelter type most used by IDP arrivals was **solid/finished house (13,782)** followed by **solid/finished apartment (9,907)**. 8,780 IDP arrivals were reportedly residing in individual tents and 7,666 were residing in managed camps.

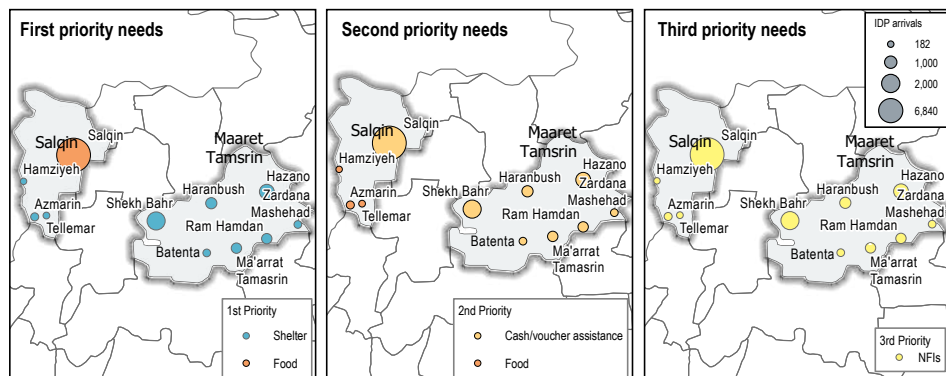
Within the sub-district of **Maaret Tamsrin, the top three priority needs identified by KIs were: shelter, cash/voucher assistance and Non-Food Items (NFIs)**. These priority needs are particularly acute within areas that have seen a high number of IDP arrivals such as the communities of **Sekh Bahr (3,015)** and **Hazano (2,223)**.

**In Salqin sub-district the top three priority needs, as reported by KIs were: food, cash/ voucher assistance and NFIs.**

# IDP Situation Monitoring Initiative (ISMI)

## Monthly Overview of IDP Movements and Spontaneous Returns in north-west Syria, September 2019

### Top 3 priority needs of IDP arrivals in Maaret Tamsrin and Salqin sub-districts:



Community	IDP arrivals	1st Priority	2nd Priority	3rd Priority
Salqin	6,840	Food	Cash/voucher assistance	NFIs
Shekh Bahr	3,015	Shelter	Cash/voucher assistance	NFIs
Hazano	2,223	Shelter	Cash/voucher assistance	NFIs
Haranbush	1,340	Shelter	Cash/voucher assistance	NFIs
Ram Hamdan	1,140	Shelter	Cash/voucher assistance	NFIs
Ma'arrat Tamsrin	1,140	Shelter	Cash/voucher assistance	NFIs
Azmarin	570	Shelter	Food	NFIs
Batenta	485	Shelter	Cash/voucher assistance	NFIs
Zardana Mashehad	485	Shelter	Cash/voucher assistance	NFIs
Tellemar	257	Shelter	Food	NFIs
Hamziyeh	182	Shelter	Food	NFIs

### Vulnerable groups among IDP arrivals:<sup>11</sup>



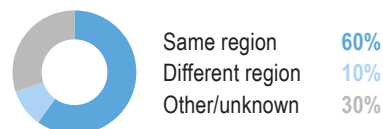
Vulnerable groups reported among IDP arrivals included **persons with disabilities** and **elderly persons** as heads of households as well as **orphans** and **women** travelling alone. The presence of vulnerable groups leads to a complex array of protection needs.<sup>9</sup>

Many IDPs are facing multiple displacements which increases vulnerability. According to reports, **some people have had to leave their homes an average of 5 times since the start of the conflict and some have been displaced more than 10 times.**<sup>12</sup>

### IDP Departures

**44%** of the **37,554 IDP departures** reported in September in Idleb and surrounding areas were from **Ma'arrat An Nu'man sub-district (16,549)**. KIs reported 6,779 IDP departures from Salqin sub-district and 3,148 IDP departures from Kafr Nobol sub-district.

#### Intended destinations of departures:



Overall, KIs reported that displaced civilians intended to remain within Idleb and surrounding areas. KIs reported that **60% of IDP departures intended to stay in the region** and only 10% indicated they were moving to a different region.

#### Top intended destination sub-districts (# IDPs):

Ma'arrat An Nu'man	5,371
Dana	4,470
Afrin	2,360
Maaret Tamsrin	1,136
Kafr Nobol	872

The top intended destination of IDP departures was reported by KIs to be **Ma'arrat An Nu'man sub-district (5,371)** followed by Dana sub-district (4,470) and Afrin sub-district (2,360).

#### Most common push factors of IDP arrivals:<sup>9</sup>

	1st	2nd	3rd
Escalation of aerial bombardment	67	55	1
Anticipation of future conflict escalation	15	40	34
Escalation of ground-based conflict	54	12	1
Loss of income	7	11	32
Loss of assets	0	11	33

KIs reported **escalation of aerial bombardment as the most common push factor for IDP arrivals** with both anticipation of future conflict escalation and escalation of ground based conflict similarly acting as push factors. This follows trends witnessed in previous months with KIs citing escalation of aerial bombardment as a push factor for IDP arrivals every month since April. This trend indicates the continuing levels of instability across the region despite the implementation of a ceasefire.

### Spontaneous Returns

Ma'arrat An Nu'man sub-district witnessed the largest number of SRs with 76% of the total 29,093 occurring within this sub-district.

Within Ma'arrat An Nu'man, KIs reported significant numbers of SRs (**22,205**) and IDP arrivals (**8,096**). KIs reported that these high numbers of coinciding SRs and IDP arrivals was due to a significant improvement in the security situation of eastern Ma'arrat An Nu'man sub-district. Within the same sub-district, there was a large number of IDP departures (**16,549**). KIs reported ongoing security issues in the communities of Heish, Khan, Shaykun and Tamanaha

#### Top 3 shelter types of SRs:

(1) Solid/finished house	5,097 SRs
(2) Solid/finished apartment	1,370 SRs
(3) Unfinished/damaged building	1,179 SRs

The most common shelter type of SRs is solid/finished house (5,097) followed by solid/finished apartment (1,370) and unfinished/ damaged buildings (1,179).

#### Sub-districts with most spontaneous returns to former homes:

Ma'arrat An Nu'man	19,097
Kafr Nobol	2,149
Mhambal	543
Tamanaah	410
Ehsem	399

The majority of SRs (**19,097**) in Ma'arrat An Nu'man sub-district returned to their former homes of according to KIs.

### NORTHERN ALEPPO<sup>12</sup>

#### Key Figures

**Communities assessed:** 392

**Total IDP arrivals:** 29,420 (↓18%)

**Sub-districts with most arrivals (# IDPs):**

Afrin	5,491
Bulbul	3,107
A'zaz	3,017
Jandairis	2,903
Raju	2,742

**Total IDP departures:** 14,590 (↑21%)

**Sub-districts with most departures (# IDPs):**

Al Bab	2,122
Afrin	1,880
Raju	1,785
Ghandorah	1,317
Bulbul	1,312

**Total SRs:** 2,540 (↓35%)

**Sub-districts with most SRs:**

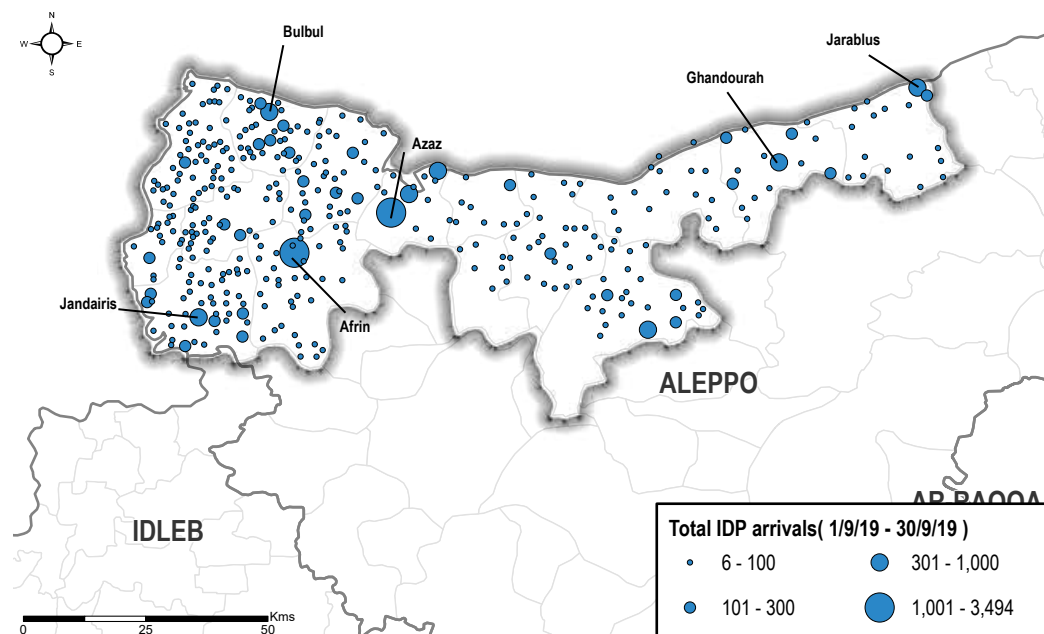
Raju	561
Afrin	489
Ma'btali	350
Bulbul	279
Sharan	246

#### Overview

Throughout September, northern Aleppo witnessed a total of **29,420 IDP arrivals**, representing a **decrease of 18% compared to figures reported in August**. The number of IDP departures increased from **12,057 in August to 14,590 in September**, equivalent to an increase of 21%.

**Frequent security incidents and inter-**

IDP arrivals to assessed communities in northern Aleppo



**Armed Opposition Group (AOG) violence continued to negatively impact civilians and the operating environment for humanitarian organisations in northern Aleppo.**<sup>9</sup> Throughout September, a number of incidents in public spaces involving improvised explosive devices were recorded. Such incidents pose a threat to civilians and impede access to basic services.<sup>9</sup>

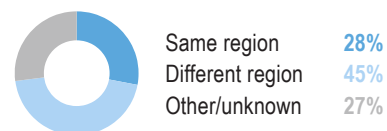
**IDP Arrivals**  
KIs reported that **39% of IDP arrivals to northern Aleppo came from Idleb and surrounding areas.**

**Afrin sub-district recorded the highest number of IDP arrivals (5,491)** followed by Bulbul (3,107), A'zaz (3,017), Jandairis (2,903) and Raju sub-districts (2,742). **On a**

**community-level, Afrin witnessed the most IDP arrivals (3,494)** followed by Azaz (1,790), according to KIs.

Sub-districts in northern Aleppo, particularly those in areas such as Afrin, continued to receive IDP arrivals from Idleb and surrounding areas due to the higher intensity of conflict in Idleb and surrounding areas.

**Last place of departure of IDP arrivals:**



KIs reported 17,918 IDP arrivals to be residing in solid/ finished housing, at the time of data collection, representing 60% of all IDP arrivals.

According to KIs 1,955 IDP arrivals were residing in individual tents and 1,531 were residing in managed camps.

**Top 3 shelter types of IDP arrivals:**

(1) Solid/finished house	17,918 IDPs
(2) Unfinished/damaged building	3,382 IDPs
(3) Solid/finished apartment	2,278 IDPs

Vulnerable groups including **orphans and child-headed households** were recorded among IDP arrivals by KIs.

**Vulnerable groups among IDP arrivals:**



KIs reported **safety and security in the assessed location** followed by access to income and employment opportunities as the most common pull factors for IDP arrivals. Access to shelter and shelter support and access to humanitarian assistance were the third and fourth most commonly reported IDP arrival pull factors.

**Most common pull factors for IDP arrivals:**

	1st	2nd	3rd
Safety and security situation	189	50	8
Access to income/ employment	71	126	43
Access to shelter/shelter support	29	65	105
Access to humanitarian assistance	15	45	69
Family ties/host community relationship	56	11	4

### IDP Departures

For the second consecutive month, **Al-Bab sub-district recorded the highest number of IDP departures with 1,791 IDP departures recorded in August and 2,122 recorded in September.** Afrin (1,880) and Raju (1,785) also witnessed a large number of IDP departures according to KIs.

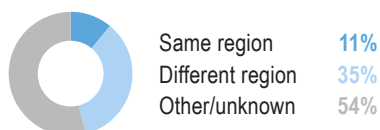
**On a community-level, Al-Bab community witnessed 1,990 IDP departures** and Raju community located in Al-Bab sub-district witnessed 1,620 IDP departures throughout September.

#### Most common push factors for IDP arrivals:

	1st	2nd	3rd
Loss of income	88	78	53
Anticipation of future conflict escalation	50	36	51
Escalation of ground-based conflict	113	11	4
Reduced access to shelter	21	34	64
Escalation of aerial bombardment	25	81	6

According to KIs, loss of income was the most common reason for IDP arrivals to leave their last place of departure. Anticipation of conflict escalation and escalation of ground-based conflict were the second and third most common push factors for IDP arrivals.

#### Intended destinations of departures:



Menbij sub-district (553) was the top intended destination for IDP departures followed by Afrin (530) and Al Bab (417).

#### Top intended destination sub-districts (# IDPs):

Menbij	553
Afrin	530
Al Bab	417
Dana	308
Raju	153

### Spontaneous Returns

**KIs reported a total of 2,540 SRs in September,** representing a decrease of 35% in comparison to August when 3,937 SRs were recorded. Raju sub-district recorded the highest number of SRs at 561.

#### Sub-districts with most spontaneous returns to former homes:

Afrin	455
Raju	376
Ma'btali	311
Bulbul	279
Sharan	217

**85% of SRs that arrived in Afrin returned to their homes of pre-conflict habitual residence,** according to KIs. 376 SRs returned to their former homes in Raju sub-district and 311 returned to their former homes in Ma'btali sub-district.

### Endnotes

<sup>1</sup> Some figures may be repeated displacements.

<sup>2</sup> CCCM/REACH, ISMI Monthly Displacement Summary, August 2019

<sup>3</sup> IDP departure figures reflect aggregated departures of both IDP and resident/pre-conflict populations.

<sup>4</sup> Spontaneous returns: Former IDPs and/or refugees who return to their community of origin, with the intention of staying for a prolonged period of time, but not necessarily to their places of habitual residence, and who do not necessarily enjoy the full spectrum of rights afforded to them prior to displacement.

<sup>5</sup> WFP, [WFP Syria North-Western Syria Emergency Situation Report #8](#), 02 October 2019

<sup>6</sup> UN Department for Global Communications, [Statement attributable to Ms. Najat Rochdi, Senior Humanitarian Adviser to the United Nations Special Envoy for Syria, on the Situation Across Syria](#), 11 October 2019

<sup>7</sup> Idleb governorate's surrounding areas include communities in Atareb, Daret Azza, Haritan, Jebel Saman and Zarbah sub-districts in western Aleppo governorate, as well as in Kafr Zeita, Madiq Castle, Suran and Ziyara sub-districts in northern Hama. These sub-districts have been added to the larger Idleb and surrounding areas region as populations in these sub-districts demonstrate similar movement patterns and are served by the same cross-border responses.

<sup>8</sup> Community markers also account for camps, informal settlements and other IDP sites when they are in close proximity to a community; Only major departure movements for known communities of origin are shown with regards to large IDP arrival movements.

<sup>9</sup> OCHA, [Recent Developments in Northwestern Syria Situation Report # 13](#), 09 October 2019

<sup>10</sup> Number of accessible communities in which the most common push and/or pull factors for IDP arrivals or departures or SRs were reported by KIs.

<sup>11</sup> Vulnerable groups: ♀ Female-headed households/Women travelling alone ♂ Child-headed households ♀ Orphans ♂ Elderly-headed households/Elderly travelling alone ♿ Disabled-headed households/Individuals with disabilities travelling alone.

<sup>12</sup> Figures for the northern Aleppo region include accessible communities in the following sub-districts: Afrin, Aghtrin, Al Bab, Ar-Ra'ee, A'zaz, Bulbul, Ghadorah, Jandairis, Jarablus, Ma'btali, Mare', Raju, Sharan, Sheikh El-Hadid and Suran.

<sup>13</sup> CCCM/REACH, ISMI Monthly Displacement Summary, [May 2019](#), [June 2019](#), [July 2019](#)