

Multi-Cluster Needs Assessment (MCNA X)

Key Multi-Sectoral Findings

Iraq, October 2022



AGENDA

i. Methodology & Coverage

- i. Scope & Coverage
- ii. Methodology
- iii. Misc.

ii. Key Findings

- i. Priority needs
- ii. Intentions
- iii. WASH

iv. Shelter

v. Protection

vi. Health

vii. Livelihoods

viii. Food Security

ix. Education

x. Conclusions

iii. Q&A



MCNA X:

**METHODOLOGY
&
COVERAGE**

SCOPE & COVERAGE

- Data collected between June and August 2022:
- Districts with at least 200 IDP or returnee households according to IOM-DTM Master List (March 2022)

64 districts in 18 governorates

26 IDP camps in 5 governorates

103 strata (pop. group per district/camp)

- **12,839 household surveys:**

2,342 In-camp IDP households

5,894 Out-of-camp IDP households

3,687 Returnee households

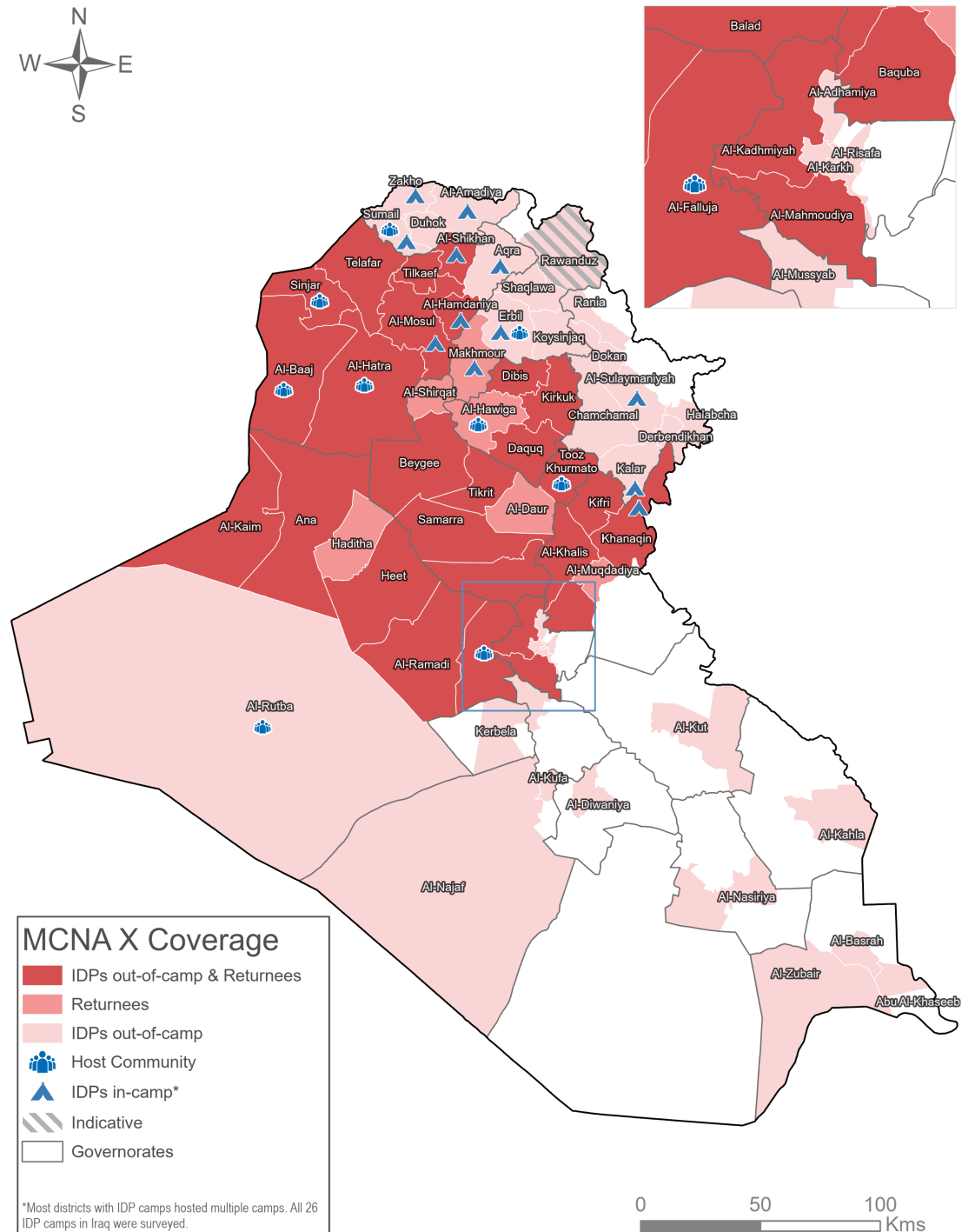
916 Host community households

- **Gender** in the MCNA X:

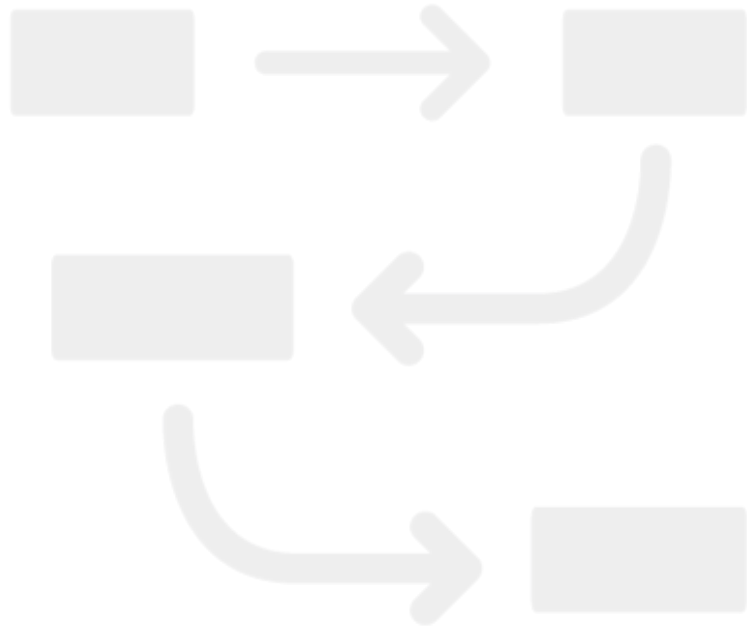
34% surveys answered by female respondents

28% of surveys conducted by female enumerators

14% of households reported to be female-headed



DATA COLLECTION METHODOLOGY



Survey

- **In-person surveys with randomly selected households** about their (cross-) sectoral needs, vulnerabilities and intentions.
- Circa 150 questions: some at individual-level (e.g., schooling, disabilities); most at household-level

Sampling

- MCNA X data is **statistically representative at district level and by population group**
- Two-staged stratified cluster sampling approach
 - 90% level of confidence (10% margin of error) for IDP out-of-camp and returnee households
 - 95% level of confidence (5% margin of error) for IDP in camp households





Host Community Coverage

Rationale: to cover areas with data-proven needs of particular interest to DS actors, in order to align with and inform future objectives in programming.

Evidence-based suggested criteria from 2022 HNO:

- **District has more than 15,000 People in Need (PiN) of at least one pop. group in that district**
- **District has an average HNO Severity level 4 and 5 (out of 5)**

IDPs out-of-camp 🚶➡️	Returnees 🚶➡️
Erbil	Al Rutba*
Sumail	Al-Baaj*
Sinjar*	Al-Hawiga*
Al-Fallujah*	Al-Hatra
Baquba	TooZ Khurmato
TooZ Khurmato	

***ABC district**



Limitations

- The absence of an Intersectoral PIN and Severity analysis limits quick bird's-eye analysis
- **Actors are encouraged to view the MCNA X (2022) Preliminary Analysis & Summary Tables to zoom in on areas/populations of interest, coupled with the MCNA IX (2021) Preliminary Analysis or Dashboard to compare cross-year**
- **Host communities were only surveyed in 10 high-vulnerability districts. Host community figures are representative for their district, but should not be considered to represent host communities throughout Iraq**
- **Almost all data is self-reported by households; REACH cannot guarantee veracity of self-reported data**

***ABC district**

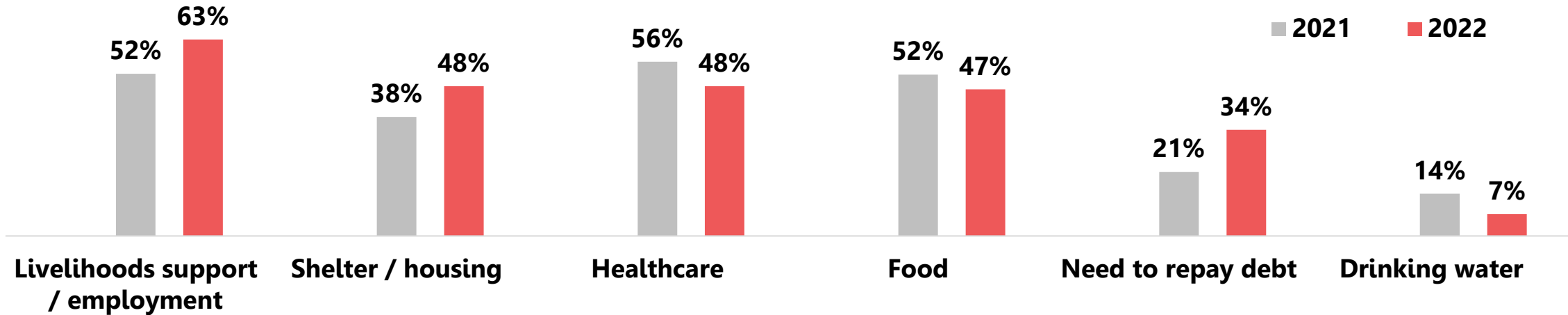


MCNA X:

**TOP-REPORTED
PRIORITY NEEDS**

HOUSEHOLD-REPORTED TOP PRIORITIES

Top-5 most commonly reported household priorities nationwide (top-3 asked to HHs), by year*



- In 2022, Livelihoods, Shelter/Housing and Healthcare were reportedly top-3 priority needs for all pop. groups nationwide. Shelter/housing supplanted food since MCNA in 2021.
- In 2022, Shelter/Housing was reported as top priority among **61%** among out-of-camp IDPs, compared to **30%** and **31%** for Host communities and Returnees nationwide respectively

*Multiple choice: findings may exceed 100%



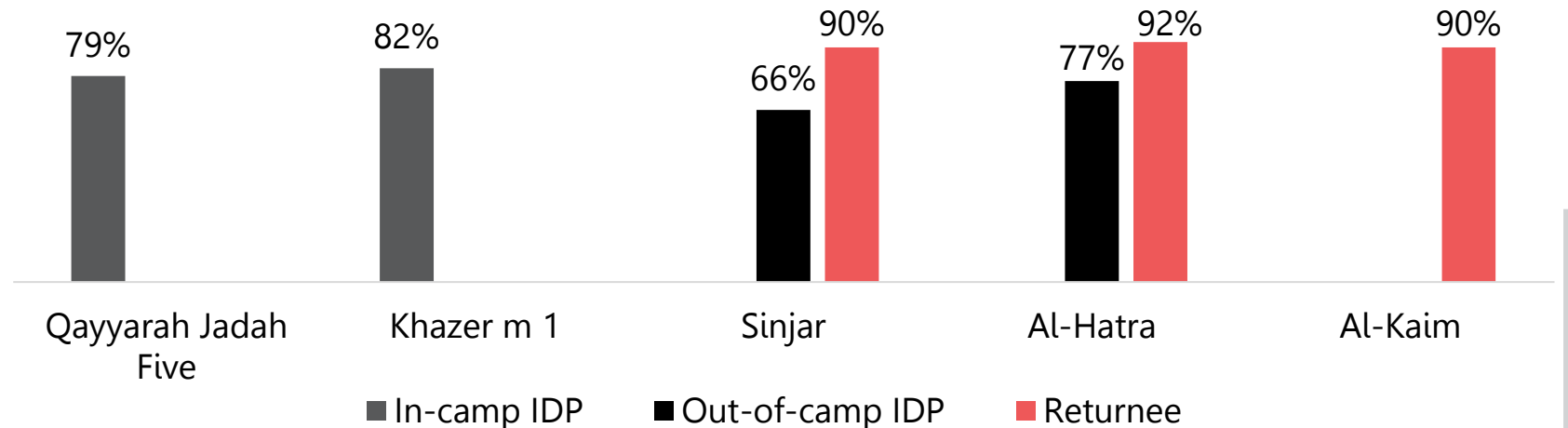
MCNA X:

INTENTIONS

INTENTIONS – NATIONWIDE

	In-camp IDP		Out-of-camp IDP		Returnee	
	2021	2022	2021	2022	2021	2022
% of households that reported intending to remain in their location for the next three months following data collection	96%	96%	90%	94%	97%	99%
% of households that reported intending to remain in their location for the next twelve months following data collection	84%	92%	83%	90%	94%	97%

Top-2 strata per population group with the **lowest proportions** of HHs who reported **intending to remain** in their location for the next three months following data collection



INTENTIONS – NATIONWIDE



76%

of IDP households reported
intending to integrate in AoD

Top-5 most commonly-reported reasons not to return to AoO at the time of data collection*

House in AoO has been damaged/destroyed

Lack of livelihood/income generating activities in AoO

Fear/trauma associated with returning to place of origin

No financial means to return and restart

Lack of security forces

In-camp
IDP

Out-of-
camp IDP

40%

35%

22%

36%

29%

26%


14%

26%

43%

14%

Top-5 out-of-camp IDP strata reported not intending to return to AoO due to Housing Land and Property (HLP) issues



IDPs living in these districts
primarily also originate from
Salahaddin and **Kirkuk**,
according to IOM DTM March
2022

*Multiple choice: findings may exceed 100%



MCNA X:

WASH

WASH - ACCESS



	In-camp IDP		Out-of-camp IDP		Returnee		Host Community
	2021	2022	2021	2022	2021	2022	2022
% of households that reported having access to an improved water source	84%	92%	90%	93%	84%	88%	84%
% of households that reported having access to sufficient water for drinking and domestic purposes	67%	48%	80%	82%	85%	90%	80%

Strata with the **lowest % of households** that reported having access to an **improved** water source

	In-camp IDPs	Out-of-camp IDPs	Returnees	Host Community
Khazer M1	8%			
Al-Rutba		12%	8%	9%
Al-Baaj		8%	15%	34%
Al-Hatra		14%	33%	14%
Al-Basrah		30%		



WASH - ACCESS

Top-5 lowest % of IDP households in-camp that reported having access to a sufficient quantity of water for drinking and domestic purposes

Kabarto 1	11%
Arbat	21%
Ashti	21%
Khazer M1	26%
Hasansham U3	28%

Top-4 strata reporting drinking **surface water without pre-treatment**

Al-Hawiga Host Community	44%
Al-Hawiga Returnees	24%
Balad out-of-camp IDPs	19%
Daquq out-of-camp IDPs	9%

Most commonly-reported water quality issues across all populations nationwide*

The water is not clear*	35%
The water tastes unpleasant*	20%
The water smells unpleasant*	6%

At least 95% of all pop. groups nationwide reported having access to:

- improved functional **sanitation facilities**
- improved functional **handwashing facilities**
- **soap**



*Multiple choice: findings may exceed 100%

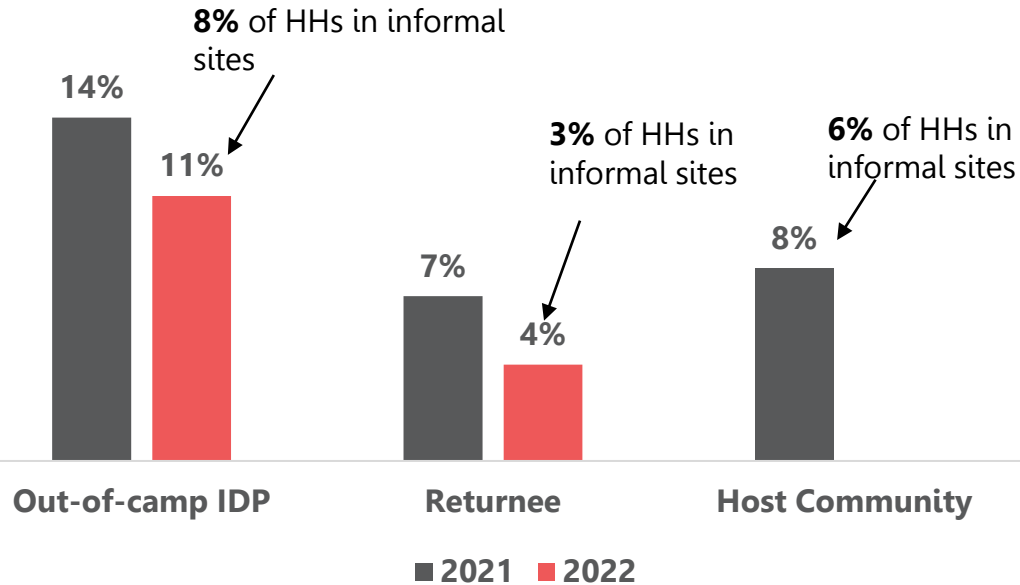


MCNA X:

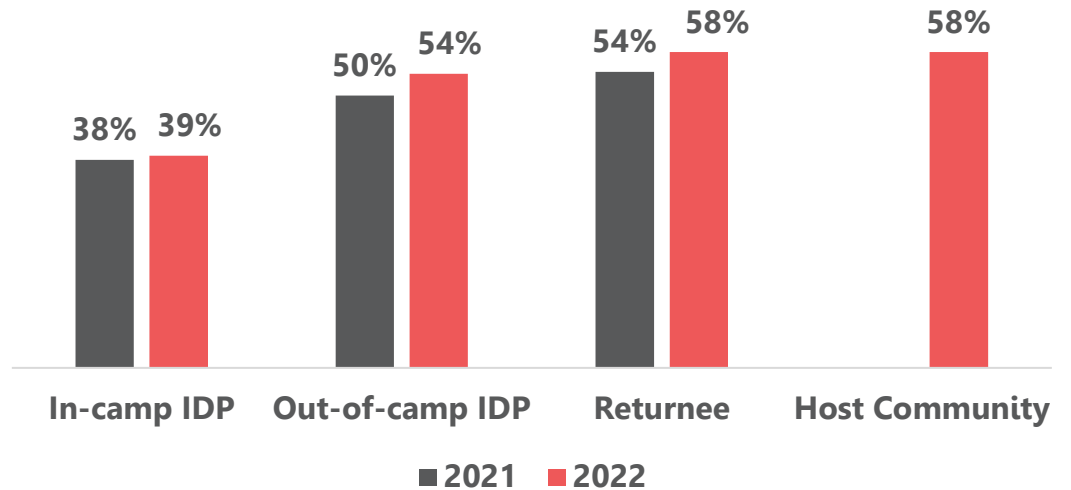
SHELTER

SHELTER

% of households living in critical shelter*, by year



% of households with access to a safe and healthy housing enclosure unit (protection from elements)

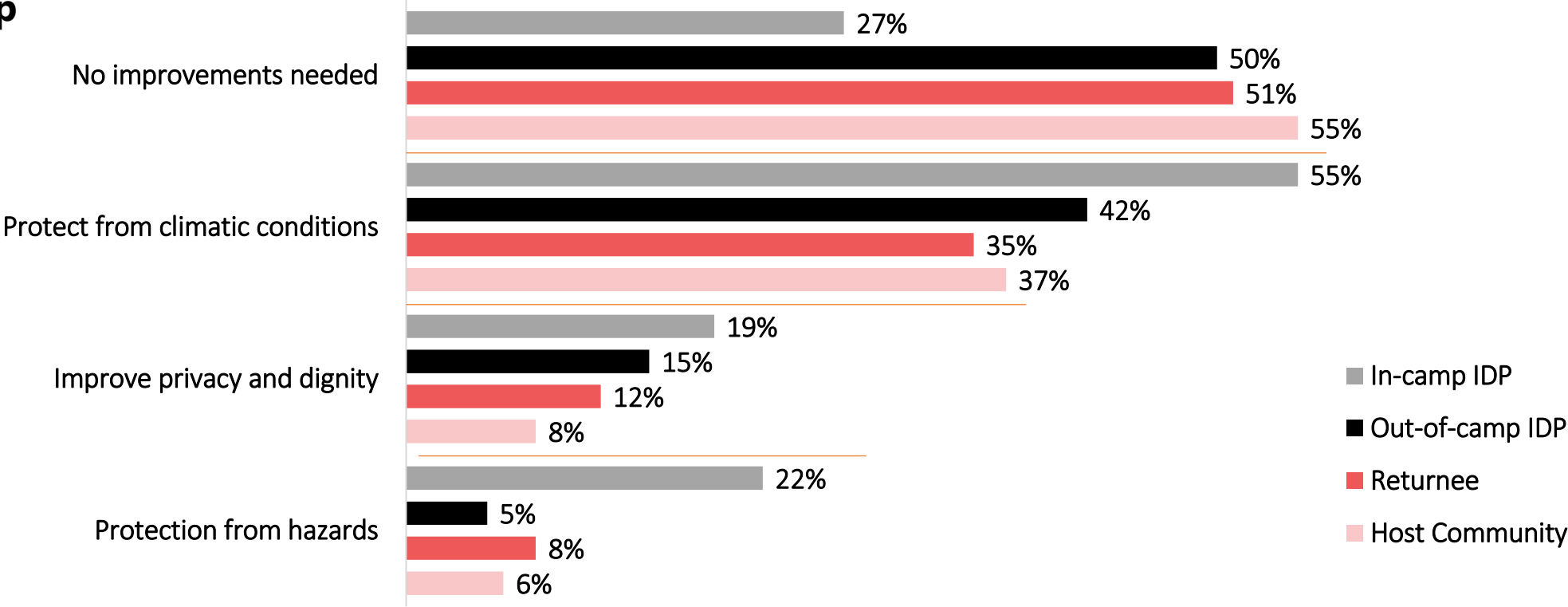


- Critical shelter has slightly decreased cross-year due to sharp drops in **Al-Hatra, Al-Baaj, Sinjar, Al-Khalis, Tooz Khurmato, Daquq, Al-Rutba, Al-Hawiga, Al-Muqdadiya, Al-Falluja**
- Access to safe and healthy enclosure unit improved alongside critical shelter since 2021
- Majority of households in critical shelter live in informal sites*

*Critical shelter and informal sites were observed and recorded by enumerators. Critical shelter: damaged, makeshift, or non-residential shelters (tents, Refugee Housing Units, and religious or public buildings). Informal sites: more than 5 IDP families settled collectively; site not built to accommodate people; shared basic services; critical shelter; no formal management from authorities.



Most commonly-reported shelter priority needs for a dignified and functional shelter*, by population group



78% of all HHs reported needing basic NFI

Top-3 most-commonly reported lacking NFI items nationwide*

Air conditioners/coolers or fans	58%
Cooking appliances	25%
Mattresses/sleeping mats	18%

* Multiple choice: findings may exceed 100%

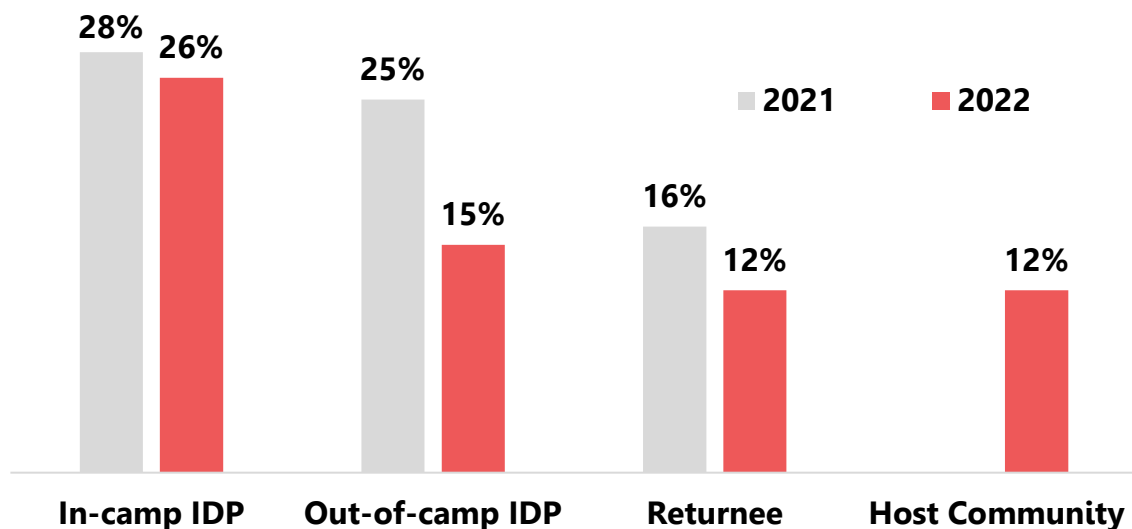


MCNA X:

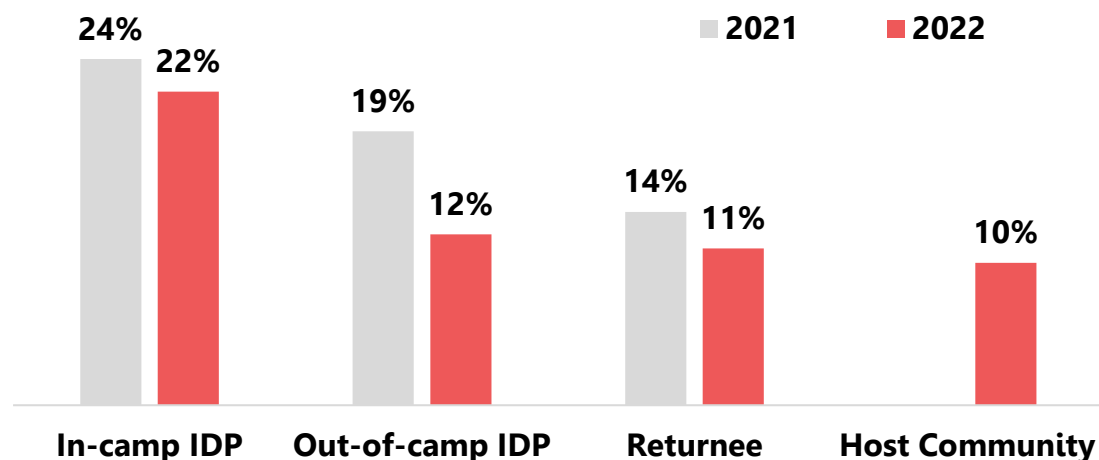
PROTECTION

PROTECTION – MISSING DOCUMENTATION

% of households that reported missing **at least one** key household or individual document, by year and pop. group



% of households that reported having at least **one child** missing a key individual document, among households with children, by year and pop. group



- In 2021, 46 out-of-camp strata had 10%+ HHs missing at least one doc. In 2022, this decreased to 24 out-of-camp strata
- Highest proportions of HHs with at least one person reportedly missing a document: **IDPs out-of-camp in Duhok & Zakho** (50% and 46%% resp.), ALL pop. groups in **Al-Baaj** (48% district-level), and Hasansham U2 and U3 (49% and 47% resp.), and Khazer M1 (42%)
- **More female-headed HHs in 2022 reported lacking HLP docs than 2021:** in-camp (58% comp. to 42%); returnees (51% comp. to 37%)



PROTECTION – MISSING DOCUMENTATION ctd.

Adults

99%

of households nationwide reported that all adults had a **national ID card or unified ID card** (96% in 2021)

96%

of households nationwide reported that all adults had a **nationality certificate or unified ID card** (94% in 2021)

97%

of households nationwide reported having a **PDS card** (96% in 2021)

Children*

96%

of households nationwide reported having a **national ID card or unified ID card** (96% in 2021)

85%

of households nationwide reported that all children had a **nationality certificate or unified ID card** (83% in 2021)


96%

of households nationwide reported that all children had a **birth certificate** (91% in 2021)

*Among households with children



PROTECTION – CHILD PROTECTION



26%

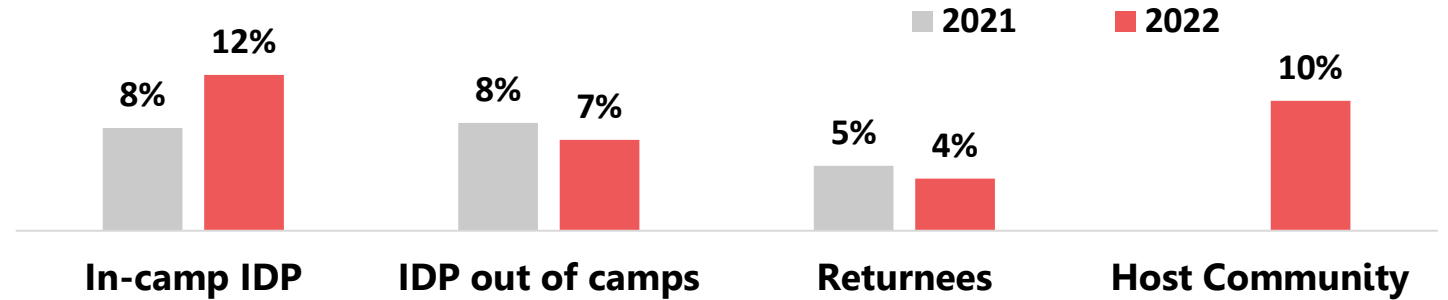
of households reported using violent (physical or verbal) disciplinary measures against their children, among households with children



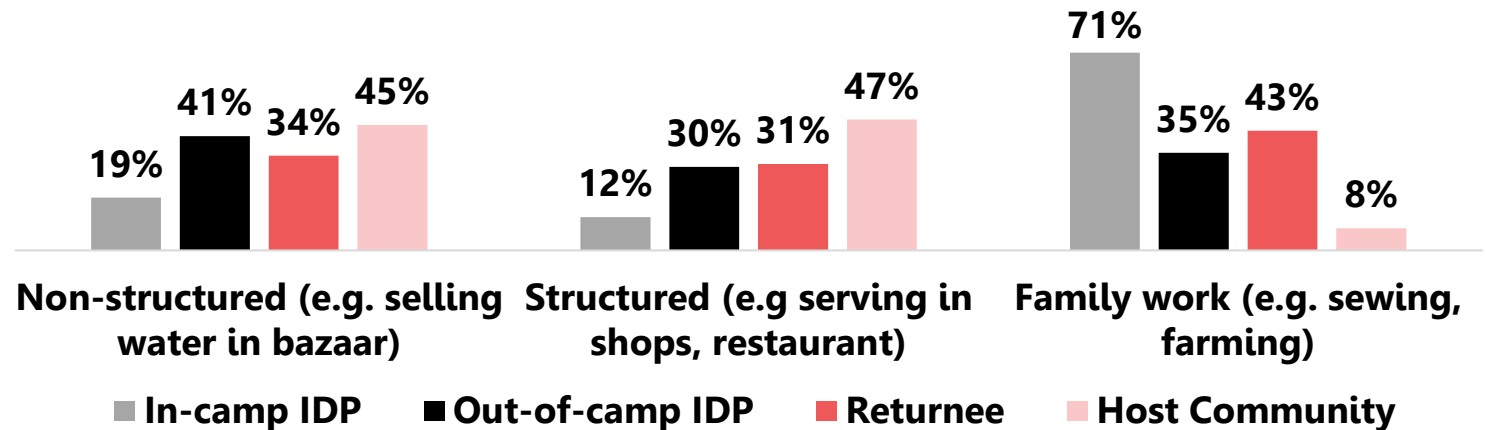
1%

of households with a reported presence of child marriage, among households with children

% of households with at least one child (<18) reported to be working, among households with children, by pop. group



% of households reported children working in [type of work], among households that reported at least one child working, by pop. group*



*Multiple choice: findings may exceed 100%

PROTECTION – MINE ACTION



of HHs reported being **impacted** by the (real or perceived) presence of explosive ordnance

Top-10 Districts/Camps

Sinjar	51%
Al-Mussyab	41%
Al-Kaim	32%
Al-Baaj	22%
Makhmour	22%
Beygee	21%
Al-Diwaniya	20%
Al-Hatra	19%
Harshm	18%
Samarra	18%



of HHs reported having **at least one member injured/disabled or killed** due to the presence of explosive ordnance

Top-10 Districts/Camps

Al-Kaim	8%
Aqra	4%
Hasansham U2	4%
Khazer M1	4%
Al-Amadiya	3%
Hasansham U3	3%
Shaqlawwa	3%
Baquba	2%
Kirkuk	2%
Sinjar	2%

PROTECTION - HEALTH

% of **individuals** with reportedly 'a lot of difficulty' or 'cannot do at all' in one functional domain (level-3 disability - WGSS)

 4% IDPs in-camp  4% IDPs out-of-camp

 3% Host comm.  4% Returnee

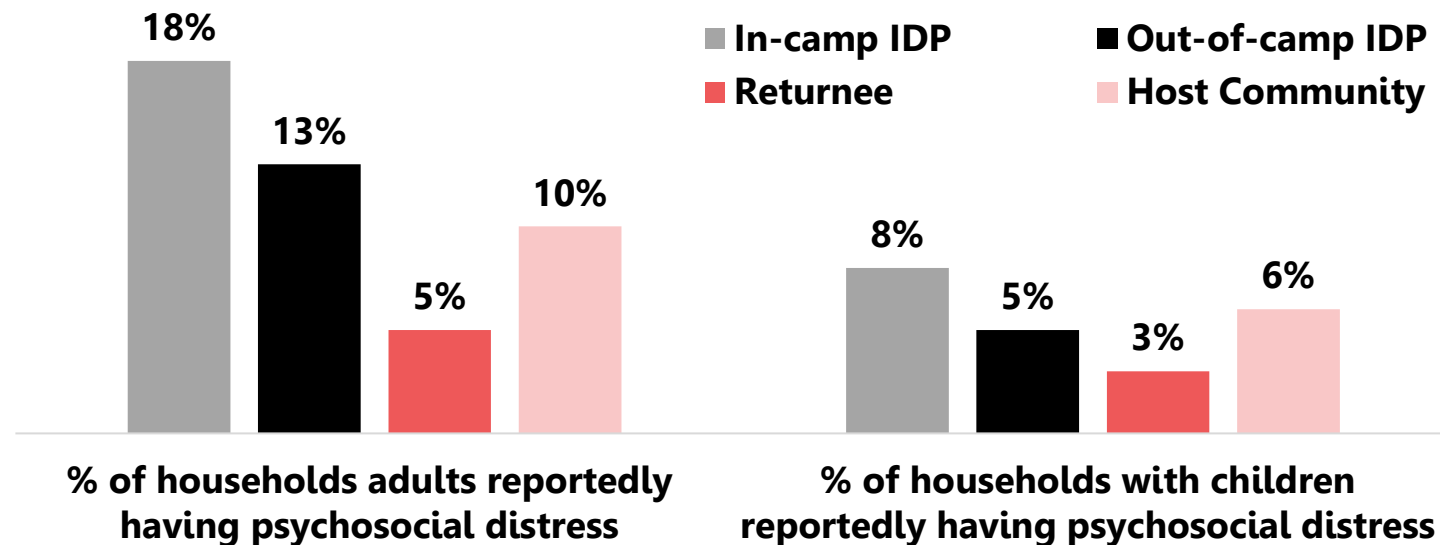
=

16%

of HHs nationwide reported having at least one individual with a reported level-3 disability

40%

of HHs with individuals with level-3 disability reported issues for these members to access basic services (education, health, markets)





MCNA X:

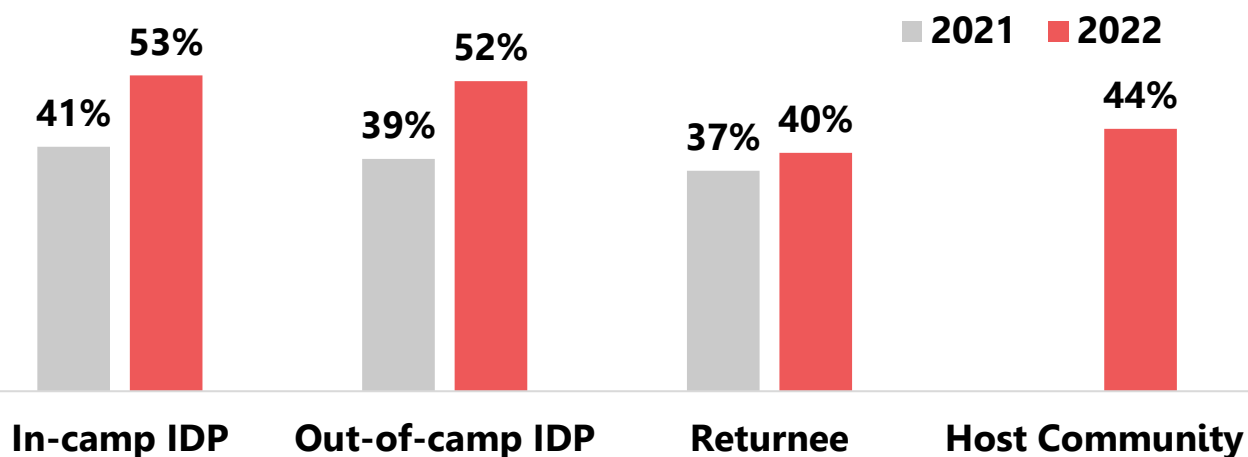
HEALTH

HEALTH - GENERAL

100%

of households reported having primary healthcare (health clinic and/or hospital) within one hour reach from their dwellings by normal mode of transportation

% of households with at least one individual with a reported **chronic health condition**



* Multiple choice: findings may exceed 100%

36%

of households reported having had at least one person with an unmet health care need within three 3 months of data collection, among households with a reported need

Top-5 most-commonly-reported barriers to healthcare*

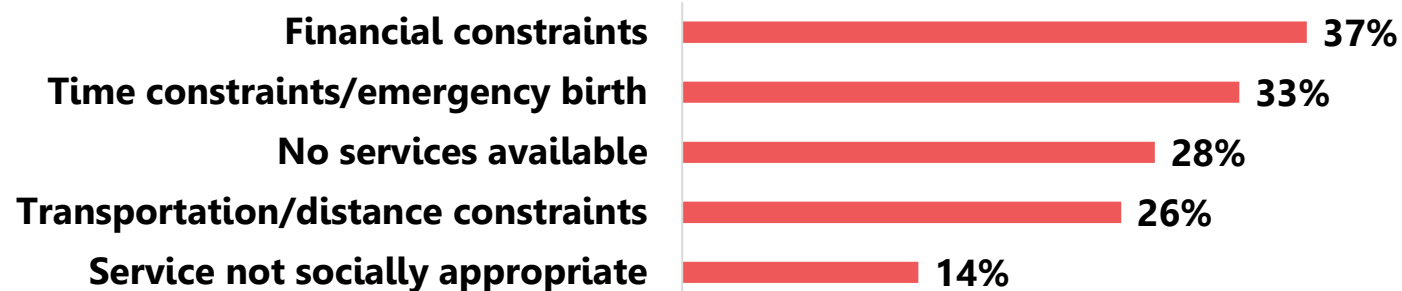
Cost of services/medicine	82%
The treatment centre was too far away/no means of transport	19%
Public health clinic did not provide a referral	15%
No treatment available for my issue at the health facility	13%
No medicine available at the health facility/pharmacy	5%

HEALTH – REPRODUCTIVE HEALTH

 **96%**

of households with reported live births in the last two years occurred at a location with skilled health personnel

% of households reported facing [barrier] as barrier to accessing skilled health personnel, among households with a reported live birth at their home in the last two years *



Top-2 strata per pop. group: % of households reported that women of reproductive age (15-49) **faced difficulty in accessing specialized reproductive health services** (among households with women of reproductive age)

In-camp IDP		Out-of-camp IDP		Returnee		Host Community
Tazade Camp	40%	Al-Mussyab	60%	Al-Baaj	53%	80%
Debaga 1 Camp	38%	Al-Hatra	52%	Sinjar	44%	40%



MCNA X:

LIVELIHOODS



LIVELIHOODS – INCOME, DEBT AND EXPENDITURE



61%

of households with reported debt value **larger than 90,000 IQD** per household member



31%

of households reportedly spending more than 25% of their total expenditure on health care



74%

of households reportedly spending more than 40% of their total expenditure on food

% of households reportedly taking on debt due to healthcare, food, education, or basic household expenditures



90% IDPs in-camp



88% IDPs out-of-camp



72% Host comm.



71% Returnee

Top-5 reported types of income sources*

	2021	2022
Irregular employment	46%	62%
Loans, debts	15%	27%
Regular employment	25%	21%
NGO or charity assistance	2%	12%
Support from community/friends/family	6%	11%

*Multiple choice: findings may exceed 100%



LIVELIHOODS - UNEMPLOYMENT

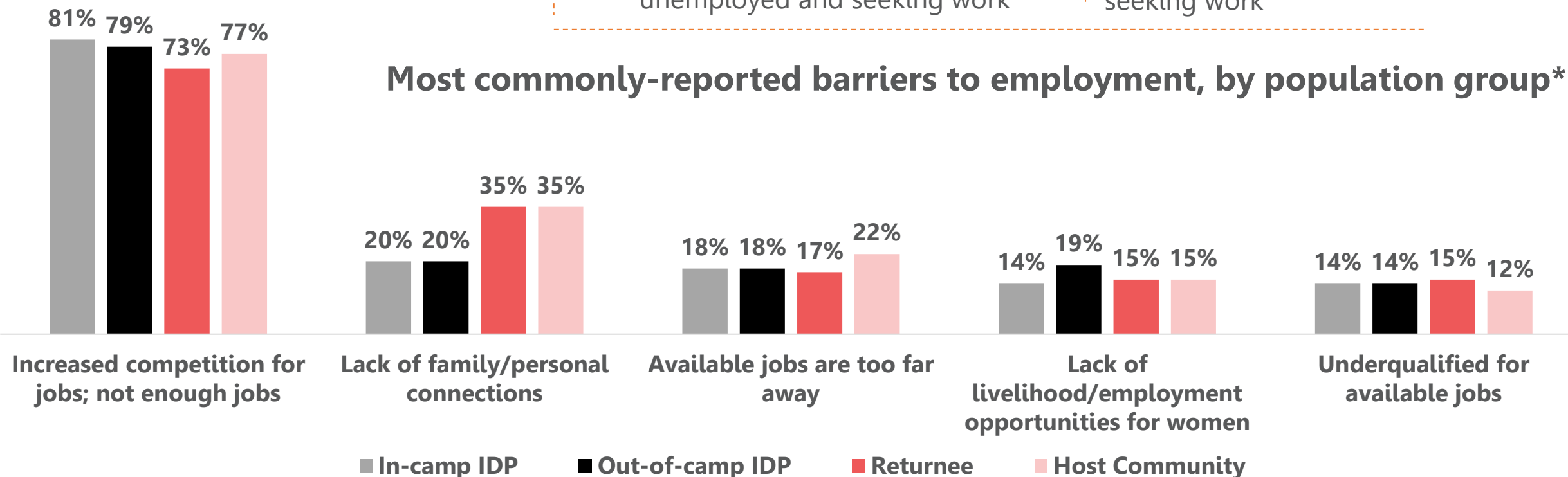
7%

of households reported that the **head of household** was unemployed and seeking work

24%

of households reported having **at least one adult** (18+) unemployed and seeking work

Most commonly-reported barriers to employment, by population group*

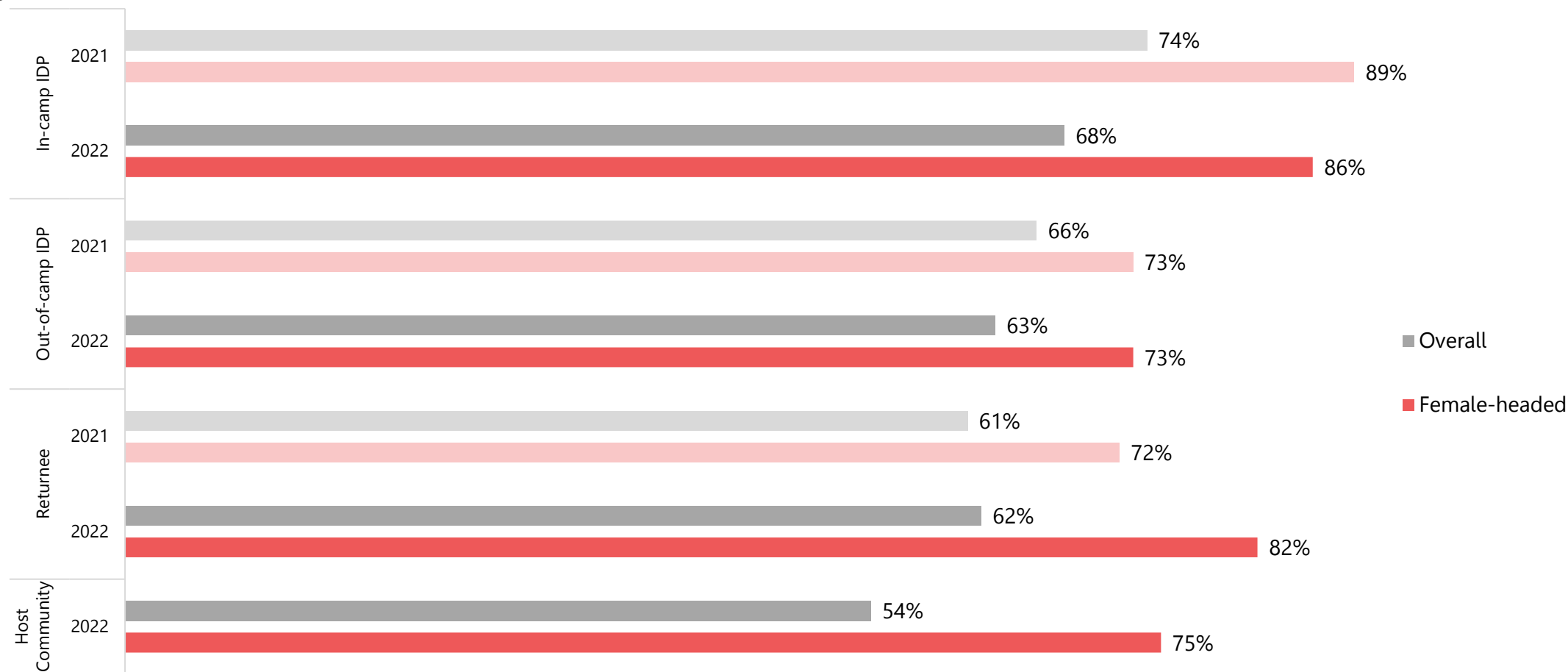


*Multiple choice: findings may exceed 100%



LIVELIHOODS – FEMALE-HEADED HHs

% of overall and female-headed households reported earning LESS than the Survival Minimum Expenditure Basket (IQD 440-480k) from employment/pension within 30 days of data collection, by year and pop. group (lighter colours signify 2021)





MCNA X:

FOOD SECURITY

FOOD SECURITY – FOOD CONSUMPTION

95%

of households by Household Food Consumption Score (FCS) - % **'Acceptable' FCS (top category)**

Top-3 strata per pop. group with lowest 'Acceptable' FCS score

In-camp IDP		Out-of-camp IDP	
Arbat Idp	75%	Al-Mussyab	32%
Ashti Idp	78%	Al-Hatra	73%
Hasansham U3	81%	Kifri	74%
Returnee		Host community	
Al-Hatra	68%	Al-Hatra	55%
Al-Baaj	82%	Al-Baaj	69%
Al-Rutba	93%	Al-Rutba	88%

95%

of households by Household Hunger Scale category - % **'Little to no hunger' (top category)**

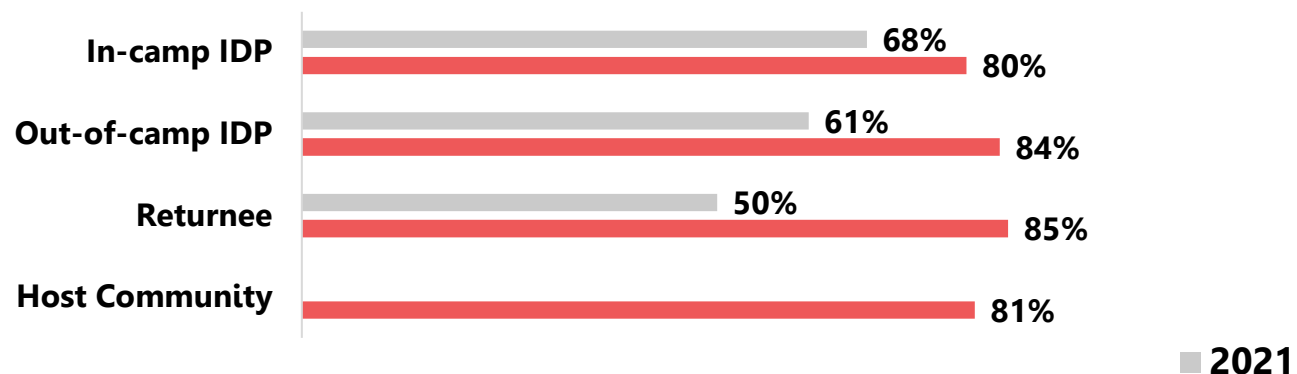
Top-2 strata per pop. group with lowest 'Little to no hunger' Household Hunger Scale score

In-camp IDP		Out-of-camp IDP	
Hasansham U3	79%	Al-Mussyab	60%
Arbat	82%	Al-Baaj	69%
Returnee		Host community	
Al-Baaj	62%	Al-Baaj	78%
Telafar	89%	Sumail	92%

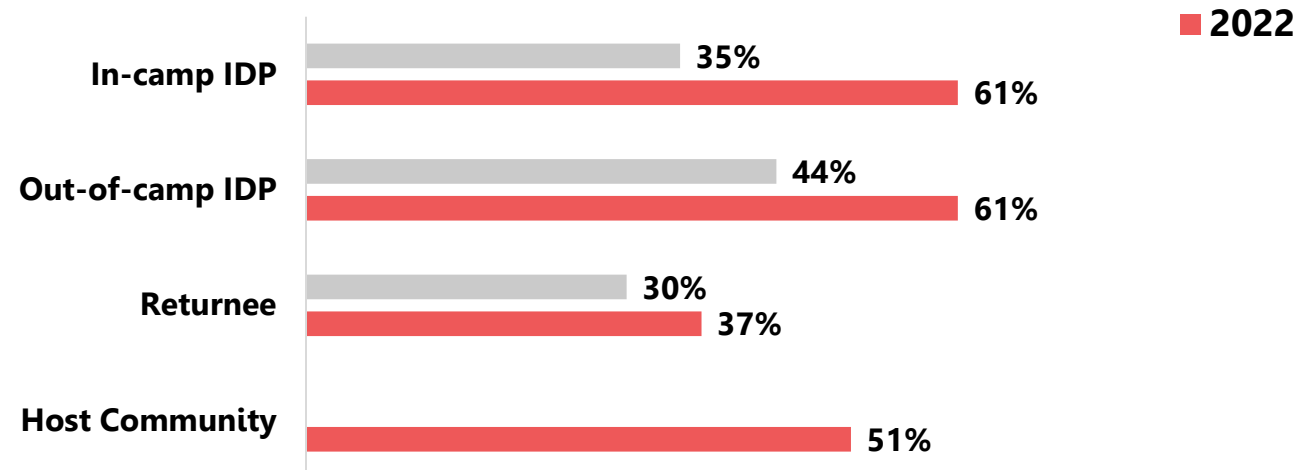
FOOD SECURITY – COMMON COPING STR.

% of households reporting having applied [Livelihood Coping Strategy] among households who were able to apply this strategy, because there was not enough food or money to buy it, within 30 days of data collection, by year and pop. group

Bought food on credit or through borrowed money from relatives and friends - Stress strategy (30-day recall period)



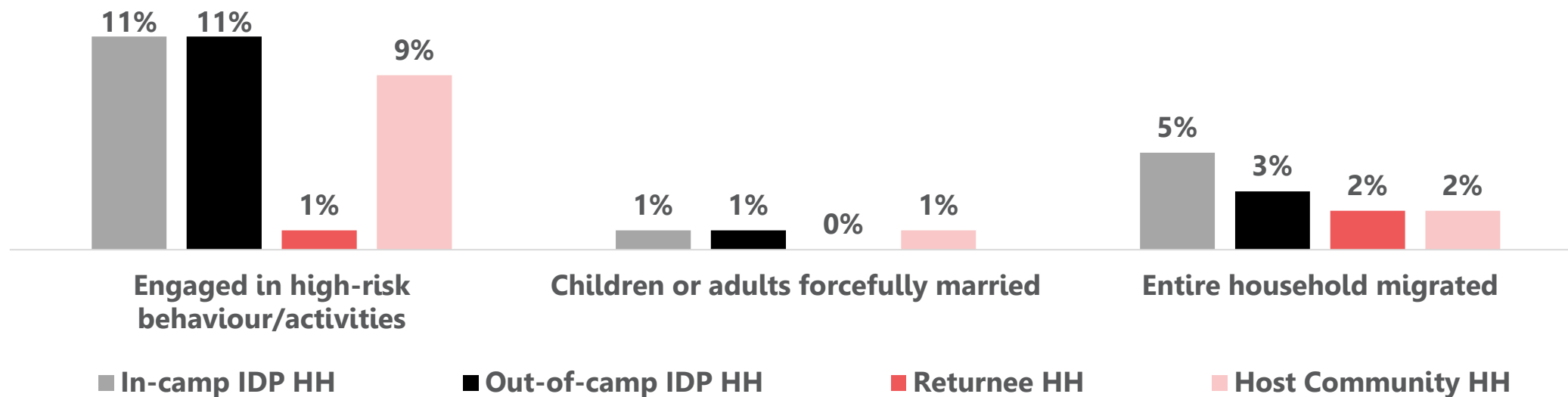
Reduced expenditure on non-food expenses (e.g., health, education) - Crisis strategy (30-day recall)





FOOD SECURITY – EMERGENCY COPING STRATEGIES

% of households that reported having applied [Emergency Strategy] within 30 days of data collection, by pop. group



Top districts with highest proportions of HHs to have reported **frequently applying several coping strategies** within 30 days of data collection:

- Al-Hatra
- Al-Baaj
- Al-Rutba
- Sinjar
- Al-Kaim
- Al-Mussyab

A photograph of a refugee camp, likely in Jordan, showing rows of yellow brick buildings under a blue sky with scattered clouds. The foreground is filled with dry, brownish vegetation. The text 'MCNA X:' is overlaid in large white letters on the right side of the image.

MCNA X:

EDUCATION

EDUCATION

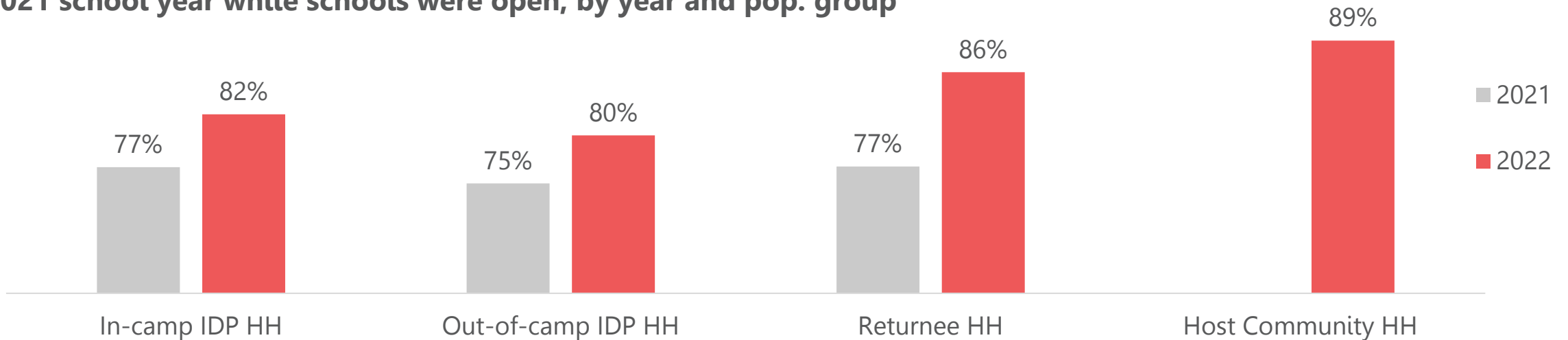
 83%

of school-aged children reportedly attended formal education regularly (at least 4 days a week) in the 2021-2022 school year while schools were open

 28%

of households with at least one school-aged child who reportedly did not attend formal school regularly (at least 4 days a week) in the 2021-2022 school year while schools were open, among HHs with children

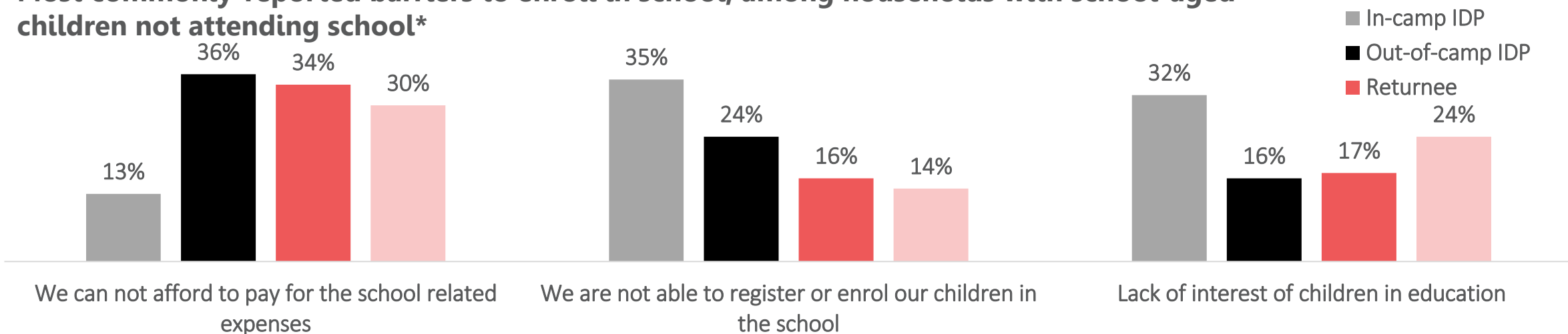
% of school-aged children who reportedly attended formal education regularly (at least 4 days a week) in the 2020-2021 school year while schools were open, by year and pop. group



*Multiple choice: findings may exceed 100%

EDUCATION

Most commonly-reported barriers to enroll in school, among households with school-aged children not attending school*



Top-3 strata with the **highest proportions** per pop. group, who reported having **at least one child not attending formal school** regularly

In-camp IDP		Out-of-camp IDP		Returnee		Host community	
Qayyarah Jadah Five	68%	Al-Rutba	53%	Al-Rutba	52%	Al-Baaj	71%
Hasansham u 2	63%	Al-Hatra	51%	Al-Shikhan	63%	Al-Hatra	49%
Khazer m 1	63%	Koysinjaq	48%	Al-Baaj	51%	Sinjar	88%

*Multiple choice: findings may exceed 100%



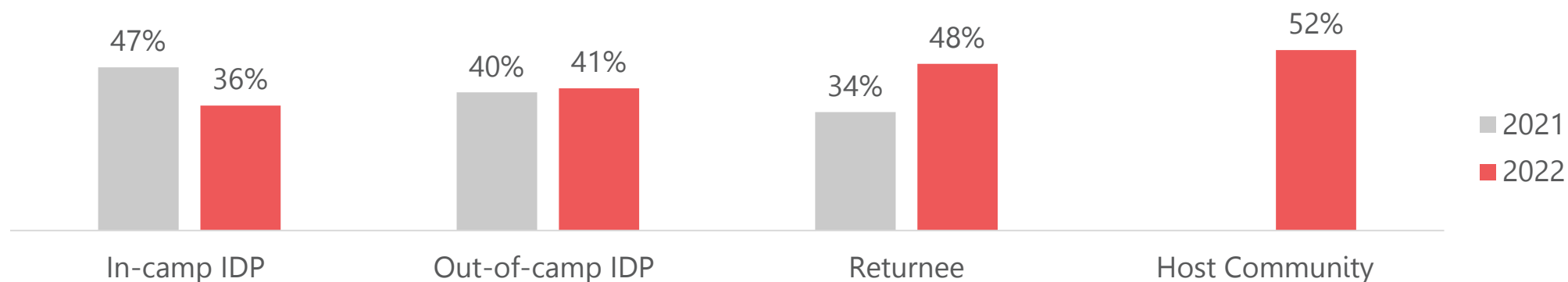
MCNA X:

DURABLE SOLUTION



Durable Solutions

% of households that reported being able to play a role in local decision-making, by year and pop. group



Top-3 strata per pop. group with the **lowest proportions** of households that reported being able to play a role in local decision-making

In-camp IDP		Out-of-camp IDP		Returnee	Host Community
Qayyarah Jadah Five	16%	Al-Diwaniya		Al-Rutba	13%23%
Arbat Idp	17%	Al-Kut		Al-Hatra	15%15%

Durable Solutions



7%

of households nationwide reported having at least one adult **unable to vote** in local or national elections due to legal, administrative, or document-related issues

Top-10 Districts/Camps

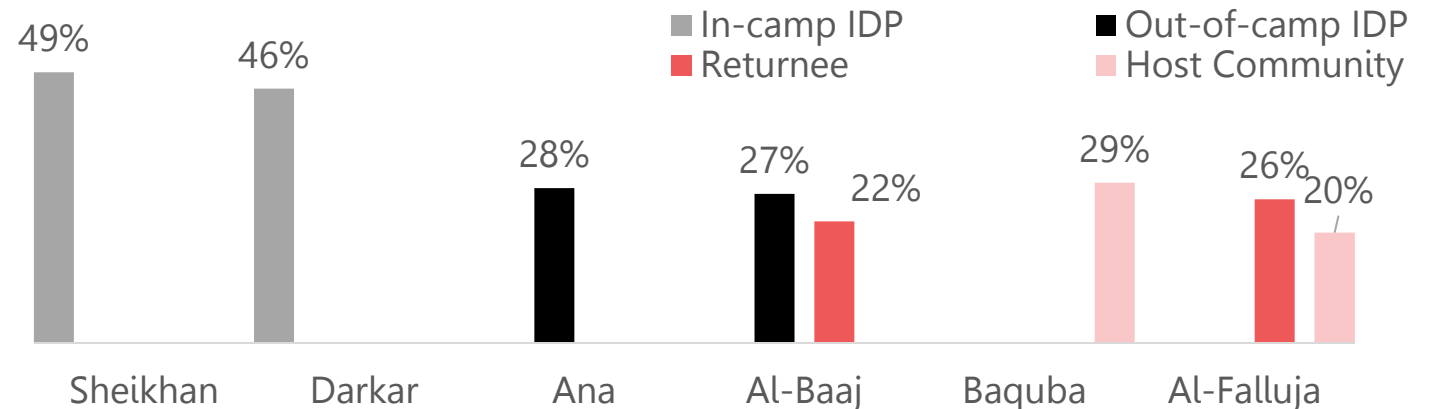
Al-Zubair	33%
Sinjar	25%
Halabcha	24%
Al-Rutba	23%
Al-Basrah	23%
Ashti Idp	19%
Qayyarah Jadah Five	19%
Al-Sulaymaniyah	17%



17%

% of households reported having at least one person covered under social security schemes other than the Public Distribution System (PDS)

Top-2 strata per pop. group with **highest proportion** households with at least one person reportedly **covered under social security schemes** other than PDS

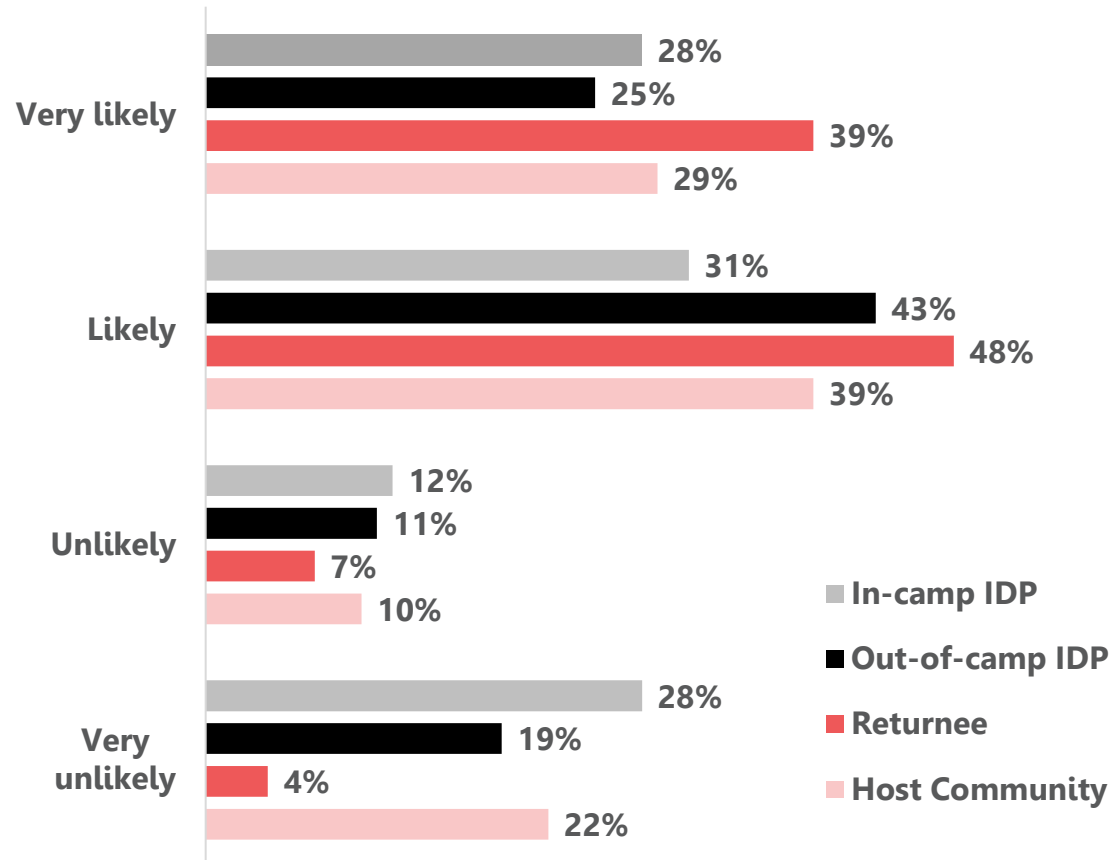




Durable Solutions



Reported likelihood of at least one member of the household to **cooperate with community members from different tribal or ethnoreligious backgrounds**, in the event of a communal issue (e.g., flood, water shortage), by pop. group



Top-10 Districts/Camps reporting 'Unlikely' and 'Very Unlikely'

Al-Rutba	64%
Erbil	57%
Hasansham u 2	55%
Shaqlawwa	55%
Debaga 1	54%
Aqra	53%
Khazer m 1	52%
Rawanduz	52%
Hasansham u 3	51%
Harshm	50%



MCNA X:

CONCLUSIONS

A photograph of a dry, arid landscape under a clear blue sky. In the foreground, there is a small, simple building with a dark doorway. To the right of the building is a large, cylindrical metal drum, possibly for water storage. The ground is sandy and cracked. A semi-transparent dark grey box with the word 'CONCLUSIONS' in white text is overlaid on the left side of the image.

CONCLUSIONS

- In many respects, MCNA 2022 data is consistent with MCNA 2021
- Smaller proportions of IDP households reported intending to return than in 2021
- WASH / SHELTER saw no substantial improvement
- Fewer households reported missing documents
- Reported irregular employment increased from 2021
- Female-headed HHs consistently reported earning less from employment/pension than HHs overall
- Reliance on non-employment sources (charity, assistance, loans) reportedly increased
- Reported application of coping strategies increased. Compared to MCNA 2021, households more frequently reported:
 - 1) borrowing money for food
 - 2) reducing non-food expenses
- Districts with the consistently highest degrees of cross-population vulnerability according to key indicators are in Ninewa, Al-Anbar



Q&A

THANK YOU FOR YOUR ATTENTION!

ard.vogelsang@reach-initiative.org

Skype: ardvogelsang

REACH Informing
more effective
humanitarian action