



INTRODUCTION

The Rapid Market Monitoring Initiative (RMMI) was launched by REACH in collaboration with the Food Security Sector (FSS) and the Cash Working Group (CWG) to support humanitarian actors providing cash and voucher assistance (CVA), especially in adjusting the response to the COVID-19 outbreak in Northeast Nigeria.

In Northeast Nigeria, food prices are collected on a monthly basis by the World Food Programme (WFP) and other humanitarian organizations based on their programmatic needs. With the onset of the COVID-19 pandemic, FSS set up a COVID-19 taskforce in collaboration with REACH and other CVA partners to monitor prices of critical household items on a fortnightly⁴ basis due to the rapid nature of the pandemic, and its negative effects on market systems and the movement of goods and services.

The RMMI will collect prices for fuel, water and critical non-food items (NFIs), including all the components of the Food Survival Minimum Expenditure Basket (SMEB). In addition, indicators specific to the COVID-19 crisis and its potential impact on markets are now being tracked on a fortnightly basis from May 2020 onwards.

Food SMEB Items Price Tracking: Fortnightly (NGN)

Items	30 Jun 2020 ⁷	14 Jul 2020 ⁷	% change
Cost of Food SMEB*	22,319	27,872	25%
Local rice (22.5 kg)	9,033	9,443	5%
Maize (37.5 kg)	6,128	10,174	66%
White beans (11.25 kg)	2,363	3,309	40%
Palm oil (1.5 L)	938	875	7%
Groundnut oil (3 L)	1,830	2,000	9%
Groundnuts (2.25 kg)	920	844	8%
Sugar (1.5 kg)	692	692	0%
Salt (0.75 kg)	105	113	7%
Onion (1.2 kg)	309	421	36%

*Contains the items listed below it. The cost of the Food SMEB is for a household of size 5

Exchange rate (NGN/USD)

Exchange Rate ¹	30 Jun 2020 ⁷	14 Jul 2020 ⁷	% change
Official rate	388	387	-0.3%

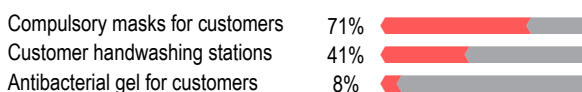
KEY FINDINGS: 14 - 20 JULY, 2020

- The cost of the food SMEB in Maiduguri and Jere LGAs was **27,872** naira during the week of 14 - 20 July 2020.
- The cost of the food SMEB increased by **25%** during the week of 14 - 20 July 2020 when compared to 29 June - 07 July 2020.
- The rise in cost of the food SMEB was predominantly driven by rise in prices of four items, namely maize, beans, local rice, and onions. The highest price increases were reported in Baga road and Bullumkutu markets.
- Among the interviewed vendors, **51%** reported not being aware of or adhering to the government mandated market restrictions even though the federal government mandated guidelines have been in effect since 2nd of June.²
- Fuel vendors reported a **16%** increase in petrol prices⁸.

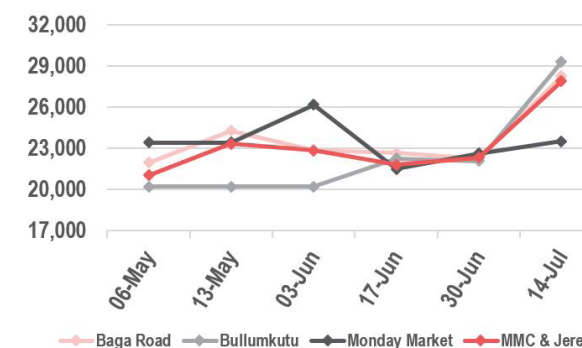
COVID-19 MARKET INDICATORS

Of the **91** respondents surveyed, **0%** of vendors stated that they were limiting the number of certain items sold per household in order to prevent shortages.

Top 3 reported COVID-19 precautions taken by vendors³



Cost of the Food SMEB over time (NGN)



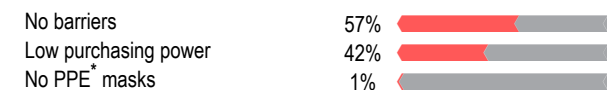
METHODOLOGY

Data was remotely collected through interviews with vendor key informants (KIs) purposively sampled across three major markets in Maiduguri and Jere LGAs. The key markets were chosen in consultation with all participating partners from the Food Security Sector (FSS) COVID-19 Taskforce. The cost of the food SMEB for the overall LGA is computed by considering the median of individual market's food SMEB costs. Variation in the cost of the food SMEB is computed against prices collected during the previous fortnightly⁴ data collection. Findings are indicative for the assessed location and time frame in which the data was collected.

RMMI WEEKLY FIGURES


Data collection **14th July - 20th July**
3 markets assessed
91 vendor KIs surveyed
19 key commodities being tracked

Top 3 reported market access barriers for community members³

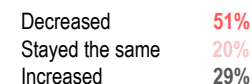


*Personal Protective Equipment

Top 3 reported government regulations on vendors due to COVID-19³



Reported change in customer shopping frequency due to COVID-19 restrictions





MARKET INDICATORS AND PRICES


Median commodity prices per market, 14 July - 20 July 2020 (NGN)

Market	Petrol (1 L)	Diesel (1 L)	Untreated water (20 L)	Hand sanitizer (100 ml)	PPE mask (1 unit)	Bathing soap (60 g)	Laundry soap (200 g)	Sanitary pads (pack of 8)	Charcoal (1 kg)	Firewood (1 small bundle)	Local rice (1 kg)	Maize (1 kg)	White beans (1 kg)	Palm oil (1 L)	Groundnut oil (1 L)	Groundnuts (1 kg)	Sugar (1 kg)	Salt (1 kg)	Onion (1 kg)	Food SMEB Cost
Baga Road	N/A ⁵	N/A ⁵	11	300	300	45	120	320	77	75	438	271	294	650	667	409	462	160	157	28,233
Bullamkutu	N/A ⁵	N/A ⁵	9	540	325	51	158	400	38	150	401	349	210	583	667	318	462	150	351	29,295
Monday	N/A ⁵	N/A ⁵	N/A ⁶	100	100	48	120	400	38	100	420	175	294	453	476	375	442	140	380	23,496
Overall (Maiduguri & Jere LGA)	143	190	N/A	300	300	48	120	400	38	100	420	271	294	583	667	375	462	150	351	27,872


Average reported remaining stock and restocking time (days)

Items	Days Of Stock Remaining	# Days Needed To Restock
Authorised diesel	7	9
Authorised petrol	8	6
Untreated water	1	1
Hand sanitizer	30	2
PPE mask	7	1
Bathing soap	4	1
Laundry soap	4	1
Sanitary pads	5	1
Charcoal	5	1
Firewood	7	2
Local rice	7	2
Maize	4	2
White beans	4	2
Palm oil	4	1
Groundnut oil	4	1
Groundnut	4	2
Sugar	4	1
Salt	6	1
Onion	4	1

Top 3 reported barriers to restocking for food vendors³



Top 3 reported barriers to restocking for water vendors³



Top 3 reported barriers to restocking for NFI vendors³



Top 3 reported barriers to restocking for authorised fuel vendors³



ABOUT REACH'S COVID-19 RESPONSE

As an initiative deployed in many vulnerable and crisis-affected countries, REACH is deeply concerned by the devastating impact the COVID-19 pandemic may have on the millions of affected people we seek to serve. REACH is currently working with Cash Working Groups and partners to scale up its programming in response to this pandemic, with the goal of identifying practical ways to inform humanitarian responses in the countries where we operate. COVID-19-relevant market monitoring and market assessments are a key area where REACH aims to leverage its existing expertise to help humanitarian actors understand the impact of changing restrictions on markets and trade. Updates regarding REACH's response to COVID-19 can be found in [a devoted thread](#) on the REACH website. Contact geneva@impact-initiatives.org for further information.

ENDNOTES

- ¹ Average exchange rate for 14th July 2020 reported in [XE.com](#).
- ² The Nigeria Center for Disease Control published ([NCDC](#)) COVID-19 related regulations and guidelines for businesses and employers.
- ³ Values do not add up to 100% as vendor KIs were allowed to select multiple options.
- ⁴ The price monitoring started as a weekly exercise, but after the drawdown of the lockdown measures from May 13th, REACH along with the FSS taskforce decided to conduct the price monitoring on fortnightly basis.
- ⁵ Authorised fuel vendor shops are outside the 3 assessed markets. Hence reported fuel prices are the median prices at the LGA level.
- ⁶ Most of the water vendors in the monday market were non operational as the water point is under renovation for new plumbing work
- ⁷ Dates depicted in the comparison section are listed as the Tuesday on which data collection was conducted.
- ⁸ The price increase was announced in late June 2020 by the [Petroleum Products Pricing Regulatory Agency \(PPPRA\)](#) in accordance with the rise in global crude oil price