

ENTRY POINT MONITORING

KURDISTAN REGION OF IRAQ

DATA COLLECTED: 03 – 07 AUGUST 2014

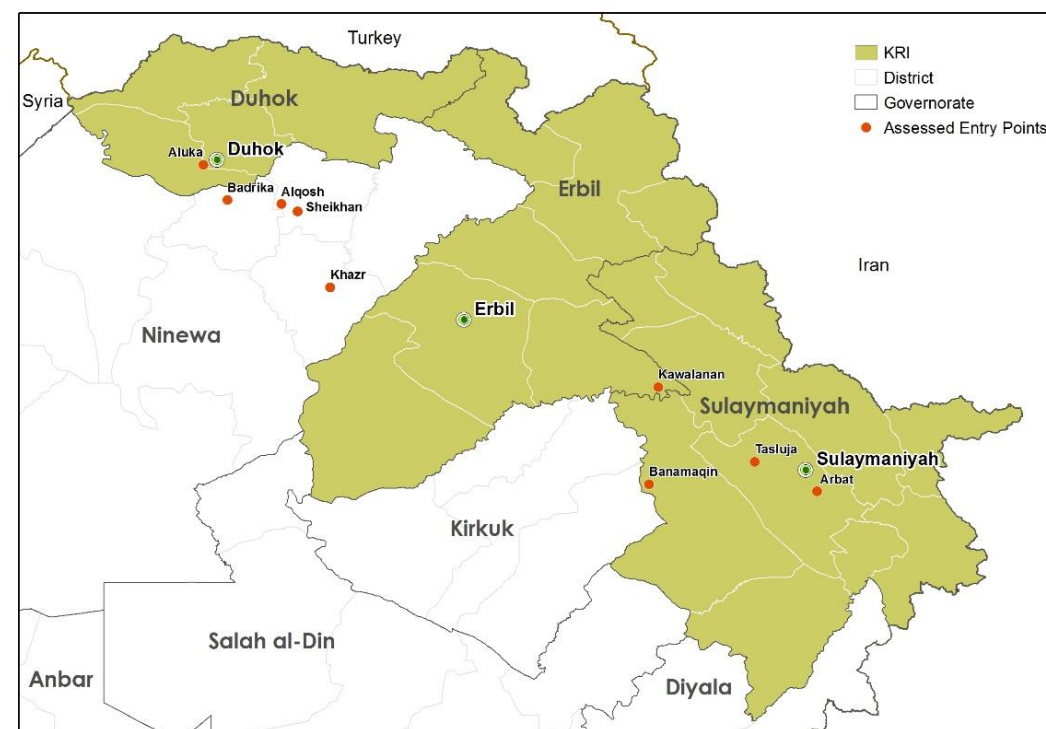
The worsening security situation in parts of northern and central Iraq has caused mass internal displacement across much of the country. With the view to inform the humanitarian response, the REACH Initiative has monitored displacement trends and intentions of Internally Displaced Person (IDPs) crossing through some of the major entry points into the Kurdistan Region of Iraq (KRI).

The entry points Al Qosh, Aloka, Badrike, and Sheikhhan in Duhok Governorate; Arbat, Banamaqin, Kalawanan, and Tasluja in Sulaymaniyah Governorate; Qara Hanjeer in Kirkuk governorate; and Khazir at the Erbil-Ninewa governorate border have seen a significant amount of traffic by IDPs looking to enter the KRI. With the additional influx as a result of intense conflict in the Sinjar and Zummar areas of Ninewa REACH also deployed to the Pesh Khabour and Derabin entry points and Bajed Kandala transit camp in Duhok governorate. This factsheet highlights key trends observed between 20 and 24 July 2014 at these entry points, including interesting comparisons with data collected in previous assessments conducted [June and July 2014](#). While other entry points exist in these governorates, for security reasons these were not included in this assessment.

The number assessed at each entry point is indicated in the table below.

Governorate	Entry point	Number assessed
Duhok	Al Qosh	15
	Aloka	10
	Badrike	36
	Bajed Kandala	54
	Derabin	3
	Pesh Khabour	8
	Sheikhhan	2
Erbil	Khazir	245
Sulaymaniyah	Arbat	2
	Banamaqin	61
	Kalawanan	59
	Tasluja	130
Total		625

Map 1: Monitored Entry Points to the KRI



About REACH Initiative

REACH facilitates the development of information tools and products that enhance the capacity of aid actors to make evidence-based decisions in emergency, recovery and development contexts. All REACH activities are conducted within the framework of inter-agency aid coordination mechanisms. For more information, you can write to our in-country office: iraq@reach-initiative.org or to our global office: geneva@reach-initiative.org. You can also visit www.reach-initiative.org and follow us @REACH_info.

IDP OVERVIEW

61% ASSESSED IDP HOUSEHOLDS MOVED AS 1 FAMILY

- This is a 7% decrease compared to the 20 – 24 July assessment
- The average size of IDP households entering the KRI was 9.2 members. This is an increase from the July 20 – 24 average (8.5 members per household). This reflects a significant increase in the average household size of those entering Duhok, up from 4.33 in the last assessment to 10.5 this week. This is possibly from the severe conflict in the Sinjar and Zummar areas of Ninewa resulting in whole families moving as a unit.
- These households have also limited resources and greater number of children travelling (4.91 on average in Duhok compared to 4.36 in Erbil and 3.58 in Sulaymaniyah), reflecting the specific needs and vulnerability of these households.

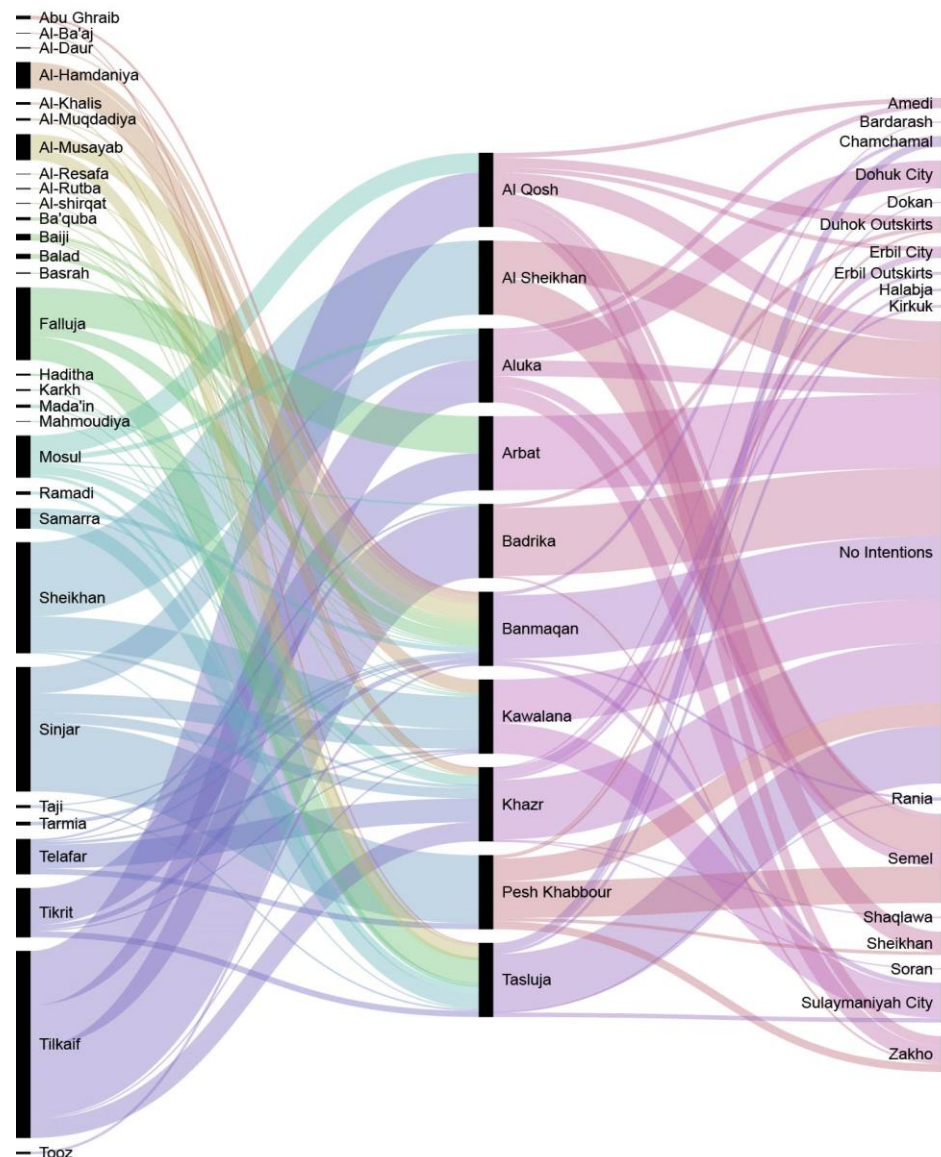
DISPLACEMENT

CAUSE OF DISPLACEMENT

98% REPORTED THE ONGOING CONFLICT AS THE MAIN REASON FOR LEAVING THEIR AREA OF ORIGIN AND ATTEMPTING TO ENTER THE KRI

- The consistency of this proportion across previous assessments reflects that as the conflict has developed new populations have been forced to flee; while related factors such as service disruption and lack of employment have not yet become primary cause of movement.
- 51% of those assessed entering Duhok were from the Sinjar district of Ninewa governorate, and 38% were from Tilkaif. This reflects the large population movement as a result of the armed opposition group (AOG) seizure of large parts of northern Ninewa.
- Of those assessed attempting to enter Erbil, 33% originated in Telafar district, Ninewa governorate, a 57% decrease on the previous assessment period. 26% originated in Tilkaif, 14% in Sinjar, 13% in Mosul, 9% in al Hamadaniya, 4% in Sheikhhan, and 1% in al Baaj, all in Ninewa Governorate.
- Of those assessed entering Sulaymaniyah, Ninewa (27%), Anbar (25%) and Salah al-Din (24%) were the most common governorates of origin. Those from Ninewa increased from 10% in the previous assessment.

Figure 1: Displacement trends from IDP area of origin, through each entry point and intended destinations. NB: information in this infographic is proportional to the data collected at each entry point, not the overall data collected

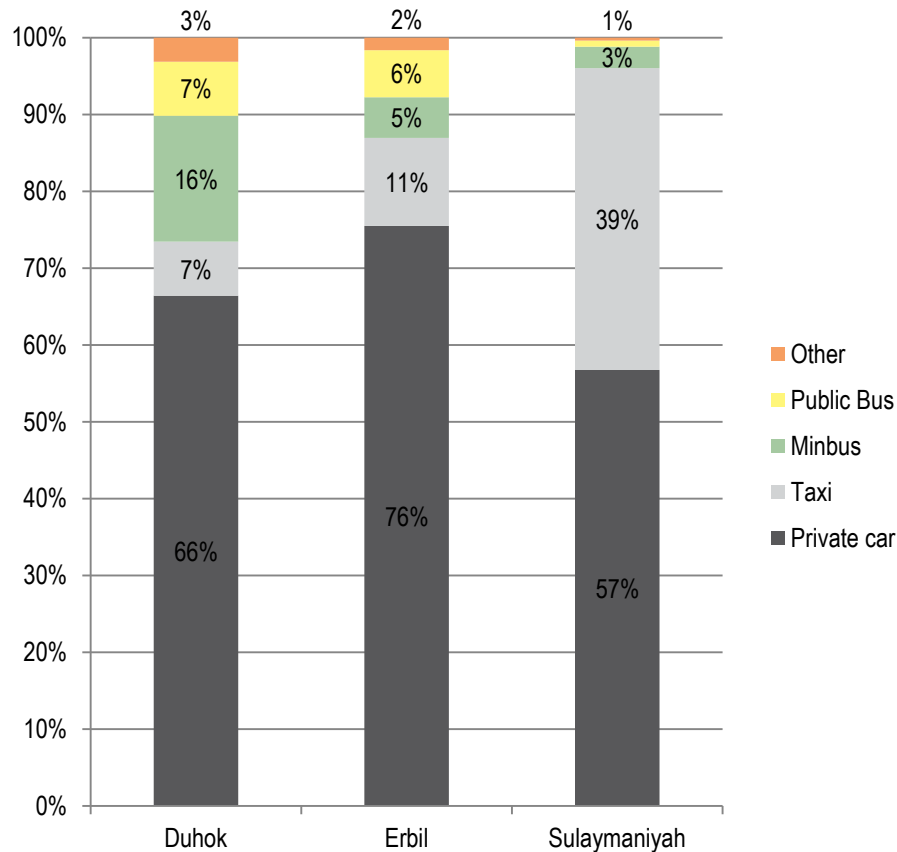


MODE OF TRANSPORTATION

66% WERE TRAVELLING IN A PRIVATE CAR AND 22% VIA TAXI

- Those arriving by private car increased by 12% from the period 20 - 24 July.
- 7% said they arrived at the entry point in a hired minibus and 4% in a public bus
- At the time of the assessment 1% of households reported having come by other means.

Figure 2: Mode of transport



TRAVELLING WITH CHILDREN

69% REPORTED TRAVELLING WITH THREE OR MORE CHILDREN

- This is on a par with the previous assessment, during which 68% of IDP households were travelling with three or more children.
- On average, households were travelling with 4.16 children. The average in Duhok has risen to 4.91 children per household from 1.41 in the previous assessment.

SPONSORSHIP

67% SAID THEY DID NOT HAVE A SPONSOR IN THE KRI

- This is a 4% increase from the 20 – 24 July assessment.
- 37% of IDP households wanting to enter Duhok said they did not have a sponsor, a 15% increase from the previous assessment. More than half of those assessed in Sulaymaniyah (62%) and Erbil (88%) said they did not have a sponsor.
- In all governorates the percentage reporting no sponsor has increased from the last assessment, from 22% in Duhok, 59% in Sulaymaniyah and 86% in Erbil.

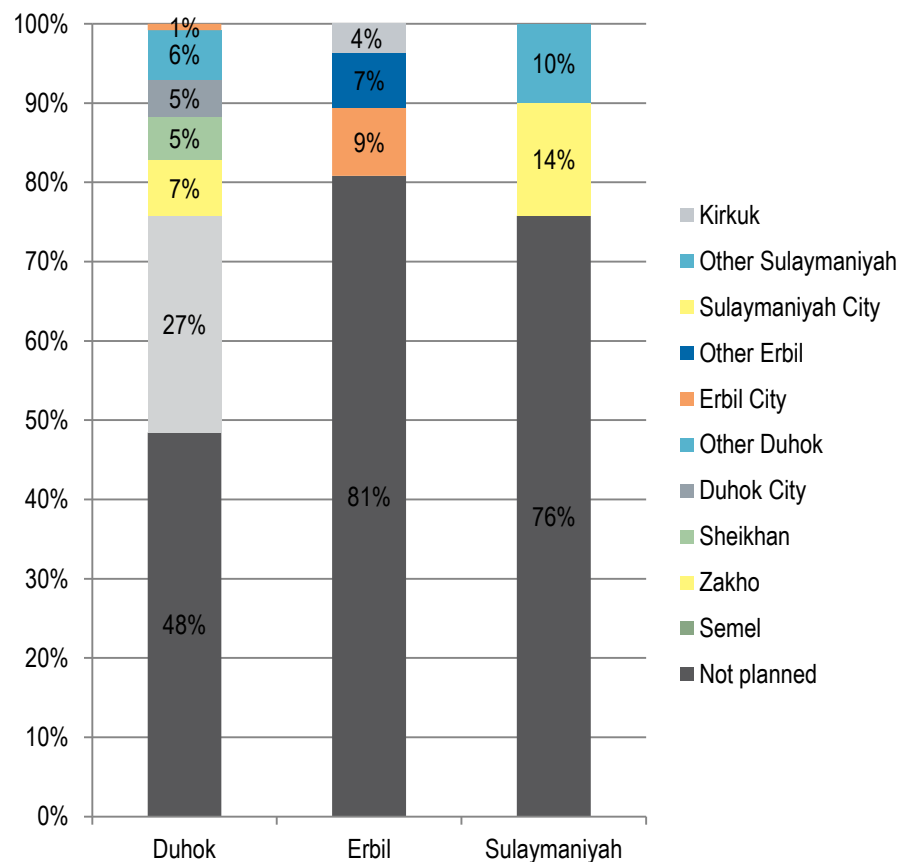
INTENTIONS

PLANNED/TARGET LOCATION

72% HAD NOT PLANNED IN ADVANCE WHERE THEY WERE GOING ONCE HAVING ENTERED KRI

- This is a 6% increase from that reported during the period 20 – 24 July.
- In all governorates the proportion of IDP families that had planned where they were going had declined. This possibly indicates a decrease in familial ties for IDPs attempting to enter the KRI area, a trend that is increasing each week.
- 45% of IDP households wanting to enter Erbil said they intended to stay in the capital city, down from 96% in the previous assessment. 53% of those wanting to enter Duhok said they intended to stay in Semel, up from 4% in the previous assessment. This reflects Yezdi IDPs travelling to areas like the Khanke Collective, where pre-existing Yezdi populations reside.

Figure 3: Planned/target location in the KRI



PLANNED ALTERNATIVE IF UNABLE TO ENTER THE KRI

33% SAID THEY WOULD TRY THE SAME ENTRY POINT ANOTHER TIME

- This is a large decrease on the last assessment (47%), and reflects that entry points between Sinjar, Zummar and Duhok were not operating any refusal policy for a period.

PLANNED ACCOMMODATION IN THE KRI

49% INTENDED TO RENT AN APARTMENT/HOUSE

- This is an increase on the week of 20 – 24 July (45%).
- 26% did not know what type of accommodation they would stay in, a decrease of 6% on the previous assessment period. 12% said they would stay with family, 3% said that they would stay in a hotel, 6% intended to stay in a collective shelter.
- 17% of those entering Duhok governorate said they intended to stay in the open air. Of these, 86% were from Sinjar.

Figure 4: Planned accommodation in the KRI

