

# Rapid Response Mechanism (RRM): Central African Republic

Annual factsheet

01 January - 31 December 2019

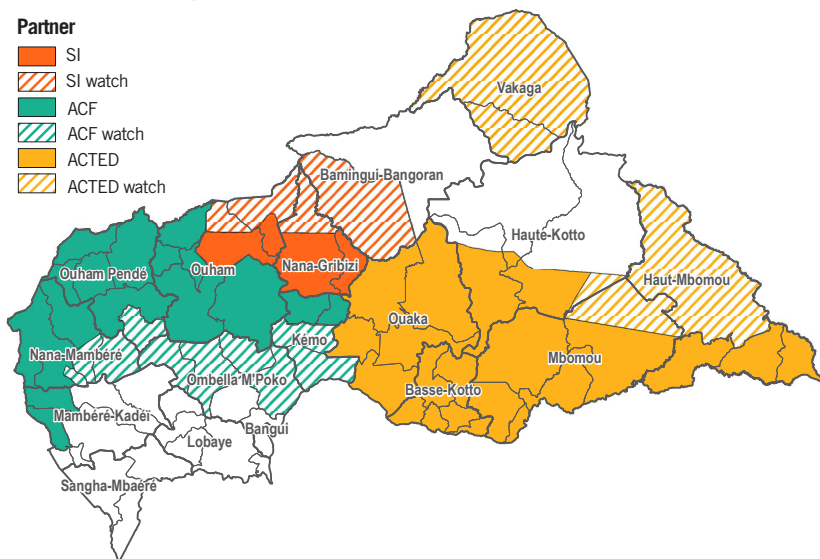


The Rapid Response Mechanism (RRM) is a tool at the disposal of the humanitarian community to monitor humanitarian action, conduct multisector needs assessments (MSAs), distributions of non-food items (NFI) essential to households, shelter and water, sanitation and hygiene (WASH) interventions when there is no capacity on site. Currently, the RRM is made possible through the support of the European Union Civil Protection and Humanitarian Aid Office (ECHO), the Office of U.S. Foreign Disaster Assistance (OFDA), the British Department for International Development (DFID), the Swedish International Development Cooperation Agency (SIDA) and the Swiss Agency for Development and Cooperation (SDC). All RRM products are available on the [Humanitarian Response portal](#).

## 2019 Coverage

### Partner

- SI
- SI watch
- ACF
- ACF watch
- ACTED
- ACTED watch



In 2019, the RRM has monitored 14 out of 16 prefectures, with 3 operational partners and 5 bases: Action contre la Faim (ACF) (Bouar, Bossangoa), Solidarités International (SI) (Kaga-Bandoro) and ACTED (Bambari, Bangassou). The prefectures of Lobaye and Sangha-Mbaéré were not included, while coverage in Nana-Mambéré, Nana-Gribizi, Ombella-M'Poko, Kémo, Haute-Kotto, Bamingui-Bangoran, Mbomou, Haut-Mbomou, Ouham and Vakaga was only partial.

Exceptionally, the RRM intervened in the prefectures of Bamingui-Bangoran and Vakaga. Vakaga has seen several attacks by armed groups in Birao, resulting in an increased number of displaced people. Ndélé in Bamingui-Bangoran saw the return of formerly displaced persons from Chad due to a relative stability in the area. Furthermore, several RRM alerts were issued after floods along the Oubangui river and in Ouham.

In 2019, the RRM's system of humanitarian monitoring issued a total 91 alerts, of which 44% were linked to violence.

## Mandate

The RRM is designed to provide rapid humanitarian assistance following conflict-related shocks and natural disasters resulting in population displacement, as well as following shocks after the return of formerly displaced persons and shocks caused by epidemics. The RRM intervenes in coordination with the humanitarian community and provides shelter/NFI, WASH or High Energy Biscuit (HEB) assistance prioritising vulnerable populations and areas with limited response capacity. Three key pillars are defined in its mandate :



Keep a humanitarian watch by means of rapid sectoral and/or multi-sectoral needs assessments in areas of displacement and return, and share results with the humanitarian community at large.

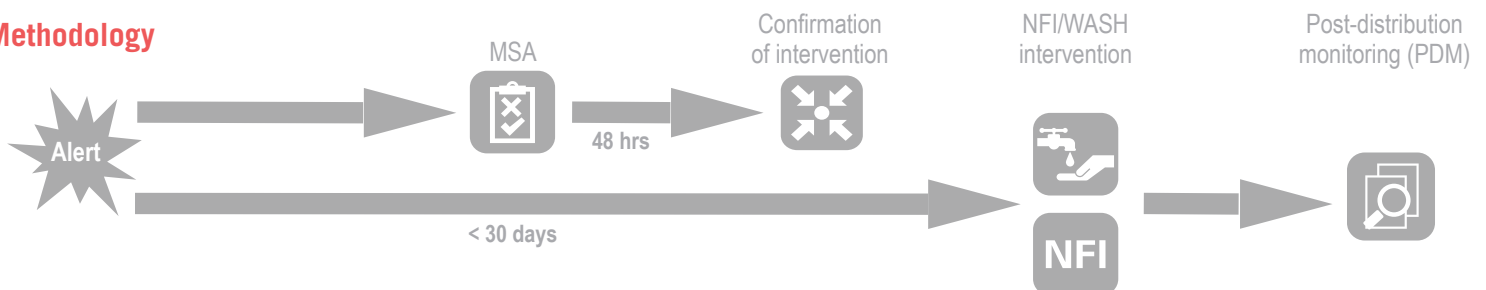


Provide essential Shelter/NFI assistance to vulnerable populations, accessible since less than 3 months and when no other actor has the capacity to intervene rapidly.



Provide access to drinking water and sanitation facilities (latrines, handwash basins etc.) to vulnerable populations accessible since less than 3 months and when no other actor has the capacity to intervene rapidly.

## Methodology



## The RRM intervenes to support:



Displaced populations (at least 100 households) whose movement occurred within the last 3 months and/or who have only been reachable by humanitarian actors for less than 3 months.



Returnees<sup>1</sup> or spontaneously repatriated<sup>2</sup> populations (at least 100 households) whose return occurred within the last 3 months and/or who have only been reachable by humanitarian actors for less than 3 months.



Host communities<sup>3</sup> and particularly vulnerable groups of residents living in areas of displacement or return, where the RRM intervenes.

<sup>1</sup> The term 'returnees' refers to people who have come back to their pre-crisis location following a period of internal displacement. <sup>2</sup> The term 'repatriated' refers to former refugees who have returned from neighbouring countries. <sup>3</sup> The term 'host community' refers to individuals that have not been displaced as the result of a humanitarian-related event and are not hosting anyone in their home.



# Rapid Response Mechanism: Central African Republic

Annual factsheet

01 January - 31 December 2019

## Alerts received or sent by the RRM in 2019

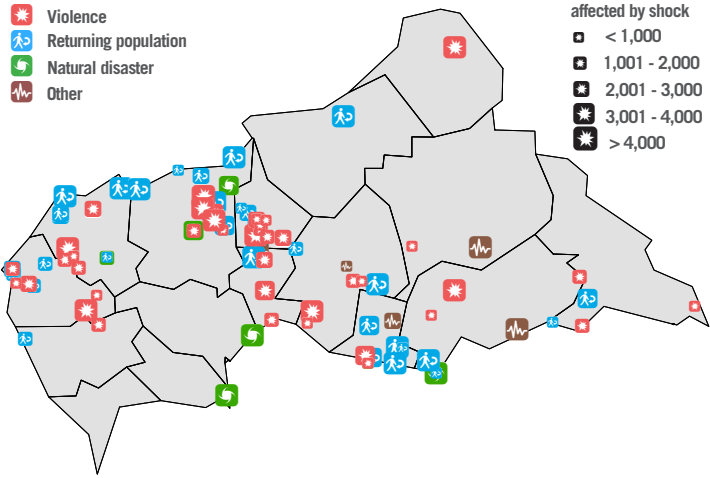
### Alert distribution in 2019:

Type and location of shock

- Violence
- Returning population
- Natural disaster
- Other

Number of individuals affected by shock

- < 1,000
- 1,001 - 2,000
- 2,001 - 3,000
- 3,001 - 4,000
- > 4,000



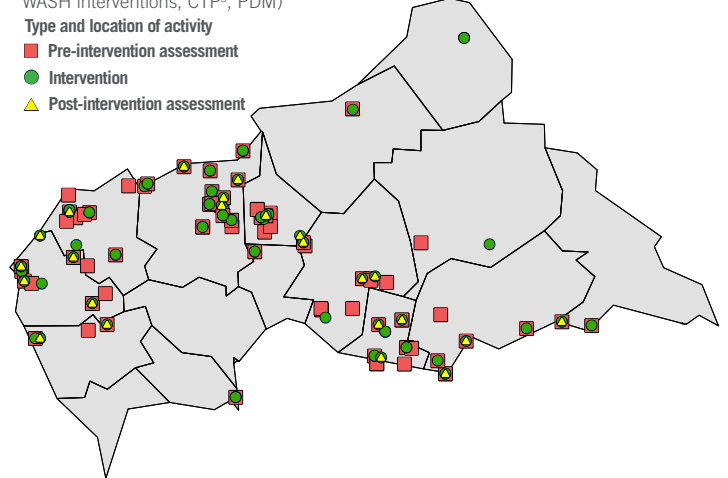
## Overview of RRM activities in 2019

### Activity distribution in 2019:

(MEX<sup>1</sup>, MSAs, SMART<sup>2</sup>, NFI and HEB distributions, WASH interventions, CTP<sup>3</sup>, PDM)

Type and location of activity

- Pre-intervention assessment
- Intervention
- Post-intervention assessment



### Alerts received or sent monthly in 2019:



91

alerts in 2019

### MSAs:

2018 39  
2019 47

### MEX:

2018 28  
2019 26

### NFI distributions:

2018 42  
2019 51

### WASH interventions:

2018 34  
2019 31

## Results of MSAs in 2019

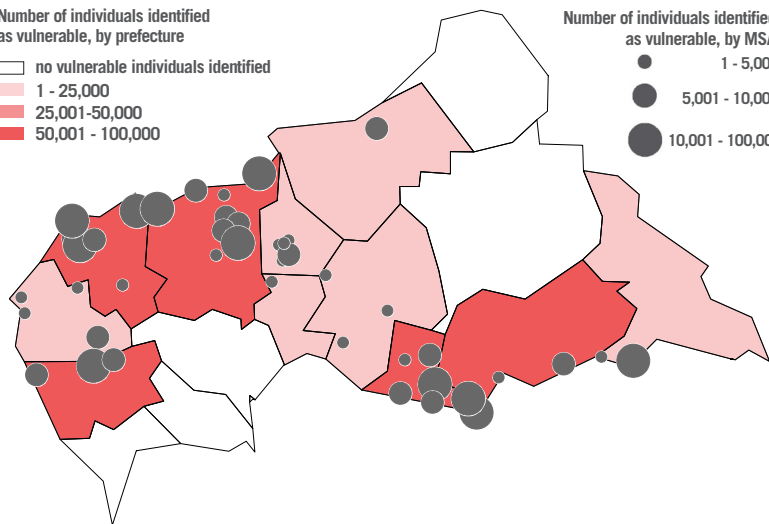
### Vulnerable individuals identified in 2019:

Number of individuals identified as vulnerable, by prefecture

- no vulnerable individuals identified
- 1 - 25,000
- 25,001 - 50,000
- 50,001 - 100,000

Number of individuals identified as vulnerable, by MSA

- 1 - 5,000
- 5,001 - 10,000
- 10,001 - 100,000



### Vulnerable individuals identified in 2019, by status:

**429,255**  
vulnerable  
individuals

(85,802 households)

Displaced persons	17%
Host community <sup>4</sup>	47%
Returnees <sup>5</sup>	24%
Repatriates <sup>6</sup>	11%
Refugees	1%



The total number of vulnerable persons (429,255) identified through MSAs is more than the total number of NFI beneficiaries (277,692) and WASH beneficiaries (126,692). This is due to the fact that RRM interventions prioritise assistance to displaced and returned populations.

## Recommended interventions, by sector:

Following MSAs, recommendations for each sector are provided by the RRM based on the key indicators collected. In 2019, the RRM provided assistance in more than 79% of the cases in which a Shelter/NFI intervention and 50% of the cases in which a WASH intervention had been recommended.

<b>Shelter/NFI*</b>		92%	<b>Health and Nutrition</b>		87%
<b>% of RRM interventions**</b>		79%	<b>Protection</b>		87%
<b>WASH*</b>		94%	<b>Food Security</b>		81%
<b>% of RRM interventions**</b>		50%	<b>Education</b>		79%
			<b>Logistics</b>		43%

\*Percentage of MSAs recommending an intervention in the sector concerned. \*\*Percentage of interventions carried out by the RRM out of the number of MSAs recommending an intervention in the sector concerned. Ongoing activities are not taken into account. <sup>1</sup> Exploratory missions. <sup>2</sup> Nutrition screenings. <sup>3</sup> Cash transfer programming. <sup>4</sup> The term 'host community' refers to individuals that have not been displaced as the result of a humanitarian-related event and are not hosting anyone in their home. <sup>5</sup> The term 'returnees' refers to people who have come back to their pre-crisis location following a period of internal displacement. <sup>6</sup> The term 'repatriates' refers to former refugees who have returned from neighbouring countries.

# Rapid Response Mechanism: Central African Republic

Annual factsheet

01 January - 31 December 2019

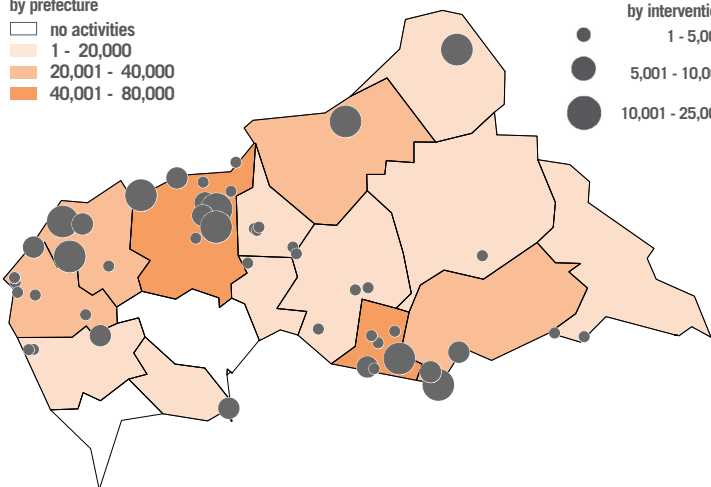

## Distribution of beneficiaries in 2019

### NFI distributions in 2019:

Number of beneficiaries, by prefecture



Number of beneficiaries, by intervention

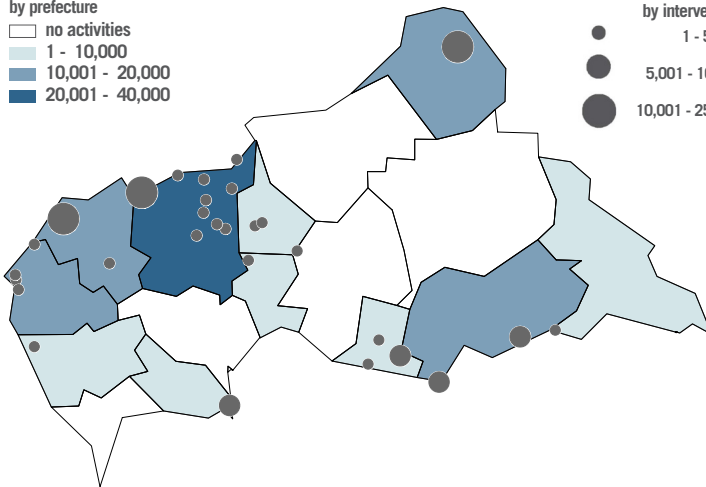



### WASH interventions in 2019:

Number of beneficiaries, by prefecture



Number of beneficiaries, by intervention

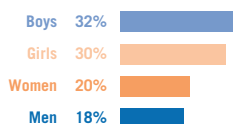


### NFI beneficiaries, by status and demography:

**277,692**  
individuals

(57,290 households)  
231,562  
individuals in 2018  
(50,653 households)

16%  
13%  
55%  
16%

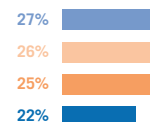


### WASH beneficiaries, by status and demography:

**127,692**  
individuals

180,658  
individuals in 2018

22%  
14%  
49%  
15%

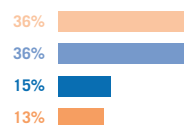


### HEB beneficiaries, by status and demography:

**23,145**  
individuals

12,466  
individuals in 2018

38%  
51%  
0%  
11%

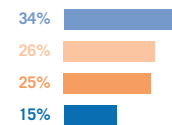


### CTP beneficiaries, by status and demography:

**8,938**  
individuals

82,732  
individuals in 2018

0%  
21%  
58%  
21%



## Delays

The RRM aims to provide emergency assistance to affected populations in the shortest possible delays after a shock. However, the security context in the Central African Republic, as well as the types of displacement and protection issues characterising the ongoing crisis, pose significant constraints and challenges to the programme's reactivity. Logistical constraints due to deteriorated roads during the rainy season complicate the work of the RRM team. A coherent methodology to monitor the delays of intervention was put in place by the RRM, which enables the identification of common hold-ups and informs the programme's strategy to increase its effectiveness.

### Time between an alert and the beginning of an MSA in 2019:

**11 days**

Median between an alert and an MSA

The delays between an alert and an MSA have slightly increased in 2019, in comparison with previous years. In 2019, 36% of MSAs started within 7 days of an alert, compared to 40% in 2018 and 38% in 2017. Half of the MSAs were completed within less than 11 days after an alert. The main causes of delay reported by the partners were the lack of access due to logistical or security constraints and the lack of available personnel.

### Time between an alert and the beginning of an intervention in 2019:

**34 days**

Median between an alert and an intervention

In 2019, half of the interventions took place within 34 days following the alert. Fifty percent (50%) of NFI interventions and 52% of WASH interventions were launched within 30 days or less after an alert. As for the MSAs, the main causes of delay for the deployment of interventions teams were linked to logistics and security constraints and lack of personnel.

## PDM in 2019



**23** PDM  
conducted in 2019.



Tarpaulins and kitchen kits were perceived as the most useful items of the NFI distributions.



Soaps were the items with which beneficiaries were most satisfied regarding quality, while tarpaulins ranked best regarding quantity.

### Level of satisfaction<sup>5</sup>:

**85%** Quality

**67%** Quantity

**89%** of  
beneficiaries reported  
NFIs were distributed  
on time.

Activities carried out during WASH interventions vary according to the priority needs identified in each location. In 2019 WASH activities included, among others, the delivery of 207 hygiene sessions, the construction of 185 emergency latrines and the rehabilitation of 105 water points.

<sup>5</sup> Level of overall beneficiary satisfaction with NFI kits.