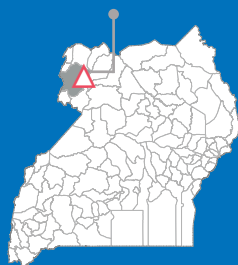




## West Nile Region Arua District



### Rhino Camp

Total refugee population:  
**148,274** registered refugees

With **846,491** nationals and **271,655** refugees in Arua District, refugees in Rhino account for **13%** of the district population.

Settlement first established: 1980

### Registered refugee population\*<sup>1</sup>

Female	Age	Male
10,774	0-4	10,908
17,971	5-11	18,184
12,709	12-17	14,130
30,786	18-59	29,288
2,085	60+	1,071

### Data collected through<sup>2</sup>:

	<b>8</b>	beneficiary focus group discussions
	<b>2</b>	key informant interviews
	<b>16</b>	partner interviews
	<b>7</b>	sector lead interviews

Rhino Camp, originally opened in 1980, expanded in the wake of the South Sudanese civil war to host the sudden influx of refugees into northern Uganda. The settlement currently hosts more than 140,000 refugees, mostly South Sudanese, and continues to receive new arrivals. In August 2017, the settlement was expanded with the establishment of the Omugo zone extension area.

## Gaps & Challenges<sup>3</sup>



Classrooms in the settlement are overcrowded leading to high student to teacher ratios. Parents are unable to pay the high tuition fees, which means children are dropping out particularly after finishing primary school. Refugees reported there are limited scholarship opportunities for secondary and tertiary school. Moreover, the schools severely lack in infrastructure such as classrooms and latrines, as well as school materials, teachers and accommodation for the teachers.



Refugees have reported finding the quantity and quality of the food distributed to be poor. The food provided is insufficient to last them for a full month and they found that it is often expired or spoiled by the rain during transportation. Persons with special needs (PSNs) are particularly affected by these issues and refugees reported that they are often left unattended or served at the end of the distribution, which they highlighted increases the risks of theft on their way home.



Despite all health facilities being equipped with an ambulance and the presence of 6 village tricycles in the settlement, both refugees and nationals have reported struggling with transportation to the health centres, particularly when in emergency situations. Health centres are poorly equipped with poor antenatal care services, shortages of medication and an inadequate number of health workers, which prevents them from responding effectively to emergencies.



In some areas of the settlement where new arrivals are being settled, potable water points are few and located far away from both refugees and the host communities, which they reported results in them having to walk long distances. There are also occasional incidences of high Free Residual Chlorine levels monitored by hygiene promoters which is promptly report to the pumping stations for corrective action. Refugees reported finding that there is relatively low latrine coverage across the settlement particularly due to the collapsing of constructed latrines caused by the poor soils in the settlement, which has meant they share latrines with neighbours or other relatives.



Due to the high demand and need for livelihoods opportunities and despite the important efforts to supply these opportunities, refugees and nationals still struggle to access livelihoods opportunities inside and around the settlement. The limited access to vocational training institutions has made it difficult for refugees and the host community to acquire the appropriate skills to start their own small scale businesses. This is exacerbated by the limited access to startup capital and cash grants.

## Strengths & Opportunities



There is a strong cooperation between the Office of the Prime Minister (OPM), the district local government, the police, implementing and operating partners, and the host community. The improved coordination has led to an increase in the sharing of information, which consequently has improved the targeting of service delivery as it is more tailored to the needs of refugees.



Although access to employment is a challenge there are crucial opportunities in the agricultural sector. Diversifying agricultural crops and partnering with private companies selling products such as sunflower oil, cotton, or chili, could create livelihoods opportunities for refugees and nationals as well as a source of income for the companies.

\* Refugee statistics source: Refugee Information Management System (RIMS) - Office of the Prime Minister

1. Demographic data used is valid as of June 2018

2. Indicator standards to measure gaps were determined by global humanitarian standards, Ugandan national standards, or sector experts for each settlement. Data was from collected from 11 June to 31 July, 2018.

3. The gaps and challenges were collected through focus group discussions with both refugees and host communities separately undertaken on 19 and 20 March 2018 with the host community and on 18 June 2018 with the refugees.

## Partner organizations

<https://ugandarefugees.org>

For more information on this fact sheet please contact:

UNHCR, [ugakaimug@unhcr.org](mailto:ugakaimug@unhcr.org)  
REACH, [uganda@reach-initiative.org](mailto:uganda@reach-initiative.org)



AAH, ACAV, Across, AFARD, AFI, AIRD, AMREF, Arua District Local Government, ARUDFA, AVSI, Baptist Church, BMU, CARE, Caritas, CEFORD, Cord-Aid, CTEN, CUAMM, DANIDA, DCA, DRC, Enabel, FAO, FCA, GIZ, GRI, HAPD, HI, HCI, IAS, ICRAFT, IDI, IRC, JICA, Malteser, Mercy Corps, MTI, NRC, OPM, Oxfam, PAG, PALM CORPS, PCAF Notice, PLAN, RICE-VN, SCI, TAN, TPO, UNDP, UNFPA, UNHCR, UNICEF, URCS, WFP, WHC, WHH, WIU, WMU, WVI, ZOA



**REACH** Informing more effective humanitarian action




**UNHCR**  
The UN Refugee Agency

# Uganda Refugee Response Monitoring

Settlement Fact Sheet: Rhino Camp | June 2018

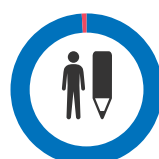
## Protection

**147**  
new arrivals reported in the past three months are yet to be biometrically registered in the RIMS



**14,183**  
new arrivals reported in the past three months have been biometrically registered in the RIMS

**147**  
refugees are yet to be registered in the RIMS



**25 partners:** ACROSS, AVSI, Baptist Church, CARE, CEFORD, CTEN, DRC, HI, IAS, IRC, NRC, OPM, OXFAM, Palm Corps, PLAN, SCI, TAN, TPO, Uganda Police, UNFPA, UNHCR, URCS, WIU, WVI, ZOA

**148,127**  
total refugees are registered in the RIMS

## Sexual and gender-based violence (SGBV)

**100%**  
of SGBV survivors receiving multi-sectoral support in the past three months

**0%**  
of SGBV survivors not receiving multi-sectoral support in the past three months



**No**  
reproductive-age women provided with dignity kits or sanitary materials

**27,989**  
reproductive-age women not provided with dignity kits or sanitary materials

## Psychosocial

**61**  
psychosocial awareness activities conducted in the past three months

**1,040**  
refugees receiving psychosocial support

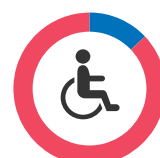
**5,618**  
children registered to access psychosocial support



## Persons with specific needs (PSNs)

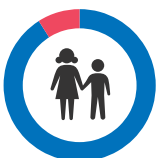
**1,666**  
PSNs have received services for their specific needs

**10,817**  
PSNs need to receive services for their specific needs



## Child protection

**9%**  
of child PSNs need to be provided with individual case management




**91%**  
of child PSNs have been provided with individual case management

**0%**  
of unaccompanied or separated children have not been provided with interim or long term care



**100%**  
of unaccompanied or separated children have been provided with interim or long term care

**0%**  
of cases in the past three months of child abuse or exploitation have not received age and gender sensitive services



**100%**  
of cases in the past three months of child abuse or exploitation received age and gender sensitive services

## Water, sanitation and hygiene

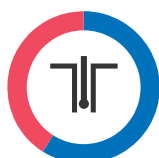
**5**  
additional litres per person per day (l/p/d) of water needed

**15**  
average l/p/d provided



**25%**  
of water needs met through water trucking

**17<sup>1</sup>**  
additional motorized borehole needed



**24**  
motorized boreholes operational

**No**  
additional hand-pumps needed



**78**  
hand-pumps operational

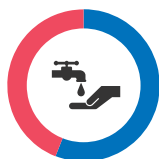
**674**  
kilograms of soap distributed in 2017



**76,074**  
refugees provided with soap

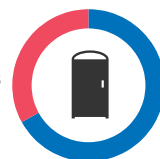
**72,200**  
refugees still needing soap

**131**  
additional hygiene promoters or village health teams needed



**166**  
active hygiene promoters or village health teams (VHTs)

**4,791**  
additional household latrines needed



**9,727**  
household latrines completed

## Education



**Refugees attend:**

**18**  
pre-primary schools

**22**  
primary schools

**4**  
secondary schools

**13**  
accelerated learning programmes (ALPs)

**41,808**  
refugees are attending school in or around the settlement, with gross enrolment rates:

**691**  
teachers are working in schools refugees attend, but more are needed to reach teacher-student ratio standards:

### Gross enrolment rates

**13,261**  
refugees aged 3-5

**9,221<sup>2</sup>**  
refugees enrolled

### Pre-primary

**362** **65%**  
additional teachers needed for number of students enrolled

**195** **35%**  
teachers

**33,655**  
refugees aged 6-13

**29,241<sup>3</sup>**  
refugees enrolled

### Primary

**602** **63%**  
additional teachers needed for number of students enrolled

**359** **37%**  
teachers

**6 partners:** FCA, NRC, PLAN, SCI, TAN, WIU

**14,423**  
refugees aged 14-17

**1,290<sup>4</sup>**  
refugees enrolled

### Secondary

**16** **24%**  
additional teachers needed for number of students enrolled

**51** **76%**  
teachers

**2,056**  
refugees enrolled

### ALPs

**86**  
teachers

1. As of August 2018, no boreholes are needed as the 17 missing boreholes have been constructed.  
2. The gap of pre-primary enrolment could not be calculated here as children above the age of 5 are also enrolled in pre-primary education.  
3. The gap of primary enrolment could not be calculated here as children above the age of 13 are also enrolled in primary education.  
4. The gap of secondary enrolment could not be calculated here as children above the age of 17 are also enrolled in secondary education.



Funded by  
European Union  
Civil Protection and  
Humanitarian Aid



**REACH** Informing  
more effective  
humanitarian action



## Food assistance



**1,701**

metric tonnes of food were distributed during the latest distribution in the settlement

**1,671**

eligible refugees have not received 100% in-kind or Cash Based Intervention (CBI) food assistance in the latest distribution



**109,026**

eligible refugees have received 100% in-kind or CBI food assistance in the latest distribution



**4 partners:** PALM CORPS, WFP, WVI, ZOA

**482,509,000 UGX<sup>5</sup>**

cash for food was distributed during the latest distribution for the settlement

## Livelihoods and environment

**32 partners:** AAH, ACAV, ADLG, AFARD, ARUDFA, AVSI, CARE, Caritas, CEFORD, DANIDA, DCA, DRC, ENABEL, FAO, GIZ, HAPD, HCI, IAS, ICRAF, JICA, Malteser, Mercy Corps, NRC, PALM CORPS, RICE-WN, TPO, UNDP, UNHCR, WHC, WHH, WVI, ZOA

**50,229** households still need to receive improved cooking stoves and efficient energy for cooking



**11,230** households have received improved cooking stoves and efficient energy for cooking

**38,947** cases of livelihoods support through:

**4,782** Cash/ vouchers for livelihood provisioning

**7,911** Villages savings and loan associations

**0** Savings and cooperative societies

**22,492** Production kits or inputs for agricultural activities

**3,762** Productive assets or cash grants to start or improve a business



**17,680**

refugee households have access to self-employment or facilitated businesses

**62,274** refugees and host community members trained on agricultural practices



**1,080** refugees received vocational training between January and June 2018



**590,569** trees planted

## Health and nutrition

**18 partners:** ADLG/DHO/MOH, AFI, AMREF, CARE, CUAMM, GRI, HI, IDI, MTI, PAG, SCI, TPO, UNFPA, UNHCR, UNICEF, URCS, WFP, WHO


**0%** of refugees with HIV are not receiving ART<sup>6</sup>



**100%** of refugees with HIV are receiving ART

**0%** of refugees under the age of 18 with HIV are not receiving ART  
**100%** of refugees under the age of 18 with HIV are receiving ART

**23** women delivered without skilled healthcare staff in the past three months



**450** women delivered with skilled healthcare staff in the past three months

**Vaccinations recorded:**

**730** Measles (Children aged 15 and under)  
**3,366** Polio (Children aged 5 and under)

From the last FSNA:<sup>7</sup>

**10%** Children suffering from global acute malnutrition

**46%** Children suffering from anemia

**25%** Non-pregnant women suffering from anemia

**0%** of children identified with severe acute malnutrition in the past three months have not been admitted into treatment



**100%** of children identified with severe acute malnutrition in the past three months were admitted into treatment

**Number of cases identified in the past three months:**

**32,787** Malaria

**2,311** Acute watery diarrhoea or cholera

## Shelter, site, and non-food items (NFI)

**10 partners:** ADLG, AIRD, AIS, BMU, CARE, DRC, IAS, NRC, PLAN, WVI

**14,183**

arrivals in the past three months provided with household NFI kits

**147**

arrivals in the past three months did not receive household NFI kits

**NFI**

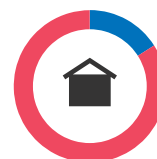
**8,245**

households in total have been provided with NFI kits



**8,245**

household arrivals in the past three months received shelter materials and toolkits/cash



**294**

PSN shelters have been constructed

**1,500**

additional PSN shelters needed

5. 1 USD = 3,738.36 UGX and 1 euro = 4,373.43 (as of 28 August 2018, source: XE.com)

6. Antiretroviral Therapy (ART)

7. Food Security and Nutrition Assessment (FSNA), October 2017, UNHCR