



ES/NFI CLUSTER WINTERIZATION EVALUATION 2019/2020

SOUTH EAST REGION - AFGHANISTAN

June 2020

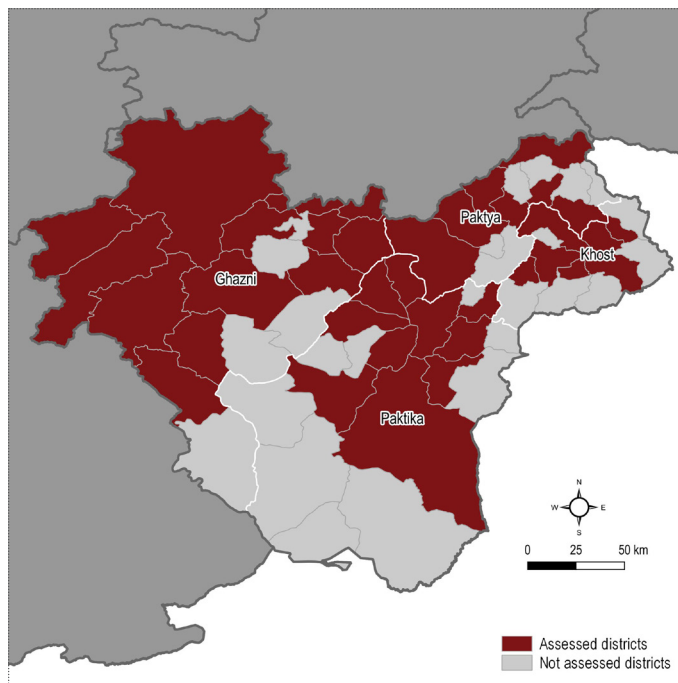


Context and Methodology

After 40 years of continued crisis, Afghanistan remains one of the world's most complex humanitarian emergencies, driven by escalating conflict and devastating natural disasters. Depleted resilience to cope with the repeated shocks of displacement have made it difficult for households to withstand the harsh winter condition, where monthly temperatures can reach as low as -12.1 degrees celsius.

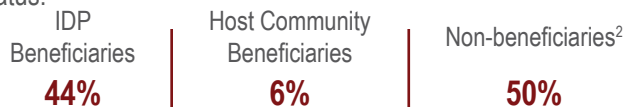
In response to the persistent need for winterization assistance, the Emergency Shelter and Non-Food Item (ES/NFI) Cluster, in coordination with the Government of the Islamic Republic of Afghanistan (GoIRA) through the Ministry of Refugees and Repatriation (MoRR), released a Joint Winterization Strategy in July 2019 aimed to assist 95,350 vulnerable families with support for the winter season period from November 2019 to February 2020. The strategy prioritized a set of solutions, including adequate shelter, heating, NFIs, winter clothing, food assistance, water, sanitation and hygiene (WASH), and medicine and health supplies, ultimately reaching 71,405 households during the 2019/2020 winter period. However, the overall impact of the response was unclear. In order to address the impact of the Winterization Response, REACH conducted a household assessment across all 8 regions of Afghanistan, of which a total of 4,584 were sampled from host communities, Internally Displaced Persons (IDPs), and non-beneficiary households at a regional level, with 95% confidence and a 7% margin of error relative to the population.¹ Data was stratified by impact of aid for beneficiaries and non-beneficiaries, the modality of the aid received, and the region where aid was received. Data was collected from 27 May - 28 June 2020.

This factsheet displays the data from host community, IDPs, and non-beneficiary households for the South East Region, where 554 surveys were conducted.




DEMOGRAPHICS

Proportion of households surveyed, by reported displacement status:



Assessed households, by age and gender of each household member:



Female-headed households:
6%

Average household size:
9 members



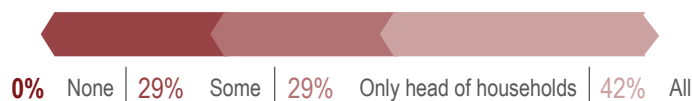
20% of households reported having at least one member with a disability or chronic illness³

24% of beneficiary households and **20%** of non-beneficiary households were classified as vulnerable⁴



9% of households were reportedly headed by an elderly (over 60 years old) head of household

% of households reporting the proportion of members in the household having a tazkera⁵



1. A total of 3,509 HH interviews were conducted with IDP and Host populations. An additional 1,390 HH interviews were conducted with other population groups, such as Cross-Border Returnees (86), Refugees (South-East) (59), IDP Returnees (160), and Non-Beneficiaries (1,085).

2. Non-beneficiaries: the control group was mixed, being either households who were assessed by the ES/NFI Cluster for winterization assistance, but were either ineligible for assistance or eligible but did not receive aid; additionally, as the number of non-beneficiaries received from implementing partners was low, non-beneficiary data was also gathered from DoRR. They were based in communities where either other households did receive aid, or in communities where aid was not distributed under the Winterization Response.

3. A person was considered to have a disability or chronic illness if they have a physical or mental condition which prevents them from taking care of themselves or participating in society on an equal basis as others. See [UNHCR Emergency Handbook](#).

4. A household was classified as vulnerable, if they were in one of the following vulnerable categories: female headed households, elderly person headed households (with members >18 years old), disabled headed household (with members >18 years old), child (under 18) headed household, families with chronically ill members or very large families (8 members or more). ES/NFI Cluster Vulnerability Score Card Afghanistan.

5. A tazkera is the primary Afghan personal identification document and is "necessary to receive a variety of government services, employment in the government/private sector, and are necessary to obtain other identity documents such as passports and drivers' licenses". Online information available [here](#).





Livelihoods

98% of households reported having at least one breadwinner. Of these households, the average reported household earnings for the 30 days prior to data collection was **5,802 AFG⁶**

% of households reporting having only one breadwinner who is working in unskilled daily labour:⁷



45% Yes

55% No

Of households reporting sources of money in the 30 days prior to data collection, the top three most commonly reported main sources were:⁸

Income through work/labour	93%	<div></div>
Borrow money / take on debt	12%	<div></div>
Government benefits (pension)	3%	<div></div>

Of households reporting that work was a source of earnings in the last 30 days, the top three most commonly reported types of work providing that income were:

Unskilled daily labour	60%	<div></div>
Skilled daily labour	32%	<div></div>
Formal employment / with contract	3%	<div></div>



Displaced Population

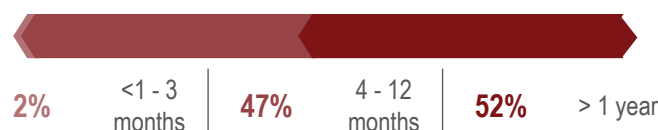


90% of IDP households reported that their current location was not the area of origin for the majority of the household members

Most commonly reported main reasons for displaced households choosing to leave area of origin:

Clashes among Armed Opposition Groups	53%	<div></div>
Armed conflict / military operation	27%	<div></div>
Natural disaster	8%	<div></div>

% of displaced households by length of time living in current location, in months:



% of households reporting living in different shelter types:

Permanent	77%	<div></div>
Transitional	14%	<div></div>
Makeshift	6%	<div></div>
Tent	2%	<div></div>
Unfinished house	1%	<div></div>
Damaged house	0%	<div></div>

PRIORITY NEEDS

Households' most commonly reported **first priority need** during the November 2019 - March 2020 winter period:

1 Heating materials / fuel	59%	<div></div>
2 Food	34%	<div></div>
3 Shelter repair	3%	<div></div>

Top 3 reported most critically needed shelter repairs / upgrades during the last winter period:⁹

Openings	53%	<div></div>
Thermal floor mats	32%	<div></div>
Plastic tarpaulin	31%	<div></div>

Top 3 reported most critically needed NFIs during the last winter period:⁹

Firewood / charcoal / gas for heating	91%	<div></div>
Gas cylinder / bukhari	56%	<div></div>
Winter clothing	55%	<div></div>



COPING STRATEGIES



Debt Coping Strategies

Average amount of **new debt** reportedly acquired over the last winter, in AFN:

Beneficiary households	22,545 AFN
Non-beneficiary households	26,765 AFN

Ability of households to repay debt acquired over the last winter within the next year, in % of households:

	Yes	No	Won't say
Beneficiaries	29%	34%	37%
Non-beneficiaries	12%	47%	41%

Of households reporting not being able to repay debts, the most commonly reported coping strategies were:⁸

Adults work extra shifts/jobs or begging	44%	<div></div>
Reduction of food expenses	35%	<div></div>
Reduction of non-food expenses	18%	<div></div>

6. 1 USD = 77.04 Afghan Afghani. [XE Currency Converter](#). Accessed 21 July 2020.

7. A breadwinner is any individual over the age of 16 who is providing the main source of income for the household through work.

8. Respondents could select multiple options.

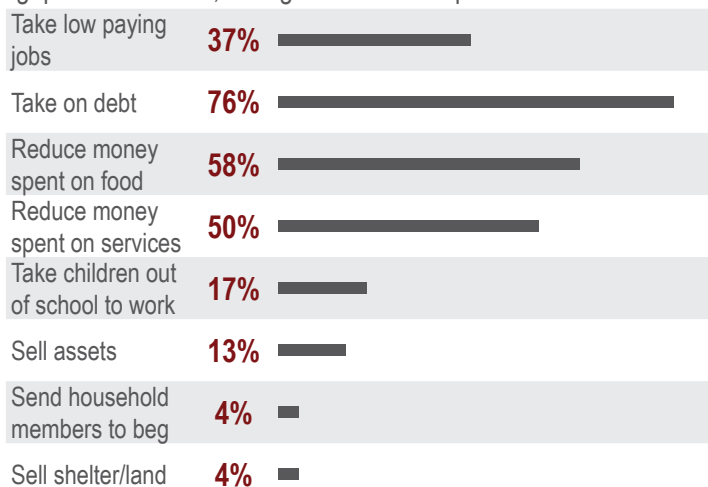
9. Respondents could select up to three options.





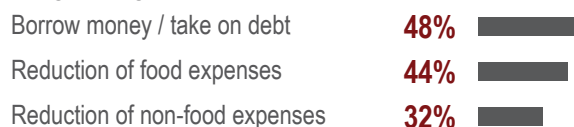
Livelihoods Coping Strategies

Households' most commonly reported coping strategies to meet gaps in livelihoods, during the last winter period:



Shelter Coping Strategies

Of households reporting not or only partially being able to get the items needed for shelter repairs, the most commonly reported coping strategies were:¹⁰



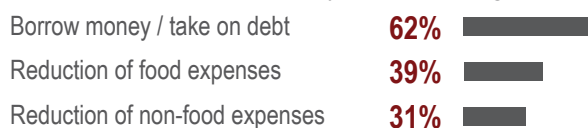
83% of households reported that if they were unable to find shelter for their household, they resorted to **living in tents**.

9% of households reported that they were living in an **unsafe shelter**.



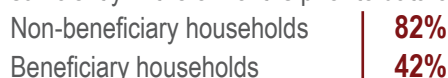
NFI Coping Strategies

Households' most commonly reported coping strategies when households could not or partially not meet NFI gaps:¹⁰

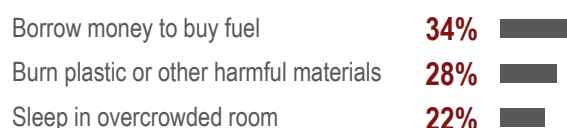


Heating Coping Strategies

% of households reporting having been unable to heat their shelter sufficiently in the 5 months prior to data collection:




Of all households reporting having been unable to heat their shelter (**62%**), the most commonly reported coping strategies were:

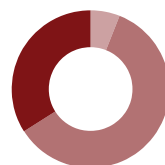


EFFECTIVENESS

Reported types of winterization assistance households reportedly received during the last winter period:



% of households by reported ability to meet their **three most critical shelter needs** for the past winter of those households that received assistance, by aid modality:



Restricted cash:

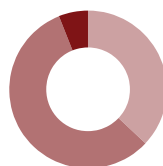
6% Completely, almost or mostly met
60% Partially met
34% Not met



Unrestricted cash:

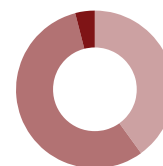
28% Completely, almost or mostly met
30% Partially met
42% Not met

% of households by reported ability to meet their **three most critical NFI needs** for the past winter of those households that received assistance, by aid modality:



Restricted cash:

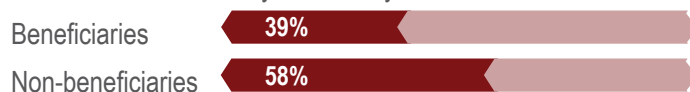
37% Completely, almost or mostly met
57% Partially met
6% Not met



Unrestricted cash:

40% Completely, almost or mostly met
56% Partially met
4% Not met

% of households by reported inability to meet their **shelter winterization needs**, by beneficiary status:



% of households by reported inability to meet their **NFI winterization needs**, by beneficiary status:



¹⁰. Respondents could select multiple options.

Most commonly reported types of assistance received that were reported to mostly, almost or completely meet the households' critical shelter repairs needs:

Soil for adobe / rammed / cob type house	19%
New or replacement tents	14%
Plastic tarpaulin	12%

Most commonly reported NFI items assistance received that were reported to mostly, almost or completely meet the households' NFI winterization needs:

Buckets or other water containers	67%
Other kitchen materials (utensils etc.)	55%
Firewood / charcoal / gas for heating	54%



SATISFACTION



Cash

Preferred modality of assistance reported by beneficiary households:¹¹

Unrestricted cash	99%
Restricted cash	0%
Voucher	1%
In kind	0%

Of **99%** beneficiary households preferring unrestricted cash, **93%** households reported that their main reason was: to **have the choice to buy what is needed**.



50% of beneficiary households reported that someone from the organization explained or suggested what they should spend the cash on, during or after the distribution.

The most commonly reported challenge faced when spending the money was that the **assistance could not cover basic needs due to prices of goods** (by **30%** of households).



96% of beneficiary households reported preferring to be paid in **AFN**, instead of **USD**.

76% of beneficiary households reported that the most common reason for this preference was **the poor exchange rate**.

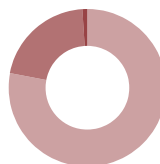
55%

of beneficiary households reported having collected the cash assistance at an **organization's office or warehouse**

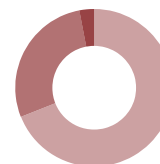


In Kind Assistance and Voucher

% of beneficiary households by reported satisfaction with overall experience of receiving assistance, from being assessed to receiving assistance, by aid modality:



Restricted cash:
78% Very satisfied
21% Satisfied
1% Less satisfied
0% Not satisfied



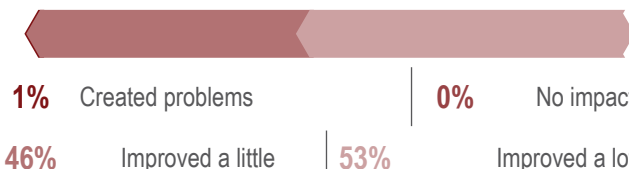
Unrestricted cash:
69% Very satisfied
28% Satisfied
3% Less satisfied
0% Not satisfied



83% of beneficiary households reported having spent the restricted cash on something other than what the assistance provider required them to spend on

Of these households, **71%** reported having spent the restricted cash on **food**.

Reported impact of the assistance on the wellbeing of the household over the last winter period, by % of beneficiary households:



38% of beneficiary households reported that the positive impact of the winterization response has not continued after March 2020

No representative sample of households reported receiving in kind or voucher assistance in South East region.

11. Restricted cash was self-reported, and defined as: 'The direct and restricted payment of cash to beneficiaries. Usually, this is in multiple payments with limitations where beneficiaries must show proof of purchase of particular winterization items which are related to the programme goals and the objectives of the cluster in order to receive subsequent payments.' Unrestricted cash was self-reported, and defined as: 'The direct and unrestricted payment of cash to beneficiaries, with no limitations on what the cash can be spent on.'



ACCOUNTABILITY

Most commonly reported forms of additional help that would help vulnerable households accessing assistance in the future, as reported by households with vulnerable individuals:

Assistance delivered to shelter	78%	<div></div>
Separate spaces for women and men	13%	<div></div>
A staff member to accompany beneficiary through the procedure	8%	<div></div>



6% of beneficiary households reported that the assistance received did not come early enough to be effective in preparing for the winter

23% of beneficiary households reported that the assistance was provided later than the organisation's advised timeframe

4% of beneficiary households reported having faced challenges during the distribution of assistance. The most commonly reported challenge was: **had to wait 2 hours or more to get the cash (84%)**.



4% of beneficiary households reported that someone from the household made a complaint to the organization providing assistance about the winterization assistance or its delivery.

Most commonly reported actions households would reportedly take if they had questions or a problem with the cash distribution or in-kind assistance, by % of beneficiary households:

Nothing	37%	<div></div>
Tell organization staff face-to-face	33%	<div></div>
Call the organization by phone	16%	<div></div>
Tell community leader	11%	<div></div>

Reported time it took travelling to collect the assistance (one way), by reported modality received, by % of households:

Restricted cash:



Unrestricted cash:



Community Relations

Reported impact of winterization assistance on community relations, by % of households:

	Created tensions with community	No impact	Reduced tensions with community
Beneficiaries	0%	65%	34%
Non-beneficiaries	2%	45%	53%

Market access

38% of households reported facing challenges accessing markets to buy NFIs, food or shelter materials over the last winter.

Of households reporting challenges, most commonly reported challenges when accessing markets:¹²

Amount of cash was not adequate	84%	<div></div>
Increased prices	82%	<div></div>
Poor quality items	36%	<div></div>

% of households reporting changes in prices or availability of the following items since the last winter:

Item	Increase	No change	Decrease
Timber for repairs	48%	20%	1%
Glass for windows	50%	19%	1%
Cooking/kitchen items	41%	29%	7%
Charcoal / Wood	25%	11%	49%
Gas Cylinder / stove	29%	33%	19%
Blankets and quilts	16%	36%	23%
Bukhari stove	12%	22%	44%
Warm jacket	11%	14%	45%
Gas liquid	10%	6%	74%

Reported time it takes travelling to reach the market (one way), by % of households:



12. Respondents could select multiple options.



SUPPORTED BY:



Shelter Cluster Afghanistan
ShelterCluster.org
Coordinating Humanitarian Shelter

**About REACH**

REACH Initiative facilitates the development of information tools and products that enhance the capability of aid actors to make evidence-based decisions in emergency, recovery and development contexts. The methodologies used by REACH include primary data collection and in-depth analysis, and all activities are conducted through inter-agency aid coordination mechanisms. REACH is a joint initiative of IMPACT Initiatives and the United Nations Institute for Training and Research - Operational Satellite Applications Programme (UNITAR-UNOSAT).