

## INTRODUCTION

In order to provide an evidence base on evolving market dynamics in Rohingya refugee camps in response to the COVID-19 outbreak in Bangladesh, REACH launched the COVID-19 Market Monitoring Initiative (MMI) in April 2020.

This factsheet presents an overview of trends in prices for key food and non-food items (NFIs), as well as indicators on the impact of COVID-19 in the assessed markets. A reduced set of commodities were selected for initial monitoring rounds but are subject to change as the situation evolves. Data collection will be conducted on a bi-weekly basis remotely through phone interviews with market vendors. A more detailed methodology can be found on the last page.

## PRICES OF MONITORED ITEMS

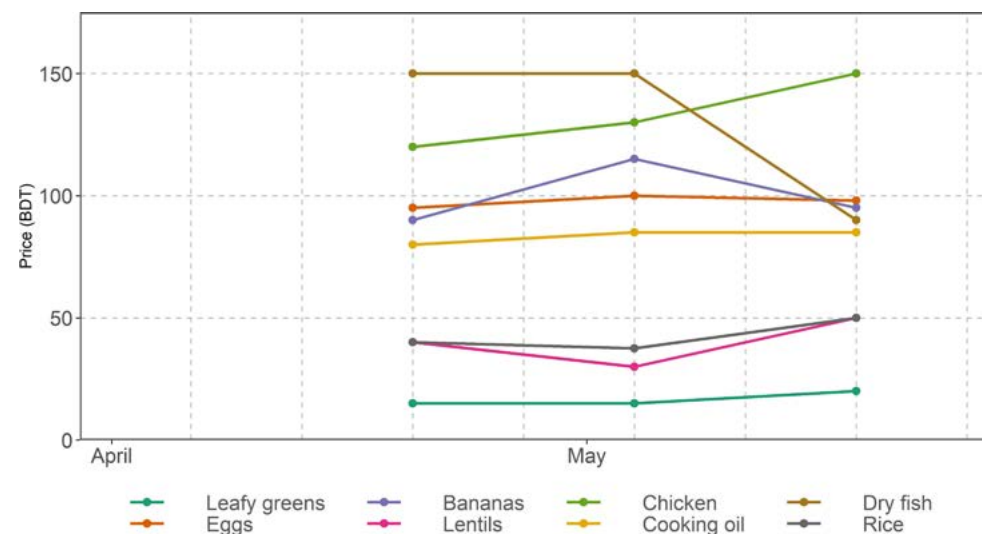
Item	Unit	# of KIs	Median price in BDT	Change since 6-12 May 2020
<b>Food Items</b>				
Rice	1 kg	3	50	▲ 33%
Lentils	1 kg	5	50	▲ 67%
Cooking oil	1 L	6	85	► 0%
Leafy greens	0.5 kg	5	20	▲ 33%
Bananas	12 pcs	3	95	▼ 17%
Eggs	12 pcs	8	98	▼ 2%
Dry fish	1 kg	2	90	▼ 40%
Chicken	1 kg	5	150	▲ 15%
<b>Non-Food Items</b>				
Soap	100 g	5	25	▲ 39%
Washing powder	0.5 kg	5	50	▲ 11%
Paracetamol	12 pcs	No KIs	No Data	No Data
Tarpaulin	1 pc	No KIs	No Data	No Data

## Key findings

- **Prices** of tracked commodities overall have **reportedly remained consistent** with previous rounds, with the most notable changes being a decrease in the price of dry fish and increases in the prices of lentils and chicken. **Stocks of all commodities remained available**, with the most notable changes being a decrease in the stocks of hygiene non-food items (NFIs) and dry fish. All key informants (KIs) reported that all items could be **restocked within 3 days**.
- As with the previous round, around half of KIs reported facing restocking issues, with the most common issue reported to be a **shortage of carriers to transport supplies to markets**.
- For all monitored items, KIs predominantly sourced these items from **outside of the camp**, with a slight increase in the share of KIs reporting sourcing items outside the camp as compared to two weeks prior, in particular for NFIs and non-fresh food items.
- All KIs reported continuing to take safety measures in response to COVID-19.
- Most KIs reported that the number of vendors in their market had stayed the same relative to two weeks prior, but the number of **customers and income had reduced** over this period. Most common barriers to community access to markets as reported by the KIs were **avoidance of markets due to fear of COVID-19 or increased military/police presence, as well as restricted opening hours**.

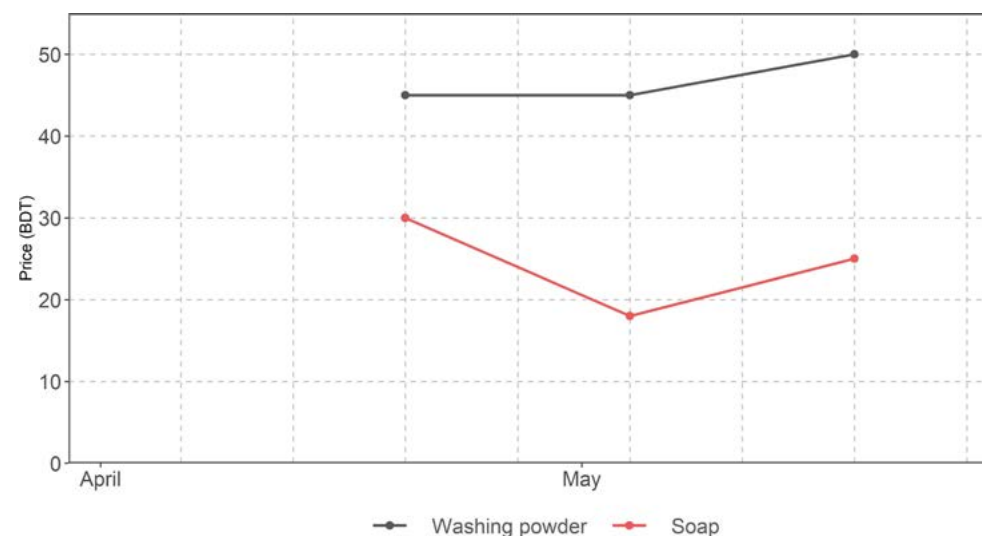
## MEDIAN FOOD PRICES OVER TIME

in BDT



## MEDIAN NFI PRICES OVER TIME

in BDT








## STOCKS OF MONITORED ITEMS

Item	Unit	Days of stock available			Days to restock item		
		0-3 days	4-7 days	7+ days	0-3 days	4-7 days	7+ days
<b>Food Items</b>							
Rice	1 kg	0%	67%	33%	100%	0%	0%
Lentils	1 kg	20%	80%	0%	100%	0%	0%
Cooking oil	1 L	0%	50%	50%	100%	0%	0%
Leafy greens	0.5 kg	80%	20%	0%	100%	0%	0%
Bananas	12 pcs	100%	0%	0%	100%	0%	0%
Eggs	12 pcs	38%	50%	12%	100%	0%	0%
Dry fish	1 kg	0%	0%	100%	100%	0%	0%
Chicken	1 kg	60%	40%	0%	100%	0%	0%
<b>Non-Food Items</b>							
Soap	100 g	0%	40%	60%	100%	0%	0%
Washing powder	0.5 kg	0%	20%	80%	100%	0%	0%
Paracetamol	12 pcs	No Data	No Data	No Data	No Data	No Data	No Data
Tarpaulin	1 pc	No Data	No Data	No Data	No Data	No Data	No Data

### Restocking difficulties

**44%** of vendors reported facing restocking issues in the 2 weeks prior to data collection, of which the most commonly reported were\*

There is a shortage of carriers to transport supplies	57%	
Suppliers have had to stop their production	29%	
Suppliers no longer have the products I need	29%	
Domestically, transport of supplies between districts has slowed down due to the COVID-19 crisis	29%	
Unable to restock due to increased military / police presence	29%	

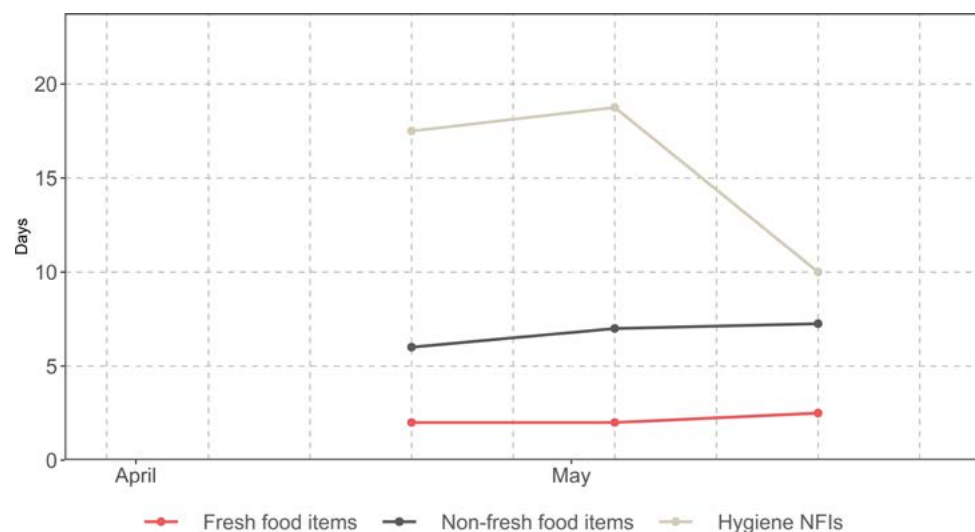
The items reportedly most affected by restocking issues in the past 2 weeks were:

- Oil
- Leafy Greens
- Chicken
- Lentils
- Eggs

\* Values do not add up to 100% as traders were allowed to select multiple options.

## STOCKS OVER TIME

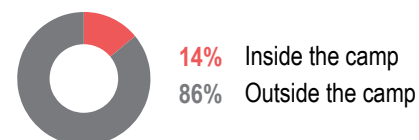
in days



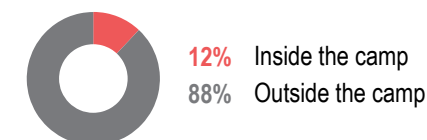
### Location of suppliers

Main sources of assessed commodities in the 2 weeks prior to data collection, by % of vendors:

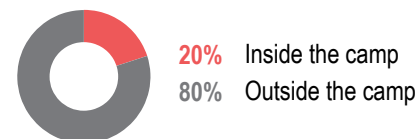
#### Fresh food items<sup>1</sup>



#### Non-fresh food items<sup>2</sup>



#### Hygiene NFIs<sup>3</sup>



### Reselling assistance items

**6%** of vendors reported reselling assistance items in the 2 weeks prior to data collection, the most common types of which were:

- Food

1. Fresh food items: leafy greens, bananas, eggs and chicken 2. Non-fresh food items: rice, lentils, cooking oil and dry fish  
3. Hygiene NFIs: soap and washing powder

# COVID-19 market impacts

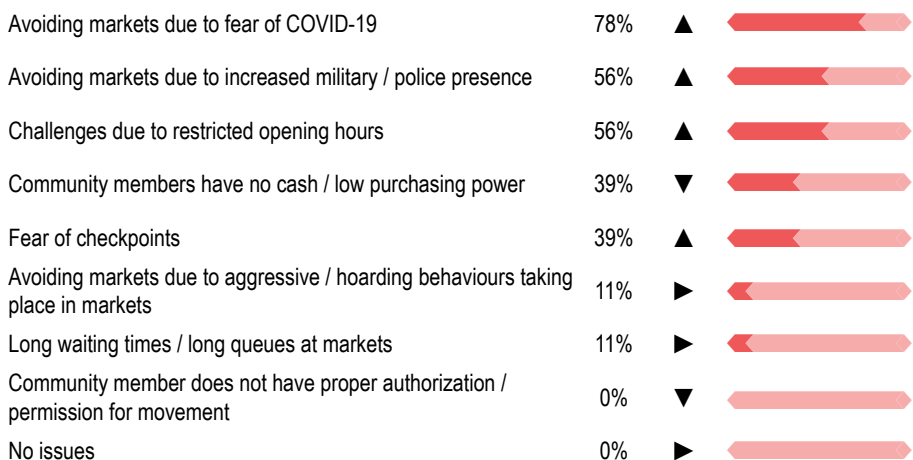
## COVID-19 safety measures

% of vendors reporting taking measures to prevent the spread of COVID-19 in the 2 weeks prior to data collection\*



## Community barriers

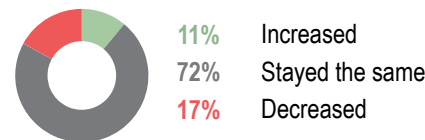
Reported perceptions of barriers faced by the community due to COVID-19 in the 2 weeks prior to data collection, by % of vendors\*



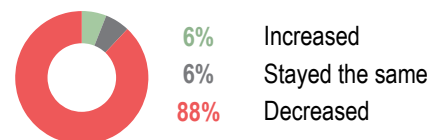
▲ indicates an increase of more than 5 percentage points relative to the previous round  
 ▶ indicates no change of more or less than 5 percentage points relative to previous round  
 ▼ indicates a decrease of more than 5 percentage points relative to the previous round

## Vendor dynamics

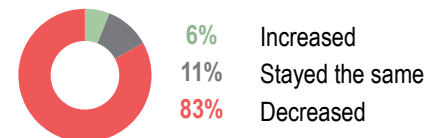
% of vendors reporting a change in the number of vendors in the 2 weeks prior to data collection



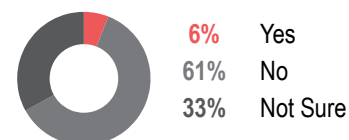
% of vendors reporting a change in the number of customers in the 2 weeks prior to data collection



% of vendors reporting a change in income in the 2 weeks prior to data collection




% of vendors reporting witnessing stockpiling behaviour by customers in the 2 weeks prior to data collection



## Security threats

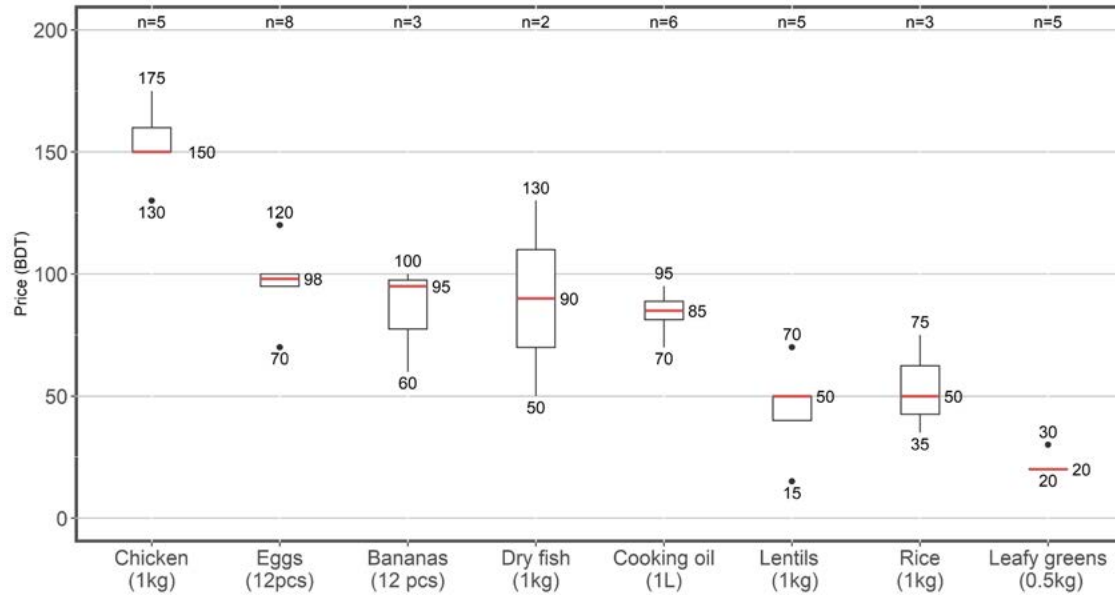
% of vendors reporting witnessing security incidents in the 2 weeks prior to data collection\*



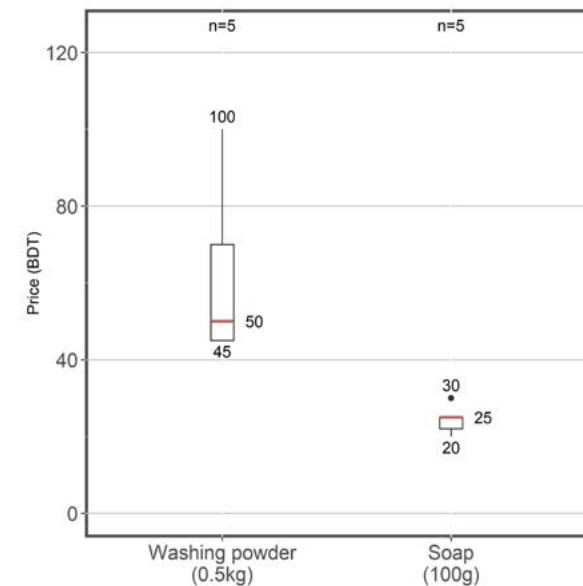
\* Values do not add up to 100% as traders were allowed to select multiple options.

# Distribution of Prices

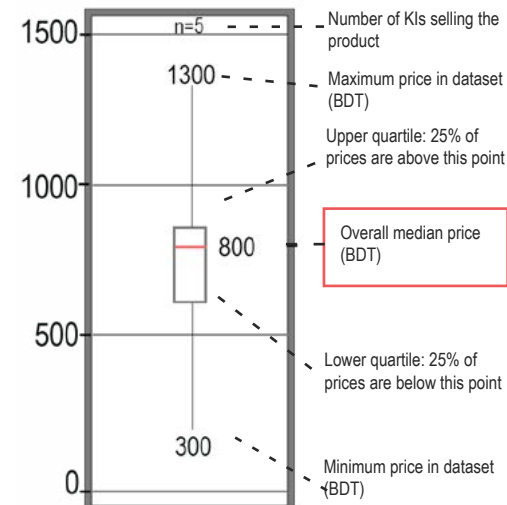
## Food Items



## Non-Food Items



## How to read a boxplot



## METHODOLOGY

The aim of the COVID-19 MMI is to better understand market dynamics and changes in the prices of goods in response to the COVID-19 outbreak and associated social control measures in Bangladesh.

Coverage is determined by the extent of REACH's key informant (KI) network of market vendors. All KIs are vendors who are selling directly to consumers. As the initiative is currently being built up, coverage will likely be expanded in future data collection rounds as the KI network is expanded. In this round, market coverage included 18 vendors across Kutupalong-Balukhali Expansion (KBE) site, (not inclusive of camps 14, 15, or 16). To the extent possible, the same vendors are re-contacted in every round of data collection.

Data is collected by REACH field staff remotely through structured phone interviews with KIs. REACH compiles and cleans all data in line with internal standard operating procedures. The data collection tool is published alongside the dataset on a biweekly basis and disseminated to the humanitarian community. When a comparison with previous rounds is made, it refers to the data collection happening 2 weeks prior.

## Challenges and Limitations

- All data is only indicative for the time frame within which it was collected. Prices may vary between data collection rounds.
- The MMI data collection tool requests the cheapest available type of each item to be recorded, as availability varies across vendors. Therefore, price comparisons across vendors may be based on slightly varying products, and as data collection took place remotely, it is not possible to verify this.
- Standardising unit sizes of certain items (e.g. bananas) may be difficult as many traders sell commodities by volume or weight rather than number of items. This may create a measurement error.
- With current coverage, data is mostly collected from main markets, which may not be representative of smaller markets.
- As the MMI continues to expand and is extended to additional locations, the reported changes in the overall median prices may be driven by shifts in coverage rather than actual price changes.

## About REACH's COVID-19 response

As an initiative deployed in many vulnerable and crisis-affected countries, REACH is deeply concerned by the devastating impact the COVID-19 pandemic may have on the millions of affected people we seek to serve. REACH is currently working with Cash Working Groups and partners to scale up its programming in response to this pandemic, with the goal of identifying practical ways to inform humanitarian responses in the countries where we operate. COVID-19-relevant market monitoring and market assessments are a key area where REACH aims to leverage its existing expertise to help humanitarian actors understand the impact of changing restrictions on markets and trade. Updates regarding REACH's response to COVID-19 can be found in a [devoted thread](#) on the REACH website. Contact [geneva@impact-initiatives.org](mailto:geneva@impact-initiatives.org) for further information.