

Refugee Arrivals from Ukraine to Poland, Slovakia, Hungary, Romania and Moldova

Update as of 10.04.2022

Context & Methodology

More than 4.5 million refugees have fled Ukraine since the escalation of conflict on 24 February 2022 (UNHCR). The number of people crossing has fluctuated in the days since the escalation, and it can be anticipated that it will vary with the intensity and geography of conflict in the next days or weeks.

To understand the drivers of displacement and intentions of refugees, 4,630 interviews were conducted with people crossing from Ukraine into Poland, Slovakia, Hungary, Romania and Moldova. Interviews were conducted at every border checkpoint and certain reception centers, including railway stations, and began on 28 February. This factsheet includes cumulative responses from 28 February to 10 April. Following this data collection, select interviewees will be contacted for long-form qualitative interviews to gain a longitudinal understanding of their experience of displacement.

Interviewees were selected purposively to gain a broader understanding of experiences and intentions, and results should therefore be considered indicative.

The data collection tool was modified after the deployment and therefore the sample size differs for certain questions; for some of them, the sample size is provided.

Demography

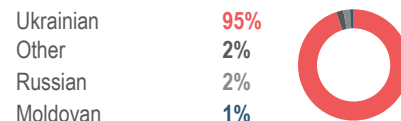
Gender of the respondent




Respondents reporting travelling with the following population groups¹

Children 0-5 years of age	23%
Children 6-18 years of age	57%
Elderly (65+ years of age)	11%
Pregnant and lactating women	1%
Persons with disabilities	5%
Women travelling alone	47%

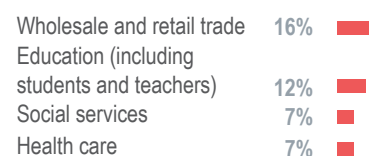
Nationality of the respondent



Number of people traveling with respondents



Most reported pre-displacement employment status of respondents²



Origins and Arrivals

99% of respondents reported holding a passport

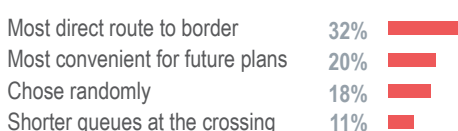
Sample distribution, by country of arrival

Poland	1,810	39%
Moldova	1,187	26%
Romania	942	20%
Slovakia	560	12%
Hungary	131	3%

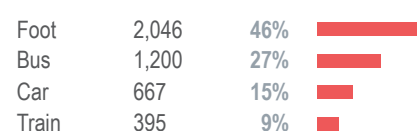
Most frequent regions (oblasts) of origin³

Kyiv	926	20%
Mykolaiv	643	14%
Odesa	601	13%
Kharkiv	514	11%
Donetsk	407	9%

Reason for selecting border crossing²



Most frequently reported modalities of border crossing²

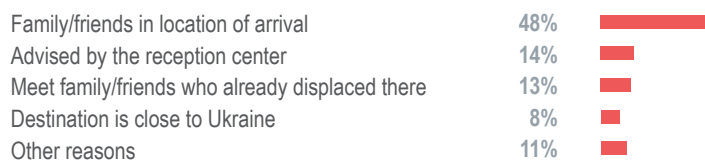


Intentions

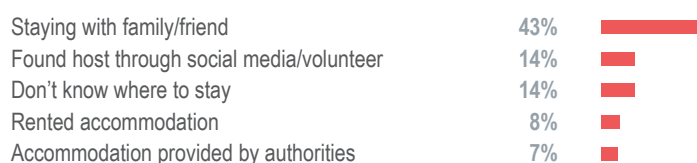
Top 3 intended destination countries of respondents by arrival country¹

Country of arrival	Intended destination
Poland	1. Poland 2. Germany 3. Spain
Slovakia	1. Slovakia 2. Germany 3. Czech Republic
Hungary	1. Hungary 2. Germany 3. Italy
Romania	1. Germany 2. Romania 3. Turkey
Moldova	1. Moldova 2. Germany 3. Romania

Reported drivers for selection of destination country by respondents^{1,3}



Reported accommodation type in destination country by respondents³



¹Multiple responses permitted. The sum might exceed 100%. ² Top four choices indicated by respondents. ³ Top five choices indicated by respondents.