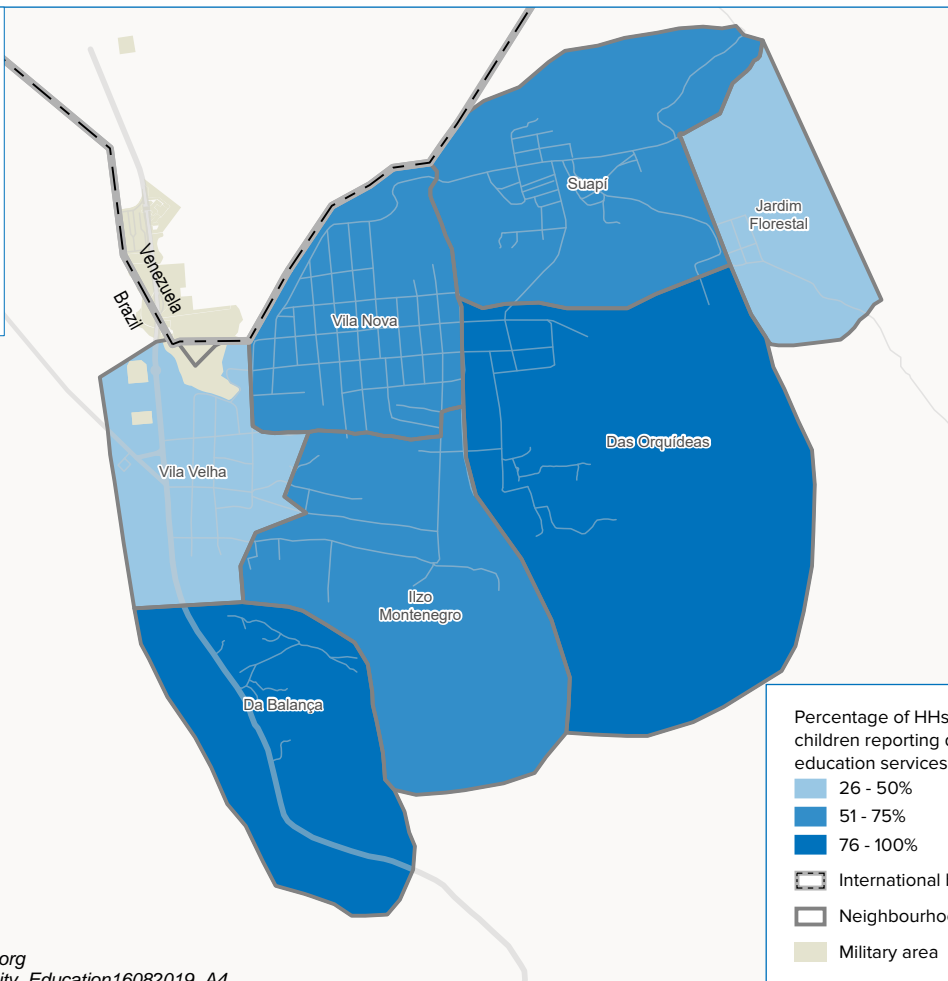
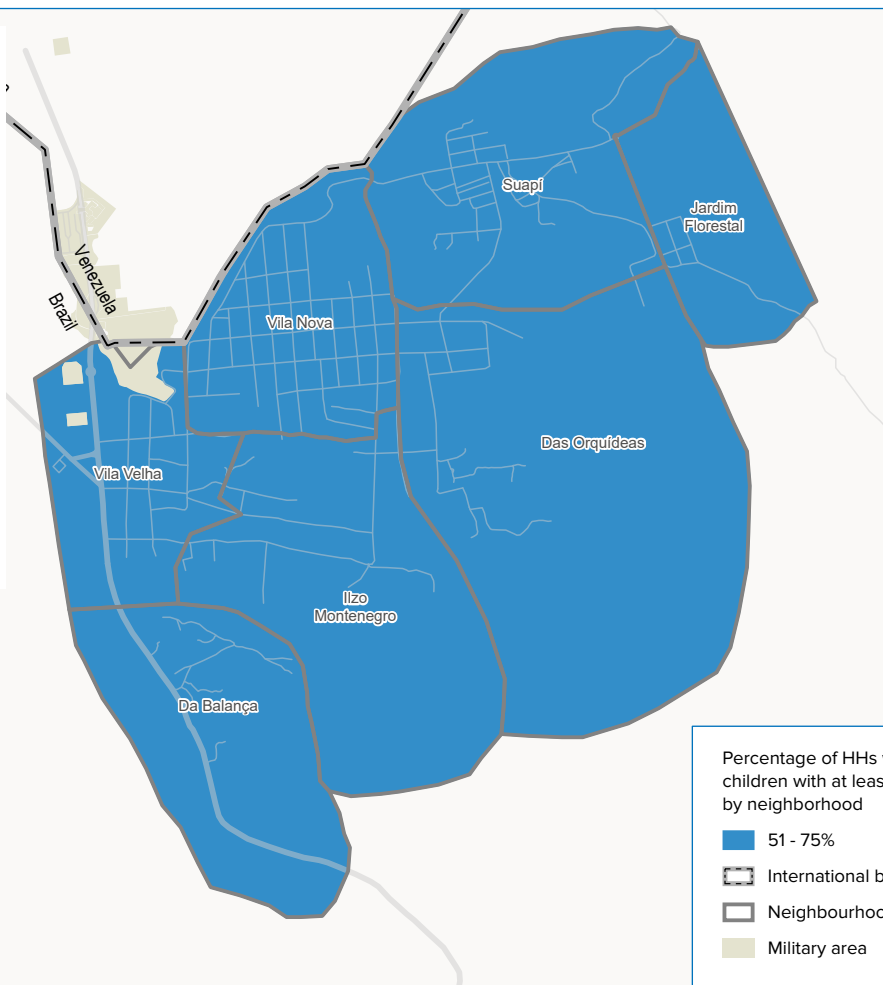
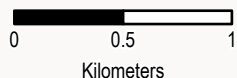
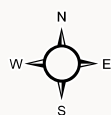




When asked whether households with school aged children had experienced difficulties in successfully enrolling their children within the available educational institutions about 27% of families in shelters indicated having faced difficulties compared to 56% of families in host communities. Both shelter and host community residents cited the lack of vacancies as their primary challenge (reported in 63% and 70% of those households that reported difficulties respectively). Second to vacancy issues, the problem of lack of information in particular featured most prevalently in answers given by residents in shelters (25%) compared to their peers outside shelters (4%), whilst residents in host community settings reported facing issues with documentation (57%) than their shelter peers (19%).



Data sources:  
HH assessment: REACH  
Administrative boundaries, roads, river, vegetation: © OpenStreetMap Contributors

Coordinate System: GCS WGS 1984  
Contact: reach.mapping@impact-initiatives.org  
Filename: REACH\_BRA\_Map\_PacaraimaCity\_Education16082019\_A4

Note: Data, designations and boundaries contained on this map are not warranted to be error-free and do not imply acceptance by the REACH partners, associates, donors mentioned on this map.