

OVERALL FINDINGS: 16-30 June

- 250 out of 1,183 ISMI-covered communities in Aleppo, Ar-Raqqa, Deir-ez-Zor, Hama, Homs and Idlib governorates experienced inward or outward movement of IDPs:
 - 40,393 IDP departures
 - 23,704 IDP arrivals
- Ongoing conflict in Ar-Raqqa governorate led to continued outward displacement of individuals, with 14,843 IDPs leaving the town of Ein Issa.
- An escalation of conflict in northern Hama governorate resulted in a total of 4,398 IDPs arriving to Khan Shaykun in Idlib governorate.
- A total of 2,138 IDPs were recorded leaving Atma Camp in Idlib governorate.

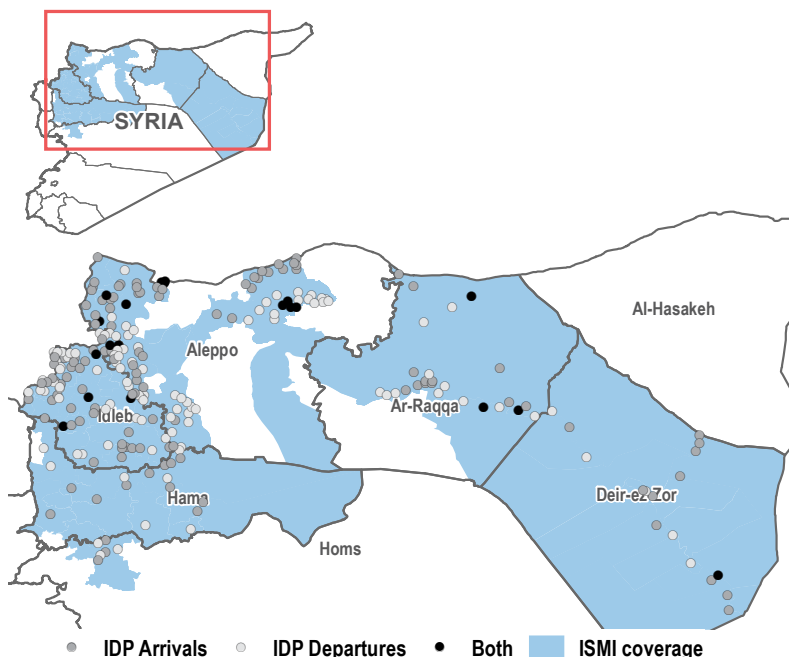


Table 1: Recorded IDP arrivals to ISMI-covered communities, by governorate, 16-30 June 2017

		IDP ARRIVALS				
		Reported arrivals (# IDPs)	Communities with largest IDP arrivals (# IDPs)		Most common origins ¹ of IDP arrivals (# IDPs)	
GOVERNORATE	Idlib	11,240	Khan Shaykun (4,398)	Breiseh (750)	Halfaya (1,800)	Latmana (600)
	Aleppo	8,504	Qanat Shekh Tabbash (1,847)	Jarablus (1,590)	Ein Issa (2,293)	Qanat Elghrra (1,431)
	Ar-Raqqa	2,801	Western Sahlabiyeh (715)	Talet Elansar (500)	Ar-Raqqa (1,189)	Al-Thawrah (225)
	Hama	547	Treismeh (96)	Jdideh (75)	Oqeirbat (121)	Baroudiyeh (50)
	Deir-ez-Zor	530	Moeijel (91)	Western Gharibeh (66)	Al Mayadin (197)	Abu Kamal (83)
	Homs	82	Ar-Rastan (35)	Dar Kabira (30)	Ghanto (32)	Saan Elosud (15)

Table 2: Recorded IDP departures from ISMI-covered communities, by governorate, 16-30 June 2017

		IDP DEPARTURES				
		Reported departures (# IDPs)	Communities with largest IDP departures (# IDPs)		Most common destinations ² of IDP departures (# IDPs)	
GOVERNORATE	Ar-Raqqa	19,440	Ein Issa (14,843)	Ar-Raqqa (1,050)	Ein Issa (4,845)	Ar-Raqqa (390)
	Idlib	11,614	Qah (4,500)	Atma Camp (2,138)	Atma Camp (1,568)	Nqeir (600)
	Aleppo	8,785	Menbij (3,726)	Qanat Shekh Tabbash (1,015)	Menbij (1,542)	Toq Elkhalil (675)
	Deir-ez-Zor	288	Dweir (70)	Jdid Ekeidat (63)	Dweir (70)	Jdid Ekeidat (63)
	Hama	209	Baroudiyeh (50)	Tamanet Elghab (36)	Baroudiyeh (50)	Tamanet Elghab (36)
	Homs	57	Ghanto (30)	Saan Elosud (17)	Ghanto (30)	Saan Elosud (17)

¹ Location of origin refers to the most recent location from which IDPs have departed.

² The ISMI bi-weekly displacement summary tracks only displacements which occur inside Syria.

AR-RAQQA GOVERNORATE

Recorded IDP arrivals

- 2,801 IDPs

% of arrivals from other governorates

- 10%

Most common shelter of newly arrived IDPs

- Hosted (2,246 IDPs)
- Individual tents (512 IDPs)

Recorded IDP departures

- 19,440 IDPs

% of departures to other governorates

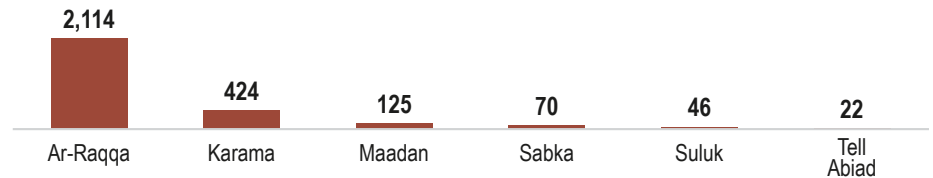
- 1%

Most common reason for IDPs leaving Ar-Raqqa communities

- Escalation of conflict

A total of **19,440 IDPs** left ISMI-covered communities in Ar-Raqqa governorate between 16 and 30 June. Almost all new arrivals travelled from other parts of the governorate, with **Ar-Raqqa sub-district experiencing the largest number of arrivals (2,114)** (Figures 1, 2).

Figure 1: Ar-Raqqa sub-districts receiving IDP arrivals (# IDPs)



Map 1: Major displacement in Ar-Raqqa governorate

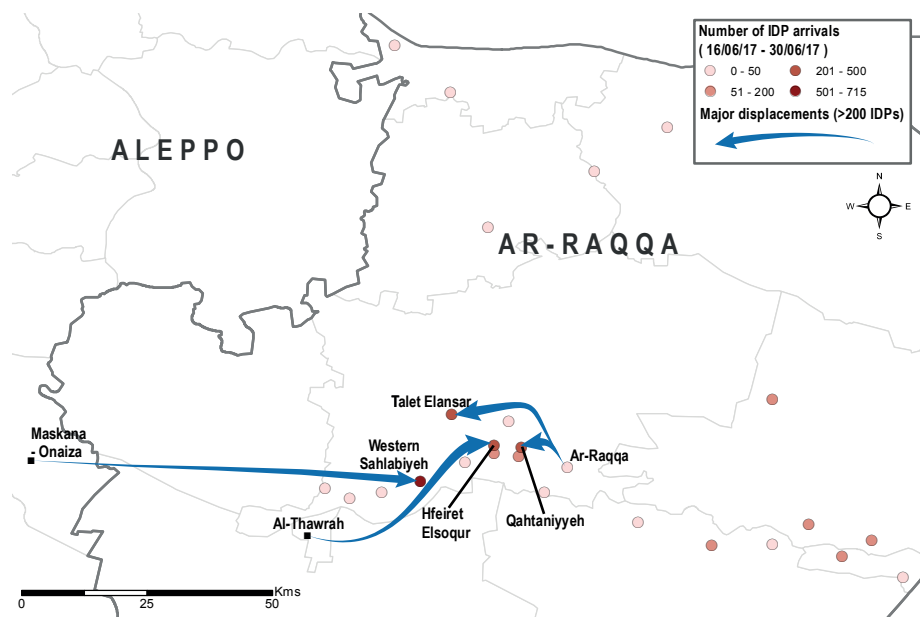


Figure 2: Most common sub-districts of origin of arrivals (# IDPs)

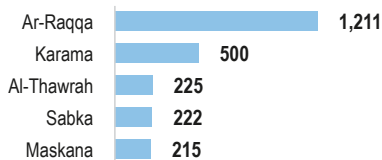
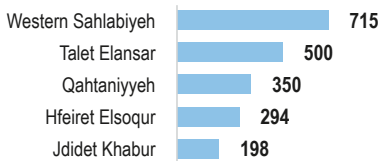


Figure 3: Five ISMI-covered communities receiving largest IDP arrivals (# IDPs)



DEIR-EZ-ZOR GOVERNORATE

A total of **530 IDPs** were recorded arriving to ISMI-covered communities in Deir-ez-Zor. While the majority of new arrivals travelled from communities within the governorate, over a quarter of new arrivals travelled from Ar-Raqqa governorate, namely from **Ar-Raqqa (125) sub-district (Figure 6)**.

Figure 4: Deir-ez-Zor sub-districts receiving IDP arrivals (# IDPs)

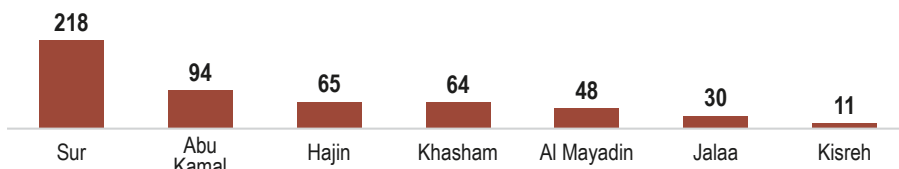


Figure 5: ISMI-covered communities receiving largest IDP arrivals (# IDPs)

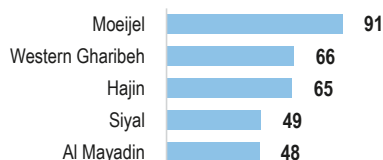
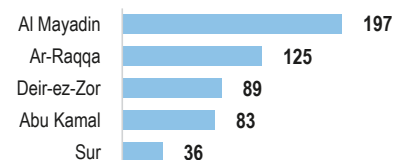


Figure 6: Most common sub-districts of origin of arrivals (# IDPs)



Recorded IDP arrivals

- 530 IDPs

% of arrivals from other governorates

- 26%

Most common shelter of newly arrived IDPs

- Hosted (333 IDPs)
- Rented/owned housing (172 IDPs)

Recorded IDP departures

- 288 IDPs

% of departures to other governorates

- 90%

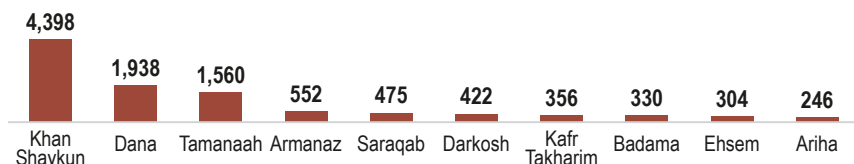
Most common reasons for IDPs leaving Deir-ez-Zor communities

- Safety and security situation in the community compared to elsewhere

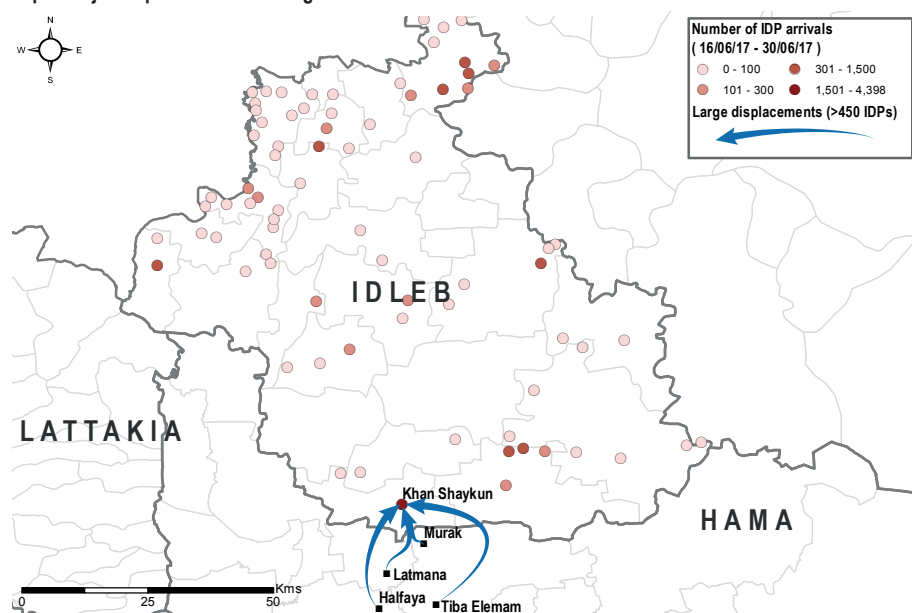
IDLEB GOVERNORATE

A total of 11,614 IDP departures were recorded leaving ISMI-covered communities in Idleb governorate between 16 and 30 June. Meanwhile, 11,240 IDP arrivals were recorded to ISMI-covered Idleb communities, commonly arriving to Khan Shaykun (4,398) sub-district (Figure 7).

Figure 7: Idleb sub-districts receiving the largest IDP arrivals (# IDPs)



Map 2: Major displacement in Idleb governorate



Recorded IDP arrivals

- 11,240 IDPs
- % of arrivals from other governorates: 76%

Most common shelter of newly arrived IDPs

- Rented/owned housing (3,928 IDPs)
- Hosted (3,502 IDPs)

Recorded IDP departures

- 11,614 IDPs
- % of departures to other governorates: 48%

Most common reason for IDPs leaving Idleb communities

- Reduced conflict in area of origin

Figure 8: Five most common sub-districts of origin of arrivals (# IDPs)

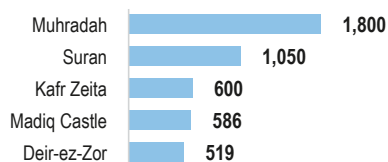
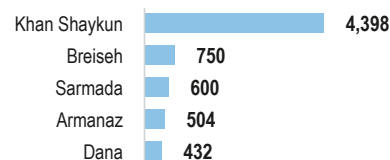


Figure 9: Five ISMI-covered communities receiving largest IDP arrivals (# IDPs)



HAMA GOVERNORATE

Overall, 547 IDPs arrived to ISMI-covered communities in Hama between 16 and 30 June, travelling almost entirely from elsewhere in the governorate, most commonly from Oqeirbat sub-district (163) (Figure 11).

Figure 10: Hama sub-districts receiving IDP arrivals (# IDPs)

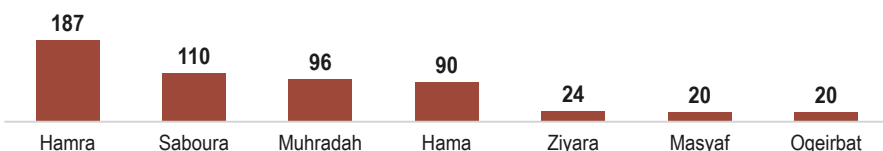


Figure 11: Five most common sub-districts of origin of arrivals (# IDPs)

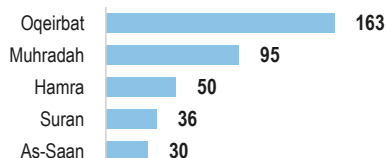
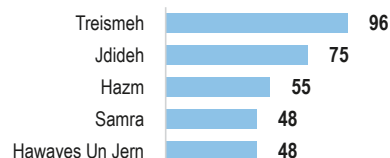


Figure 12: ISMI-covered communities receiving largest IDP arrivals (# IDPs)



Recorded IDP arrivals

- 547 IDPs
- % of arrivals from other governorates: 1%

Most common shelter of newly arrived IDPs

- Rented/owned housing (210 IDPs)
- Hosted (174 IDPs)

Recorded IDP departures

- 209 IDPs
- % of departures to other governorates: 24%

Most common reasons for IDPs leaving Hama communities

- Loss of income and assets

ALEPPO GOVERNORATE

Recorded IDP arrivals

- 8,504 IDPs
- % of arrivals from other governorates: 60%

Most common shelter of newly arrived IDPs

- Individual tents (2,927 IDPs)
- Camps (2,347 IDPs)

Recorded IDP departures

- 8,785 IDPs
- % of departures to other governorates: 35%

Most common reasons for IDPs leaving Aleppo communities

- Reduced access to food

A total of **8,504 IDPs** arrived to ISMI-covered communities in Aleppo governorate between 16 and 30 June, including IDPs fleeing continued conflict in Ar-Raqqa city and the northern Hama countryside. Meanwhile, **8,785 IDPs** left ISMI-covered communities in Aleppo governorate.

Figure 13: Aleppo sub-districts receiving the largest IDP arrivals (# IDPs)

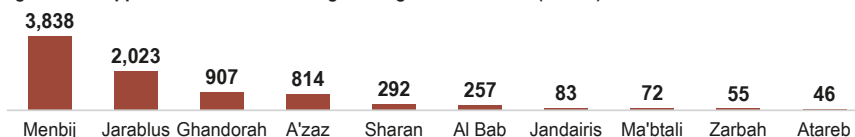


Figure 14: Five ISMI-covered communities receiving largest IDP arrivals (# IDPs)

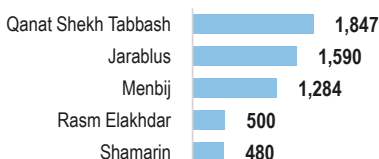
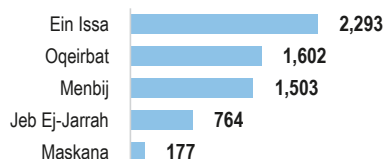


Figure 15: Five most common sub-districts of origin of arrivals (# IDPs)



HOMS GOVERNORATE

Between 16 and 30 June, **82 IDP arrivals** were recorded to ISMI-covered Homs communities (Figures 16, 17). Meanwhile, a total of **57 IDP departures** were recorded during this period.

Figure 16: Homs sub-districts receiving IDP arrivals (# IDPs)

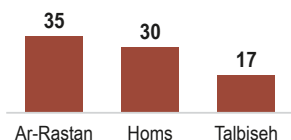
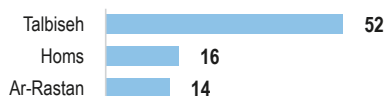


Figure 17: ISMI-covered communities receiving IDP arrivals (# IDPs)



Figure 18: Sub-districts of origin of arrivals (# IDPs)



Recorded IDP arrivals

- 82 IDPs
- % of arrivals from other governorates: 0%

Most common shelter of newly arrived IDPs

- Rented/owned housing (74 IDPs)
- Unfinished buildings (8 IDPs)

Recorded IDP departures

- 57 IDPs
- % of departures to other governorates: 0%

Most common reason for IDPs leaving Homs communities

- Family reunification elsewhere

About ISMI & This Factsheet

The **IDP Situation Monitoring Initiative (ISMI)** is an initiative of the Camp Coordination and Camp Management (CCCM) Cluster, implemented by REACH and supported by Syria Relief Network (SRN) and other cluster members.

Following a baseline assessment conducted between 23 October and 21 November 2016, weekly/bi-weekly data collection cycles have been initiated to provide regular updates on IDP movements. Based on 1,183 communities in the governorates of Aleppo, Ar-Raqqa, Deir-ez-Zor, Hama, Homs and Idleb during the baseline, this factsheet presents a summary of reported inward and outward movements of IDPs. **From 16 to 30 June 2017, such displacements were reported in 250 communities out of all ISMI-covered communities.**

Displacement was identified through an extensive key informant (KI) network, either through alerts initiated by KIs or follow-up by enumerators. A range of 2-3 KIs were interviewed in each community, while collected information was further triangulated through other sources, including CCCM member data and humanitarian updates. This approach allows for regular updates on IDP movements at a community level across ISMI coverage areas. However, movement updates are limited to areas covered by ISMI and there are, therefore, displacements that are not reported here.

An initiative of



Feedback: CCCM Cluster
Northern Syria

Email: syria.cross.border.info@ccmcluster.org,
Info: <http://www.globalccmcluster.org>,
<https://www.humanitarianresponse.info>

Implemented by

