

Background

In October 2019, military operations in the area around the Turkish border led to a change in control of an area of approximately 4,000 km², encompassing Ras al-Ain, Suluk and Tell Abiad. As a result, approximately 70,000 persons were displaced, and two camps for internally displaced persons (IDPs) were closed.¹ Towards the end of 2020, clashes and shelling resumed, causing further displacement.²

Meanwhile, economic conditions have deteriorated across Syria, and the prices of basic goods are increasing. This is partly due to the instability and decline of the Syrian Pound (SYP) against the US Dollar (USD), as well as the escalation of conflict in northwest Syria in early 2020.³

Since late 2020 and continuing in 2022, Northeast Syria has been experiencing drought conditions due to the reduced flow in the Euphrates River and a long-term reduction in groundwater levels. The drought has not only affected access to water but also electricity, agricultural livelihoods, food security, and health.⁴

Methodology

REACH's informal settlement profiling in Northeast Syria (NES) consists of key informant (KI) interviews with community members who have knowledge of the settlements. A minimum of two KIs were sought for each of the sites, focusing on each KI's sector-specific knowledge. All selected informal settlements and collective centres were verified by the NES Sites and Settlements Working Group (SSWG).⁵ For an updated list of active sites, see the SSWG sites list.⁶

Data collection took place between 19 and 31 May 2022. In total, 35 settlements were assessed in Aleppo governorate. The assessment was carried out at the settlement level. Due to the KI methodology used, findings are not statistically representative and should therefore only be considered indicative of the situation in assessed settlements and not all informal IDP settlements across the four governorates. Presented percentages refer to the assessed settlements in which KIs report, unless mentioned otherwise. All percentages of households indicated are based on KI estimates. Answers separated by semicolon (;) indicate that the KIs from one site provided different answers.

Corresponding assessments were carried out in the other three NES governorates in May 2022. These profiles can be found on the [REACH Resource Centre](#) together with the previous assessments.

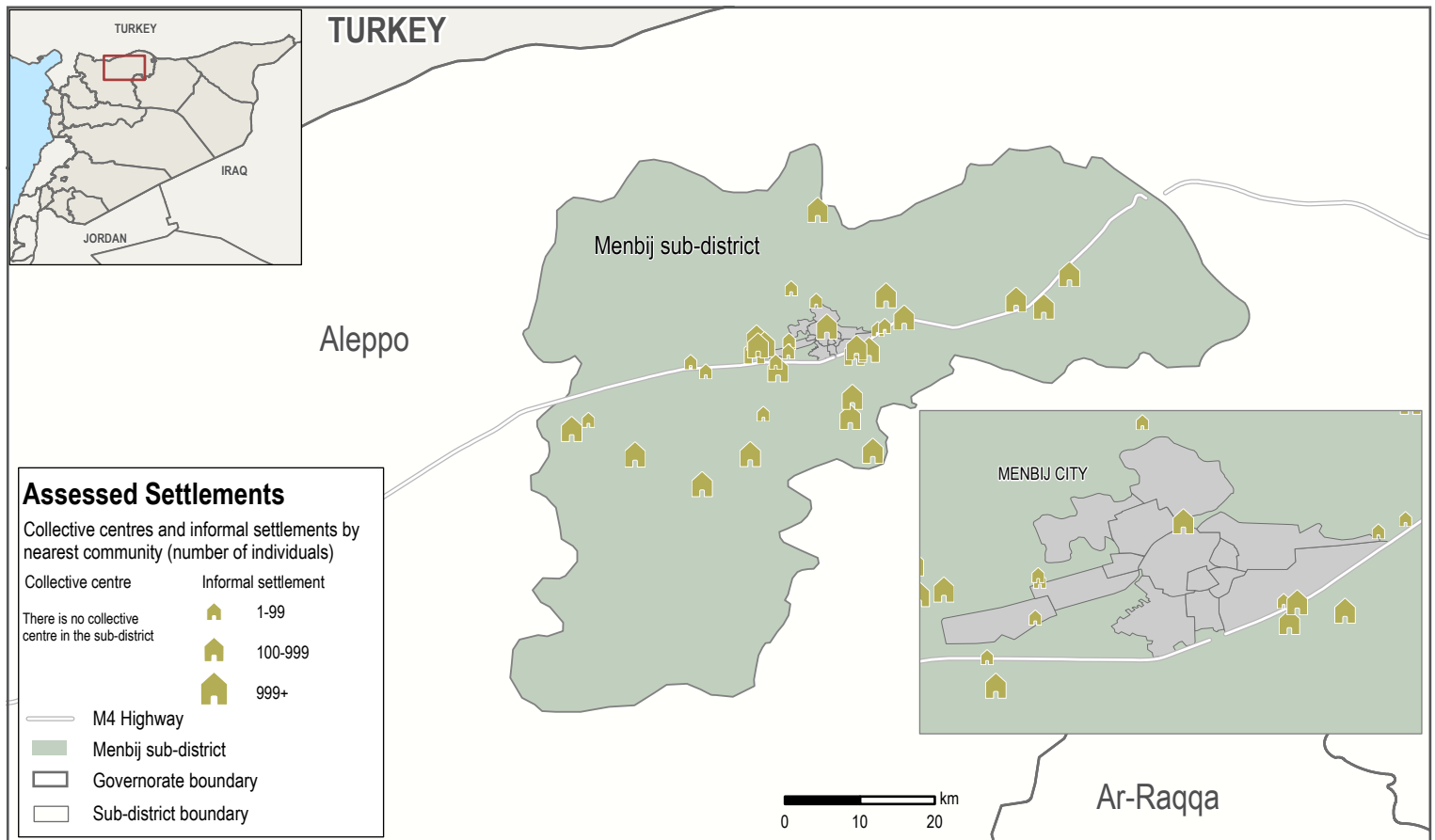
Assessment Overview

Assessed settlements:	35	Settlements in school building:	0
Population in assessed settlements:	6,942	Settlements with other buildings in use:	1
Collective centres:	0	Tented:	34

Most commonly reported first, second, third, and overall priority needs for residents⁷

	FIRST	SECOND	THIRD	OVERALL
1	Food	Food	Medical Care	Food
2	Employment	Shelter Support	Shelter Support	Employment
3	Water	Medical care	Water	Shelter

Locations of Assessed Settlements



1. UNOCHA (10 July 2020). Syrian Arab Republic: COVID-19 Update No. 14 - 10 July 2020. Retrieved from <https://reliefweb.int>

2. UNOCHA (23 December 2020). Syrian Arab Republic: COVID-19 Humanitarian Update No. 22 - 23 December 2020. Retrieved from <https://reliefweb.int>

3. REACH (November 2020). Northeast Syria Market Monitoring Exercise November 2020. Retrieved from <https://www.reachresourcecentre.info>

4. REACH Briefing Note: Humanitarian Impact of Water Shortages in Northeast Syria. Retrieved from <https://www.reachresourcecentre.info>

5. Informal settlements are defined as "a spontaneous grouping of tents or other housing units (5+ HHs). Settlements are usually without the presence of a dedicated Camp Administration and do not have static Camp Management, though mobile Camp Management activities may cover the settlement".

6. Collective centres (CCs) are defined as "a settlement (5+ HHs) hosted in existing public infrastructure not originally designed as a shelter. CCs do not have a static Camp Management or Camp Administration, though mobile Camp Management or local civil councils may be present." [SSWG Update](#)

7. SSWG (June 2022). [Sites & Settlements Working Group Monthly Update - Northeast Syria June 2022](#)

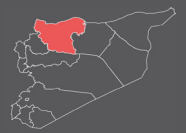
7. KIs were all asked to rank the top 3 priority needs of the settlements. The figure shown ranks how many times a given need was reported by a KI as first, second or third need. The overall indicates how many times a need was mentioned not considering the rank.



Informal Site and Settlement Profiles

Aleppo Governorate, Syria

May 2022



Overall Key Findings per Sector

Demographics:*			♂ 42% Males	Females 58% ♀	Settlement Size:*	
Older (60+)	7%	(584 individuals)	41%	60+	59%	Average: 198 individuals
Adults (18-59)	41%	(2,878 individuals)	42%	18-59	58%	Largest Settlement: 525 individuals
Children (0-17)	52%	(3,517 individuals)	42%	0-17	58%	Smallest Settlement: 30 individuals

*based on KI estimates

MOVEMENT

Top three areas of origin by percentage of households across assessed settlements:

Country	Governorate	Sub-district	Percentage
Syria	Aleppo	Maskana	29%
Syria	Aleppo	Dayr Hafir	17%
Syria	Aleppo	Khanaser	11%

Movements reported in the 2 weeks prior to the assessment:

0 New arrivals Departures 0

The main pull factors reported for people to arrive to this settlement was NA and NA.

Movement intentions by percentage of households across assessed settlements:

Leave within 3 months	0%
Leave within 3-6 months	0%
Stay for at least 1 year	83%

KIs reported that the main factors influencing the intention to leave were **Reduced access to income and employment opportunities** (9% of assessed settlements) and **Reduced access to humanitarian assistance** (6%).

WATER, SANITATION AND HYGIENE (WASH)

Latrines



Available latrines:^{9,10}

Household	Communal	Makeshift
6	6	71

In 17% of assessed settlements, KIs reported that no latrines were available in the settlement. Top three latrine alternatives were: Open defecation outside the site (e.g. nearby fields or bushes) (83%), Digging private pits (34%) and Designated space outside the shelter (17%).

Communal latrine characteristics, by % of assessed settlements:¹¹

Segregated by gender	100%	0%	0%
Lockable from inside	100%	0%	0%
Functioning lighting	None	Some	All
	100%	0%	0%

The main issue reported with latrines was that **there are no lights**, reported by KIs in 77% of assessed settlements, and that **there are no locks** reported in 69% of settlements.⁹

Showers



Bathing facilities:^{9,10}

	Available:	Mostly used:
Bathing inside shelter:	100%	100%
Communal:	0%	0%
Household:	0%	0%

The main issue reported with showers was **Not enough privacy**, reported by KIs in 57% of assessed settlements, and **There are no locks**, reported in 57% of settlements.⁹

Reported proportion of residents with access to soap within the assessed settlements:

Everyone	9%
More than half	66%
About half	23%
Only a few	0%
None	3%

The main issues reported with soap were that it was **too expensive**, reported by KIs in 91% of assessed settlements, and that **going to the market is dangerous**, reported in 0% of settlements.⁹

Water



Tanker truck - private vendor and **Direct from closed well** were the primary sources of water in the assessed settlements at the time of data collection.

Drinking water issues, by % of assessed settlements:⁹

No issues	17%
Insufficient storage capacity	86%
High water prices	66%
Reduced water supply	26%

Proportion of residents reported to have enough water to cover their needs:

Everyone	9%
More than half	43%
About half	26%
Less than half	23%
Only a few	0%
None	0%

Proportion of residents reported to have used negative strategies to cope with a lack of water in the two weeks prior to data collection:

Yes	97%
No	3%

Most commonly reported strategies:⁹

- Rely on drinking water stored previously (71%)
- Spend money usually spent on other things to buy water (69%)
- Modify hygiene practices (bathe less, etc) (66%)

In 28% of assessed settlements, KIs reported that at least one resident in the settlement suffered from diarrhoea in the two weeks prior to data collection.

Waste disposal



Primary waste disposal system: Burning garbage (71% of assessed settlements) and Disposing at another location (37%)⁹

Primary waste disposal problem: Dumping site(s) within site or close to site (43% of assessed settlements)⁹

9. Questions where KIs had multiple answer options (total may be >100%).

10. Communal latrines and showers are shared by more than one household. Household latrines and showers are used only by one household. This may be an informal designation that is not officially enforced.

11. The question applied to a subset of settlements where a given issue was reported.



Informal Site and Settlement Profiles

Aleppo Governorate, Syria

May 2022



HEALTH



In **100%** of assessed settlements, KIs reported that residents in their settlement can access at least one health facility. In **100%** of the remaining settlements, residents had access to a pharmacy/dispensary.

In **100%** of settlements, KIs reported health issues among residents. The most commonly reported issues were **Chronic diseases** (100%), **Diarrhoea** (71%), **Severe disease affecting children under 5** (57%).^{9,11}

Most commonly reported health priority needs by % of assessed settlements:⁹



Treatment for chronic disease	97%	
Medicines and other commodities	86%	
Child health and nutrition	54%	

The most common place for women in the settlement to **give birth** was reportedly **In a health facility** (**100%** of settlements). In **0%** of settlements, KIs reported maternal health services as a priority health need.

The most common medicine needs were **Treatments for hypertension/heart disease**, **Antibiotics** and **Diabetes medicines**.

Most commonly reported barriers to health services by % of assessed settlements:⁹

Cannot afford to pay for health services	100%	
High cost of transportation	89%	
Lack of medicines and/or equipment	89%	

COVID-19

Reported proportion of residents who consider COVID-19 an important issue:



Everyone	0%	
More than half	23%	
About half	20%	
Only a few	26%	
None	31%	

Measures reportedly implemented by residents to protect themselves from COVID-19:⁹

Cover nose and mouth	71%	
Wash hands more regularly	69%	
Stay at home as much as possible	34%	

Measures reportedly implemented by local authorities to protect from COVID-19:⁹

Asking people to stay at home	0%	
Close non-essential businesses	0%	
Distribution of hygiene materials	0%	

In **9%** of settlements, all residents had access to soap and in **0%** of settlements all residents had **access to a handwashing facility** according to KIs. The main issues reported were that **There are no handwashing facilities** and that **Soap was too expensive**.⁹

SHELTER AND NON-FOOD ITEMS (NFIs)

Shelter adequacy

KIs reported that a **Lack of insulation from heat** (**100%** of assessed settlements), **Shelters being too small/lacking space for entire household** (**86%**) and **Lack of privacy inside shelter (no partitions, no doors)** (**74%**) were the main shelter adequacy issues in their settlement.⁹

Top three most commonly reported shelter item needs by % of assessed settlements:⁹



Additional tents	97%	
New tents	91%	
Tarpaulins	71%	

Degree to which KIs assess that people in their settlement have enough living space:



Everyone	3%	
More than half	9%	
About half	34%	
Less than half	54%	
Only a few	0%	
None	0%	

Electricity

Battery was reported among the primary electricity sources in **69%** of settlements, and **Public electricity network** in **66%** of settlements.⁹ KIs reported that residents in the settlements had an average of **6** hours of electricity access per day.

NFI needs

Top three reported anticipated NFI needs by % of assessed settlements, for the three months following data collection:⁹



Water containers	91%	
Cooking fuel	71%	
Disposable diapers	40%	

In **69%** of settlements, KIs reported that aid distribution had taken place in their settlement in the month prior to data collection, with **29%** of assessed settlements having received NFI items.

The main topics residents need information about, according to KIs were **How to find job opportunities** (100%), **Information about returning to area of origin (AoO)** (54%) and **Sponsorship programs** (51%).⁹

FOOD SECURITY

Most commonly reported sources of food by % of assessed settlements:⁹



From local markets outside the camp/site	100%	
Food distributions	57%	
From markets in the camp/site	6%	

KIs reported that **Rice** (**26%** of assessed settlements), **Sugar** (**26%**) and **Bread** (**14%**) were the main food items needed by residents that are currently not sufficiently available through assistance or markets.⁹

Reportedly, **food distributions** took place in **0%** of the assessed settlements and **drinking water** in **0%** of assessed settlements.

Top three reported food-related coping strategies used by residents in the 2 weeks prior to data collection, by % of assessed settlements:⁹



Buying cheaper, lower quality food	100%	
Purchasing food on credit/borrowing	74%	
Buying food with other money	69%	



Informal Site and Settlement Profiles

Aleppo Governorate, Syria May 2022

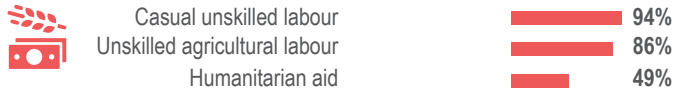


LIVELIHOODS

Household income and expenses

KIs estimated that all households in **100%** of settlements had access to income sources. However in **14%** of assessed settlements, KIs reported that **most residents** in the settlement **have a stable income**.

Top three reported primary income sources in the 30 days prior to data collection, by % of assessed settlements:^{9,11}



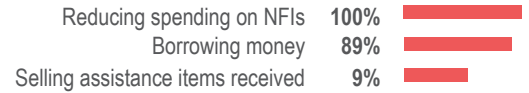
Cash/voucher distributions were reported by KIs in **83%** of assessed settlements over the last 30 days prior to data collection.

Top three reported expense types by % of assessed settlements:⁹



Coping strategies

Top three reported livelihoods-related coping strategies over the last 30 days prior to data collection, by % of assessed settlements:⁹

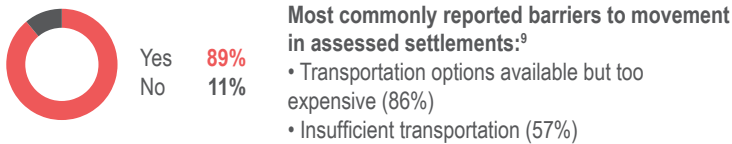


PROTECTION

Freedom of movement

In **100%** of assessed settlements, KIs reported that all residents were able to **leave the assessed settlement for a medical emergency without disclosing the medical reason** at the time of data collection. In **100%** of assessed settlements, KIs reported that **all** residents could leave for non-emergency reasons.

Proportion of assessed settlements with KIs reporting on whether residents experienced barriers when leaving the assessed settlement in the two weeks prior to data collection:



Older persons and persons with disabilities

At the time of data collection, in **0%** of assessed settlements, KIs reported interventions targeting **elderly populations** and in **0%** KIs reported interventions for **persons with disabilities** in their settlements.

Safety and Security issues

In **69%** of assessed settlements, KIs reported safety and security issues in the camp over the 30 days prior to data collection.

Most commonly reported security issues in assessed settlements:⁹

- Serious threat from scorpions, snakes or similar (80%)
- Theft (37%)

Documentation

In **0%** of assessed settlements, KIs reported that **noone in their settlement has** their national identification, passport, family booklet and/ or individual/family civil record.

In **91%** of assessed settlements, KIs reported that **births are not registered** in their settlement.

KIs reported that Yes - Boys (in **63%** of assessed settlements) and Yes - Girls (**63%**) face particular challenges in accessing documentation.⁹

EDUCATION

Education Facilities

In **97%** of assessed settlements, KIs reported that children in their settlement have access to education. In **97%** of settlements **primary schools** were reported to be available and in **51%** **secondary schools** were reported to be available.

In these settlements, education was available for the following age groups:^{9,11}

3-5 year olds in	0%	of these settlements.
6-11 year olds in	100%	of these settlements.
12-14 year olds in	47%	of these settlements.
15-17 year olds in	0%	of these settlements.

Child protection

Proportion of assessed settlements with KIs reporting the presence of child protection issues over the 30 days prior to data collection:



In assessed settlements with child labour reported, most commonly reported types of child labour by gender were:^{9,11}

Boys (100%)	Girls (100%)
Selling goods (74%)	Domestic labour (100%)
Transport (69%)	Agriculture (77%)
Factory work (60%)	Collecting things to sell (14%)

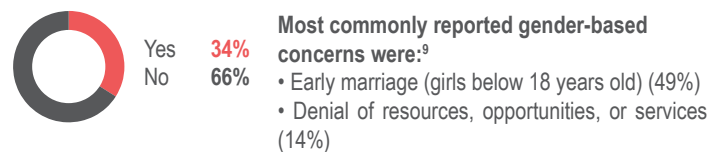
In **97%** of assessed settlements, KIs reported that they were aware of **child labour** occurring among **children under the age of 11**, most commonly reporting Domestic labour (77% of these assessed settlements) and Agriculture (26%).^{9,11}

In **0%** of assessed settlements, KIs reported that their settlement had an accessible **child-friendly space**.

Gender-based violence

In **100%** of assessed settlements, KIs reported that their settlement had an accessible designated space for women and girls.

Proportion of settlements with KIs reporting the presence of gender-based concerns within the settlement in the two weeks prior to data collection:



Social cohesion

In **100%** of assessed settlements, KIs reported that the social relationship between different community groups in their area was neutral, in **0%** of cases it was positive.

Barriers to education

In **100%** of settlements, KIs reported barriers to education. **The most commonly reported barriers were:⁹**

- Schools closed/educational services suspended due to summer holiday (86%)
- School is too far away / no transport available (43%)
- Child does not want to attend (40%)