

Sir Ed Danniye

May 2015

Reported Top Needs

	Host Communities		Displaced	
	Female	Male	Female	Male
Winterisation	10%	10%	35%	31%
Shelter	2%	0%	16%	33%
Employment	25%	31%	5%	3%
Food	2%	0%	21%	14%
Electricity	5%	21%	2%	0%
Health	15%	19%	2%	0%
Education	10%	5%	5%	8%
Solid Waste Mgmt	8%	2%	0%	3%
Waste Water Mgmt	7%	2%	0%	0%
Registration			0%	6%

Host

Displaced

Demographic Pressure

Top 3 reasons for moving in
Last 3 years

- 1 More employment opportunities
- 2 Knew friends/family
- 3 Safety concerns

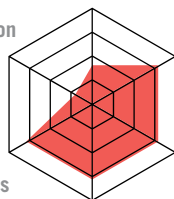
100% of hosts reported significant population increase in the last 3 years

90% of displaced reported significant population increase in the last 6 months

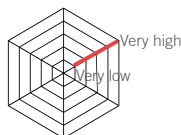
Social Stability

Potential sources of tensions related to:
Lack of Social interaction

Lack of conflict mitigation mechanisms



Lack of confidence in institutions



Restrictions on displaced communities

Negative views of international actors

Social fragmentation

Host

Displaced

Reported issues causing community divisions

- 1 Job shortages
- 2 Overstretched resources
- 3 Targeted aid and foreign assistance

Income & Poverty

Main sources of income

- 1 Formal commerce
- 2 Food vouchers
- 3 Unskilled agricultural labour
- 4 Unskilled non-agricultural labour
- 5 Humanitarian aid/

Most common mode of employment

- 1 Regular
- 2 Irregular/temporary

Average monthly HH income

\$724 as reported by respondents \$251

Reported changes in unemployment in last 3 years/6 months

- 1 Increased
- 2 Increased

Most Commonly Reported HH expenditures on basic food staples

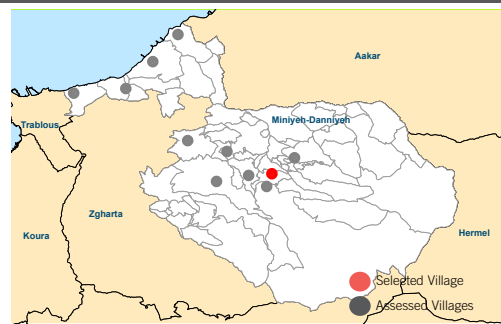
51 - 60% 41 - 50%

Most Commonly Reported HH expenditures on essential non-food items

21 - 30% 21 - 30%

Top coping mechanisms to cover cost of basic needs

- 1 Credit
- 2 Buy cheaper/lower quality food
- 3 Reduce meal portion size
- 4 Reduce number of meals
- 5 Reduce meal portion size

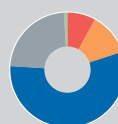


Host

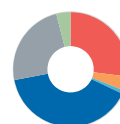
Displaced

Shelter

Main types of accommodation reported



- Collective centre/shelter
- Factory/Warehouse
- Tent/Handmade shelter in settlement
- Garage/Shop/Worksite
- Homeless/No shelter
- Independent house/apartment
- One room structure
- Unfinished building



Kind of occupancy arrangement



- Owned apartment/house
- Unfurnished rental/Land
- Furnished rental
- Provided by employer
- Hosted
- Squatting
- Assistance/Charity



Average monthly household rent

\$73

\$277

Reported evictions



- Yes
- No
- Do not know



have heard reports of evictions

Electricity

Average hours of electricity reported per day

10h

11h

Average monthly HH expenditure reported

\$56

\$29

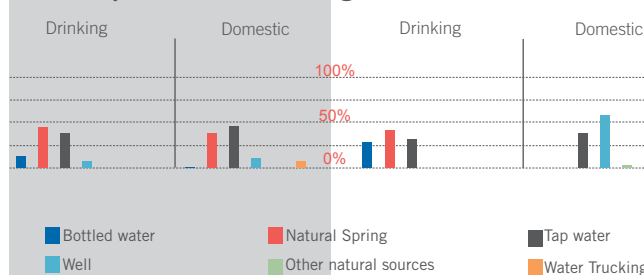
Main source of electricity

Public network

Public network

Water

Top sources for drinking and domestic water



Average monthly expenditure on drinking water per HH

\$9

\$24

Average monthly expenditure on domestic water per HH

\$9

\$39

Sample Information: Number of Interviews: 67 | Number of Male interviewed: 28 | Number of female interviewed: 39 | Age Range: 12 - 55 | Data collected between October 2014 - February 2015

Population groups covered: Lebanese, Syrian | Average HH size: 7 | Cadastre Population: 375 | Lebanese living under US\$4: 93 | Syrian Refugees: 2184

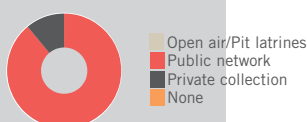


Host

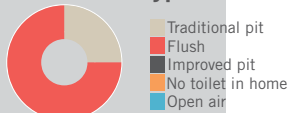
Displaced

Wastewater Management

Main wastewater systems



Types of toilets



Access to showering and washing facilities

100%

of respondents HH have access to showering and washing facilities

94%

Reported flooding or presence of stagnant water within community in the last 12 months

19%

reported flooding in immediate surroundings

3%

Solid Waste Management

Main type of solid waste disposal

Public collection

Public collection

In the last 3 months

Refuse/garbage

54%

of respondents reported noticeable excess refuse/garbage

58%

Presence of pests

33%

of respondents reported noticeable presence of flies, rodents, and insects

42%

Health

Most commonly reported child illnesses

Diarrhea 1 Diarrhea

Other stomach ailments 2 Acute respiratory diseases

Acute jaundice 3 Other stomach ailments

Top 3 challenges in accessing health services

Cost of medicines 1 Cost of medicines

Cost of health services 2 Cost of health services

Long waits for consultation 3 Long waits for consultation

Participated in polio campaigns in last 3 months

47%

took their children to be vaccinated in polio campaign

43%

Reasons for not participating in polio campaigns



Host

Displaced

Education

Out of 36 caregivers

64%

of caregivers reported children enrolled 2013-14

Out of 31 caregivers

45%

Out of 36 caregivers

71%

of caregivers reported children enrolled 2014-15

Out of 31 caregivers

18%

Out of 12 adolescents

100%

adolescents were enrolled 2013-14

Out of 10 adolescents

0%

Out of 12 adolescents

100%

adolescents are enrolled 2014-15

Out of 10 adolescents

0%

Non-formal education opportunities

58%

reported there are no non-formal education opportunities

81%

Top reported challenges in accessing education

Cost of school fees 1 Cost of school supplies

Cost of school supplies 2 Cost of school fees

Safety/security concerns during travel 3 Language barriers

Children and Women

Birth registration

3%

respondents reported cases of unregistered births

3%

Vulnerable population groups living within community

Average reported proportion of

4%

Separated women

0%

10%

Widowed women

10%

N/A

Unaccompanied children minors

0%

1%

Orphans

12%

12%

Pregnant women

0%

15%

Girls married before 18

40%

Population groups engaged in income generation

Men (18+) 1 Men (18+)

Women (18+) 2 Women (18+)

Male adolescents (12-17) 3 Male adolescents (12-17)

Reasons why women may not be participating in the labor force

Household and child raising responsibilities 1 Traditional values/customs

Traditional values/customs 2 Household and child raising responsibilities

Safety concerns outside of home 3 No skills

Main activities for out of school boys under 18

Informal employment 1 Informal employment

Begging 2 Begging

N/A 3 N/A

Main activities for out of school girls under 18

Household chores/Child care 1 Household chores/Child care

Informal employment 2 N/A

N/A 3 N/A

Cases of abuses and services

0%

of respondents heard of cases of abuse, exploitation or sexual violence in last 6 months

0%

0%

of respondents know of services available for women and children at risk or survivors of violence, abuse or exploitation

0%