

General Overview

Communities assessed:	257
Total IDP arrivals:	86,834
Total IDP departures:	76,939
Total SR* arrivals:	2,680

Top 5 shelter types of new IDP arrivals:

(1) Solid/finished house	27,572 IDPs
(2) Managed camp	17,196 IDPs
(3) Unfinished/damaged building	15,022 IDPs
(4) Individual tent	11,677 IDPs
(5) Informal settlement	4,805 IDPs

*SR: Spontaneous Returns (to Community of Origin) refers to an IDP or refugee who returns to the community that they originated from, but not necessarily to their place of habitual residence and does not enjoy the complete rights they had prior to displacement. SRs intend to remain in the community for an undetermined period.

Top 5 ISMI-Covered Arrivals:

Departure community (governorate):	Total IDPs:	Destination community (governorate):
(1) Abul Thohur (Idleb)	3,420 IDPs	Idleb (Idleb)
(2) Tall Ed-daman (Aleppo)	1,710 IDPs	Sarmada (Idleb)
(3) Ma'arrat An Nu'man (Idleb)	1,340 IDPs	Bab El Hawa (Idleb)
(4) Tall Ed-daman (Aleppo)	1,140 IDPs	Bab El Hawa (Idleb)
(5) Daret Azza (Aleppo)	1,140 IDPs	Qah (Idleb)

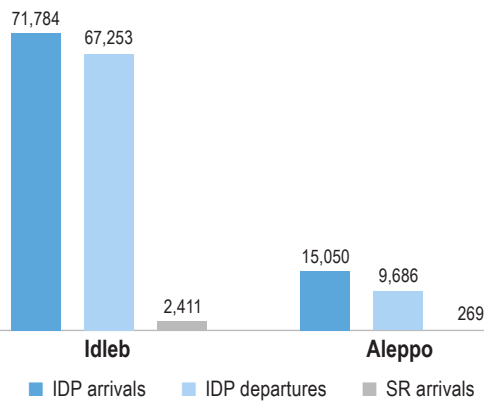
Latest Developments:

- As a result of continued violent clashes in its eastern and southern countryside,¹ **Idleb governorate witnessed the arrival of 71,784 IDPs**, most notably to communities in Dana (20,937), Idleb (13,053), Ariha (11,459), Salqin (6,154) and Ehsem (5,212) sub-districts. Furthermore, **67,253 IDPs were reported departing communities in Idleb governorate** with 79% of these reportedly intending to reach another community within the governorate.
- Meanwhile, **ISMI-covered communities in Aleppo witnessed the arrival of 15,050 IDPs**, a majority of whom to communities in Zarbah sub-district (12,628). More than a third of total IDP arrivals were reported to shelter in unfinished/damaged buildings (5,953). **Aleppo governorate also witnessed the departure of 9,686 IDPs**, with the vast majority departing from communities in Azaz sub-district (8,820).

¹ UNOCHA, [Turkey | Syria: Recent Developments in Northwestern Syria \(Idleb Governorate and Afrin District, as of 30 January 2018\)](#).

Overall Movements

Total IDP arrivals, IDP departures and SR arrivals by governorate:



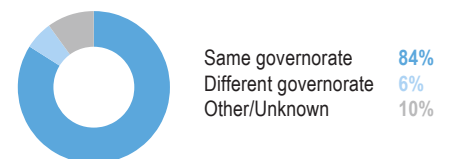
Last place of departure of IDP arrivals:



Intended destinations of IDP departures:



Last place of departure of SR arrivals:



About ISMI & This Factsheet

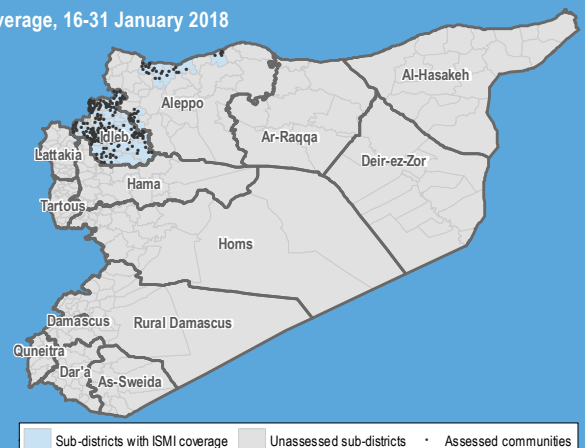
The IDP Situation Monitoring Initiative (ISMI) is an initiative of the Camp Coordination and Camp Management (CCCM) Cluster, implemented by REACH and supported by cluster members.

Following a baseline assessment conducted at the end of 2016, weekly/bi-weekly data collection cycles were initiated. This factsheet presents an overview of reported inward and outward movements of IDPs from 16 to 31 January 2018. Such displacements were reported in 257 communities in sub-districts monitored by ISMI. The coverage map in this section shows the sub-districts that were monitored for the most recent round of data collection, as well as the communities reporting movements. ISMI monitoring coverage varies over time depending on access.

Displacements are identified through an extensive key informant (KI) network, either from alerts initiated by KIs or from follow-up by enumerators. At least two KIs are interviewed in each assessed community, and collected information is further triangulated through other sources, including CCCM member data and humanitarian updates. This approach allows for regular updates on IDP movements at the community level across sub-districts monitored by ISMI in north-west Syria.

The data used for this product was collected, triangulated and verified based on submissions from ISMI's network and select CCCM cluster members following the ISMI methodology. Due to differences in methodology and coverage, figures presented in this output may differ from official CCCM Cluster or UNHCR data. All data is for humanitarian use only.

Coverage, 16-31 January 2018



Idleb

Communities assessed: 213
 Total IDP arrivals: 71,784
 Total IDP departures: 67,253
 Total SR arrivals: 2,411

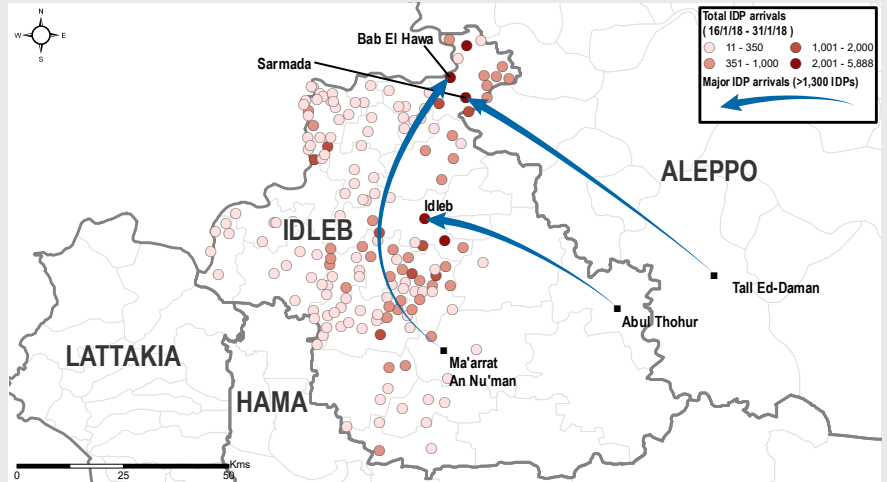
Vulnerable groups among IDP arrivals:³



Top 3 shelter types of IDP arrivals:

- (1) Solid/finished house 23,034 IDPs
- (2) Managed camp 16,557 IDPs
- (3) Individual tent 10,554 IDPs

Major IDP arrivals to communities in Idleb governorate²



IDP Arrivals

Sub-districts with most arrivals (# IDPs):

Dana	20,937
Idleb	13,053
Ariha	11,459
Salqin	6,154
Ehsem	5,212

Last sub-district of departure of arrivals (# IDPs):

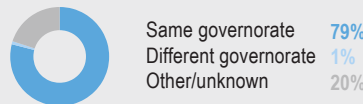
Ma'arrat An Nu'man	17,925
Abul Thohur	16,016
Saraqab	10,705
Sanjar	8,055
Tall Ed-daman	6,806

IDP Departures⁴

Sub-districts with most departures (# IDPs):

Abul Thohur	42,168
Saraqab	9,212
Sanjar	7,623
Khan Shaykun	2,708
Ma'arrat An Nu'man	2,076

Intended destinations of departures:



SR Arrivals

Sub-districts with most SR arrivals:

Ma'arrat An Nu'man	1,140
Khan Shaykun	701
Mhambal	285
Heish	285

SRs to former homes:⁵

Ma'arrat An Nu'man	1,140
Khan Shaykun	564
Heish	285
Mhambal	199

Aleppo

Communities assessed: 44
 Total IDP arrivals: 15,050
 Total IDP departures: 9,686
 Total SR arrivals: 269

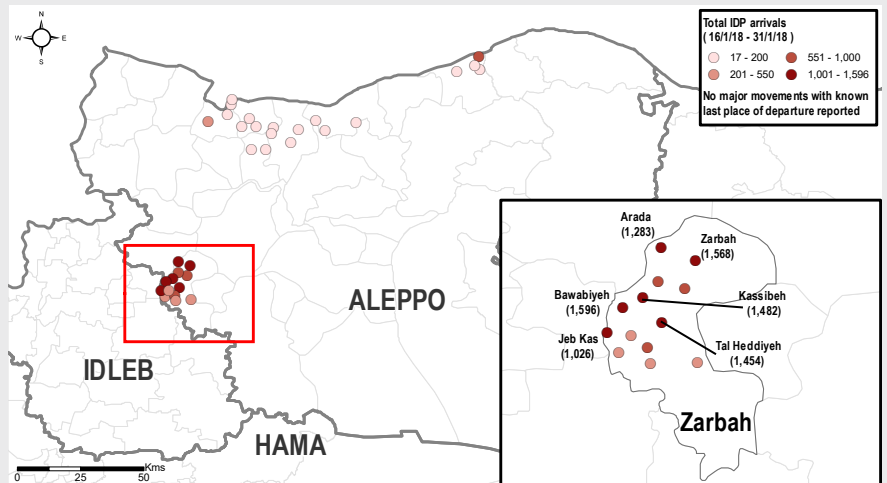
Vulnerable groups among IDP arrivals:³



Top 3 shelter types of IDP arrivals:

- (1) Unfinished/damaged building 5,953 IDPs
- (2) Solid/finished house 4,537 IDPs
- (3) Individual tent 1,123 IDPs

Major IDP arrivals to communities in Aleppo governorate²



IDP Arrivals

Sub-districts with most arrivals (# IDPs):

Zarbah	12,628
Jarablus	805
A'zaz	627
Suran	429
Aghtrin	428

Last sub-district of departure of arrivals (# IDPs):

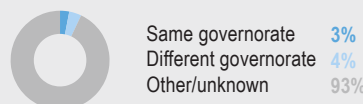
A'zaz	485
Abul Thohur	285
Menbij	194
Jarablus	154
Idleb	34

IDP Departures⁴

Sub-districts with most departures (# IDPs):

A'zaz	8,820
Jarablus	780
Aghtrin	86

Intended destinations of departures:



SR Arrivals

Sub-districts with most SR arrivals:

Jarablus	154
A'zaz	86
Aghtrin	29

SRs to former homes:⁵

Jarablus	153
A'zaz	85

² The community markers also account for camps/informal settlements when they are within close proximity to a community.

³ Vulnerable groups: ♀ Female-headed households/Women travelling alone ♂ Child-headed households/children travelling alone ♀ Orphans ♂ Elderly-headed households/Elderly travelling alone ♿ Disabled-headed households/Individuals with disabilities travelling alone.

⁴ IDP departure figures reflect aggregated departures of both IDP and host community populations.

⁵ The data presented in this graph is aggregated on sub-district level. Returns to former homes does not imply a planned, voluntary, safe, and sustainable way, such that the person returning can enjoy the full spectrum of rights and privileges afforded to them prior to their displacement.