



IDP Camp Profile - Mamilian

Ninewa, Iraq
January 2017

Management agency: BRHA
Manager/Focal point: Matin Abdulla Shaaban
Phone number: 7504072329
Email: Matinabdulla91@gmail.com
Registration actor: BRHA

Summary

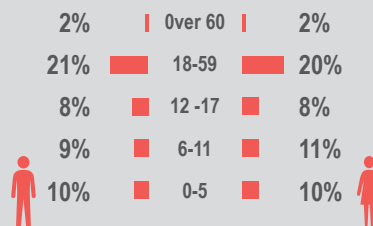
This profile provides an overview of conditions in Mamilian camp. Primary data was collected through household surveys on 11-01-2017. Households were randomly sampled to a 95% confidence and 10% margin of error, based on population figures provided by CCCM. In some cases, additional information from camp managers has been used to support findings. Round VI of data collection was in August 2016

Camp Overview

of individuals: 5,412
of households: 1,093
Date opened: 14-12-2014
Occupied number: 1,364
Ongoing extension: no
Planned capacity: 3,000
Camp area: 540,843m²

Demographics

49% male / 51% female


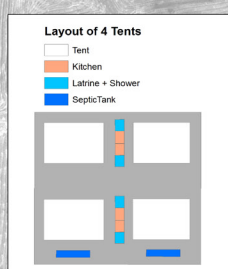


Location Map



IDP Camp Map - Mamilian

Lat. 36° 41' 22.434" N Long. 43° 47' 59" E



Sectoral Minimum Standards

		Target	Previous Round	Current Round	Achievement
Education	% of children aged 6-11 attending formal school	100%	62%	79%	●
	% of children aged 12-17 attending formal school	100%	60%	37%	●
Food	% of households accessed Family Food Parcel or equivalent in the past month	100%	99%	96%	●
Health	Health services are available on-site or within walking distance	Yes	Yes	Yes	●
CCCM	Average open area per household	min. 30m ²	233m ²	177m ²	●
Protection	% of IDPs registered on an individual basis (MODM/DDM)	100%	100%	94%	●
Shelter	Average covered area per person	min. 3.5m ²	3.7m ²	3.7m ²	●
	Average number of individuals per shelter	max.5	4	4	●
WASH	# of persons per latrine	max. 20	4	2	●
	# of persons per shower	max. 20	9	2	●
	Frequency of solid waste disposal at least weekly	Min. weekly	Yes	Yes	●

Targets based on minimum standards agreed with the CCCM Cluster, Iraq. Findings based on household-level data, enumerator field observations, and camp management documentation
● Minimum standard reached, ● More than 50% minimum standard reached, ● Less than 50% of minimum standard reached or not at all





IDP Camp Profile - Mamilian

Ninewa, Iraq
January 2017

Management agency: BRHA
Manager/Focal point: Matin Abdulla Shaaban
Phone number: 7504072329
Email: Matinabdulla91@gmail.com
Registration actor: BRHA

Shelter

Top observed shelter type

Tent 100%

Top reported needed shelter items

Timber 77%

Sun shading net 70%

Tarpaulin 59%

Top reported needed basic items

Blanket 93%

Mattresses 81%

Cooker 49%

Top reported needed winter item

Kerosene 44%

Top reported needed summer item

Rechargeable fan 82%

Food Security

Reported access to food assistance

96% accessed food assistance in past month

77% received Public Distribution System (PDS) in past month

Top three food consumption coping strategies

Cheaper 58%

Borrowed 21%

Smaller meals 13%

WASH

Latrines and showers

0% reported public or communal latrines

0% public/communal latrines lockable from the inside

0% public/communal latrines with functioning lighting

Top three reported methods of waste removal

Collected 100%

n/a n/a

n/a n/a

Reported drinking water sources

0% connection inside the home to collective water storage

100% connection inside the home to private water storage

0% communal water tap outside the shelter

Access to water

1% reported 24 consecutive hours without access to water in the past month

Community Organisation

IDP committees

100% reported awareness of IDP committee(s)

Complaints mechanism

9% made a complaint about conditions or assistance

Protection

Family Separation

0% reported hosting unaccompanied or separated minors

1% reported that other family members intended to join them

Vulnerable groups

Pregnant / lactating women 20%

Chronically ill individual(s) 6%

Disabled individual(s) 5%

Female headed households 5%

Intentions

28% planned to move to a different location in next 3 months

Restrictions

100% reported being able to leave the camp temporarily (e.g. to go to the market, for livelihood opportunities)

Livelihoods

34% reported as being economically inactive

Top three income sources*:

No livelihood 34%

Humanitarian aid 26%

Public security official 11%

*Households were asked to select all income sources within household.

Top three reported livelihood coping strategies

Debt 49%

Sold assistance 48%

Spent savings 34%