

OVERALL FINDINGS: 22-28 May

- 162 out of 1,183 ISMI-covered communities in Aleppo, Ar-Raqqa, Deir-ez-Zor, Hama, Homs and Idleb governorates experienced inward or outward movement of IDPs:
 - 30,802 IDP arrivals
 - 9,874 IDP departures
- Evacuations continued from the Homs neighbourhood of Wa'er and the Damascus neighbourhoods of Qaboun and Barzeh. This has led to arrivals mostly to Idleb city and communities in Jarablus and Al Bab sub-districts in Aleppo governorate.
- Displacement from Ar-Raqqa governorate, where conflict has been ongoing, continued this week, with 5,391 IDP arrivals from Ar-Raqqa sub-district reported across ISMI-covered communities.

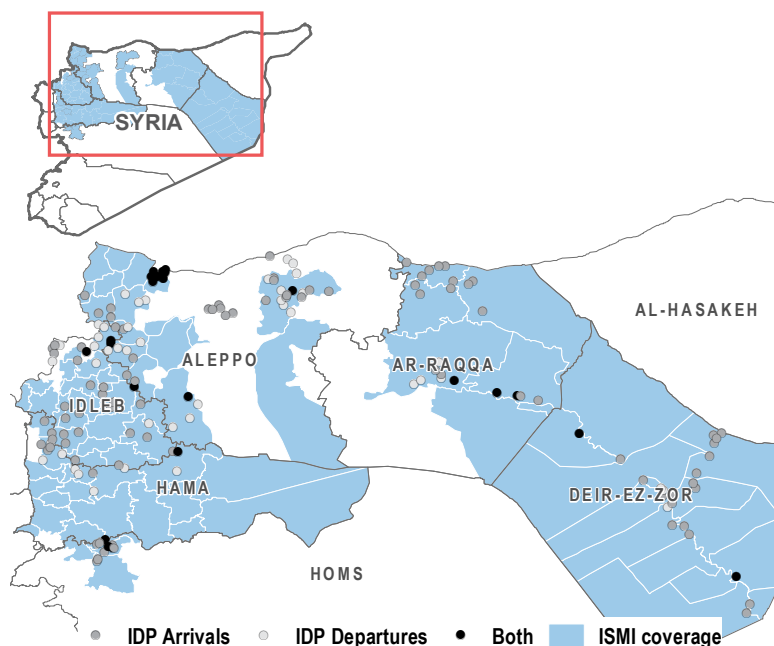


Table 1: Recorded IDP arrivals to ISMI-covered communities, by governorate 22-28 May 2017

GOVERNORATE	IDP ARRIVALS						Change to last week	Last week Reported arrivals (# IDPs)	Week before Reported arrivals (# IDPs)
	Reported arrivals (#IDPs)	Communities with largest IDP arrivals (# IDPs)		Most common origins ¹ of IDP arrivals (# IDPs)					
Aleppo	17,285	Al Bab (6,840)	Zoghra (5,717)	Wa'er (8,838)	Ar-Raqqa (2,234)	↑	4,366	9,411	
Idleb	7,010	Idleb (4,002)	Hbit (1,365)	Wa'er (2,025)	Qaboun (582)	↓	8,871	3,241	
Ar-Raqqa	5,129	Amin (1,750)	Karama (750)	Ar-Raqqa (2,679)	Hamrat Balasim (600)	↓	7,866	22,902	
Deir-ez-Zor	751	Thiban (72)	Al Mayadin (72)	Al Mayadin (164)	Deir-Ez-Zor (137)	↑	388	452	
Hama	320	Dalleh (60)	Atshan (40)	Suran (40)	Jruh (36)	↓	577	503	
Homs	307	Ar-Rastan (140)	Dar Kabira (65)	Wa'er (261)	Ez Eldin (21)	↑	45	77	

Table 2: Recorded IDP departures from ISMI-covered communities, by governorate, 22-28 May 2017

GOVERNORATE	IDP DEPARTURES					Change to last week	Last week Reported departures (# IDPs)	Week before Reported departures (# IDPs)
	Reported departures (# IDPs)	Communities with largest IDP departures (# IDPs)		Most common destinations ² of IDP departures (# IDPs)				
Idleb	3,297	Atme Camp (912)	Maaret Elekhwan (686)	Madiq Castle (495)	Kafr Oweid (342)	↓	3,779	3,023
Aleppo	3,101	A'zaz (560)	Menbij (546)	Al Bab (304)	Big Hmeimeh (182)	↓	3,834	2,843
Ar-Raqqa	2,941	Ar-Raqqa (2,130)	Western Sahlabiyeh (180)	Talet Elansar (330)	Ein Issa (270)	↓	9,391	6,479
Hama	285	Qirata (46)	Zor Abu Zeid (45)	Dana (52)	Kafr Zeita (42)	↑	126	180
Deir-ez-Zor	207	Hajin (70)	Jdid Ekeidat (42)	Shmeitiyeh (42)	Gharanij (35)	↑	125	139
Homs	43	Ar-Rastan (28)	Farhaniyeh (10)	Zafaraniya (28)	Talbiseh (5)	↓	127	162

¹ Location of origin refers to the most recent location from which IDPs have departed.

² The ISMI weekly displacement summary tracks only displacements which occur inside Syria.

AR-RAQQA GOVERNORATE

Recorded IDP arrivals

- 5,129 IDPs

% of arrivals from other governorates

- 1%

Most common shelter of newly arrived IDPs

- Hosted (2,521 IDPs)
- Individual tents (1,765 IDPs)

Recorded IDP departures

- 2,941 IDPs

% of departures to other governorates

- 2%

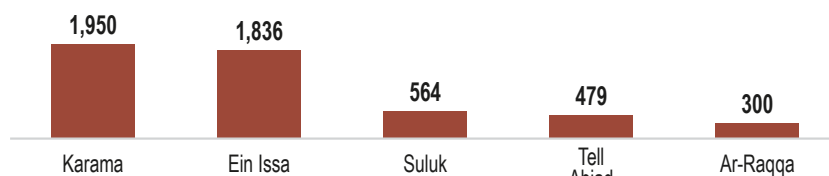
Most common reasons for IDPs leaving Ar-Raqqa communities

- Escalation of conflict

A total of 5,129 IDPs arrived in ISMI-covered communities in Ar-Raqqa governorate this week, almost entirely from within the governorate. The majority of arrivals were to Karama (1,950) and Ein Issa (1,836) sub-districts (Figure 1). Arrivals to Ein Issa sub-district were almost all to the community of Amin (1,750) and all from Ar-Raqqa sub-district, including 1,486 from Ar-Raqqa city. Arrivals to Karama sub-district were mostly to the communities of Karama (750) and Jdidet Kahit (600).

Meanwhile, a total of 2,941 IDPs were recorded departing ISMI-covered Ar-Raqqa communities this week, the vast majority of whom left communities in Ar-Raqqa sub-district (2,671). This included 2,130 departures from Ar-Raqqa city.

Figure 1: Ar-Raqqa sub-districts receiving the largest IDP arrivals (# IDPs)



Map 1: Major displacement in Aleppo and Ar-Raqqa governorates

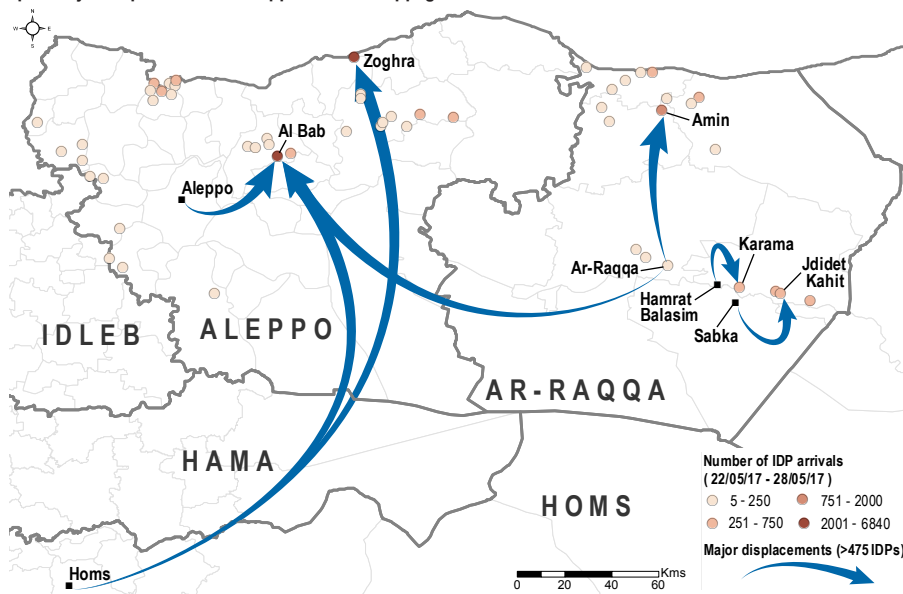


Figure 2: Most common sub-districts of origin of arrivals¹ (# IDPs)

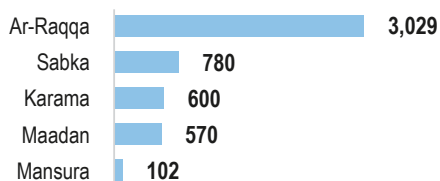
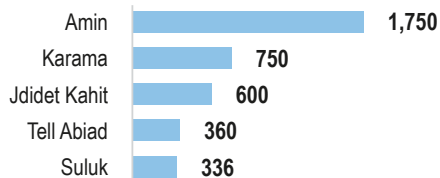


Figure 3: Five ISMI-covered communities receiving largest IDP arrivals (# IDPs)



ALEPPO GOVERNORATE

Over the past week, a total of 17,285 IDPs arrived in ISMI-covered areas in Aleppo governorate. More than half of arrivals (8,838) were from the Wa'er neighbourhood of Homs city, where evacuations have been taking place since April 2017. Arrivals from Wa'er were most commonly reported in Zoghra community in Jarablus sub-district (5,717) and Al Bab city (2,736). In addition, large IDP arrivals from the cities of Ar-Raqqa (2,052) and Aleppo (1,368) were reported in Al Bab city.

Meanwhile, a total of 3,101 IDPs were reported as departing ISMI-covered communities. As has been the case in past weeks, A'zaz (1,329) and Menbij (1,327) sub-districts saw the most departures, largely to destinations within the governorate.

Figure 4: Aleppo sub-districts receiving the largest IDP arrivals (# IDPs)




Figure 5: Five ISMI-covered communities receiving largest IDP arrivals (# IDPs)

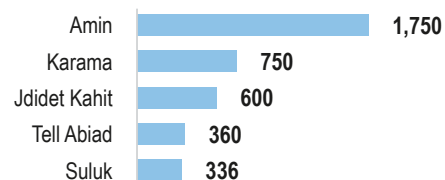
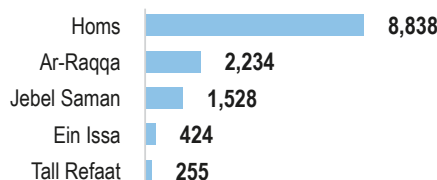


Figure 6: Five most common sub-districts of origin of arrivals² (# IDPs)



Recorded IDP arrivals

- 17,285 IDPs

% of arrivals from other governorates

- 67%

Most common shelter of newly arrived IDPs

- Camps (7,164 IDPs)
- Individual tents (1,015 IDPs)

Recorded IDP departures

- 3,101 IDPs

% of departures to other governorates

- 10%

Most common reasons for IDPs leaving Aleppo communities

- Reduced conflict in area of origin

¹ Location of origin refers to the most recent location from which IDPs have departed.

IDLEB GOVERNORATE

Recorded IDP arrivals

- 7,010 IDPs

% of arrivals from other governorates

- 91%

Most common shelter of newly arrived IDPs

- Rented/owned housing (4,502 IDPs)
- Hosted (1,188 IDPs)

Recorded IDP departures

- 3,297 IDPs

% of departures to other governorates

- 28%

Most common reasons for IDPs leaving Idleb communities

- Reduced conflict in area of origin

Figure 7: Idleb sub-districts receiving the largest IDP arrivals (# IDPs)

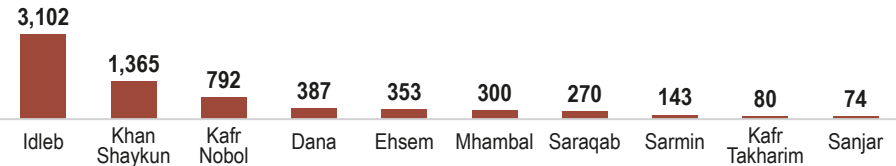


Figure 8: Five ISMI-covered communities receiving largest IDP arrivals (# IDPs)

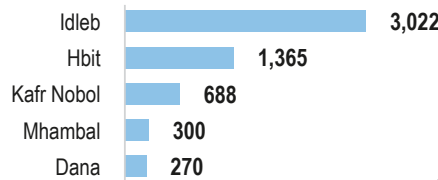
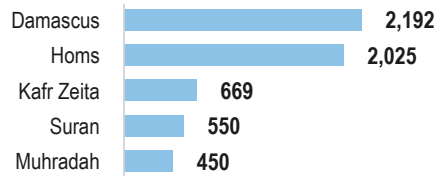


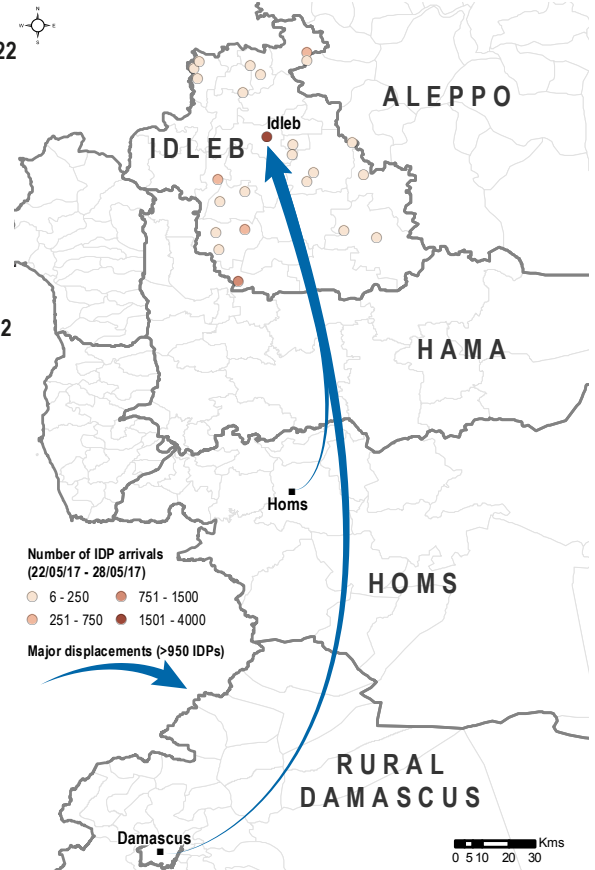
Figure 9: Five most common sub-districts origin of arrivals¹ (# IDPs)



Overall, 7,010 IDPs arrived in ISMI-covered communities in Idleb governorate over the past week, with most arriving as part of evacuations from neighbourhoods of Damascus (2,192) and Homs (2,025) cities (Figure 9). The largest number of arrivals from both cities was reported in Idleb city (3,022), where 1,866 IDPs arrived from Homs and 1,156 from Damascus. In addition, 1,365 IDPs arrived in the community of Hbit in Khan Shaykun sub-district, mostly from Suran (550) and Muhradah (450) sub-districts in Hama governorate.

Simultaneously, 3,297 IDPs departed ISMI-covered communities this week, with most leaving for destinations within the governorate. The vast majority of departures were from Dana sub-district, from which 2,452 IDPs left, most commonly intending to travel to Kafr Nobol (862) and Jisr-Ash-Shugur (240) sub-districts within Idleb governorate, and Madiq Castle sub-district (495) in Hama governorate.

Map 2: Major displacement into Idleb governorate



DEIR-EZ-ZOR GOVERNORATE

Recorded IDP arrivals

- 751 IDPs

% of arrivals from other governorates

- 26%

Most common shelter of newly arrived IDPs

- Hosted (455 IDPs)
- Rented/owned housing (260 IDPs)

Recorded IDP departures

- 207 IDPs

% of departures to other governorates

- 0%

Most common reasons for IDPs leaving Deir-ez-Zor communities

- Escalation of conflict

A total of 751 IDP arrivals were recorded in ISMI-covered communities in Deir-ez-Zor in the past week, with Sur (171) and Basira (143) sub-districts receiving the highest numbers of arrivals. Nearly half of all arrivals came from the communities of Al Mayadin (164) and Deir-Ez-Zor (137).

Meanwhile, 207 IDPs left ISMI-covered communities, all intending to travel to sub-districts within the governorate, with escalation of conflict reported as the main reasons for their departure.

Figure 10: Deir-ez-Zor sub-districts receiving the largest IDP arrivals (# IDPs)

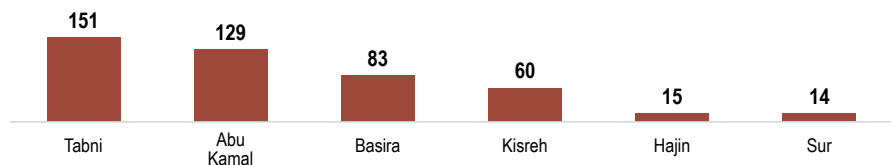
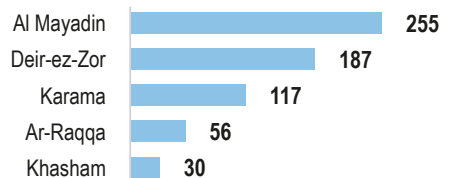


Figure 11: Five ISMI-covered communities receiving largest IDP arrivals (# IDPs)



Figure 12: Five most common sub-districts of origin of arrivals² (# IDPs)



¹ Location of origin refers to the most recent location from which IDPs have departed.

HAMA GOVERNORATE

In total, 320 IDPs arrived in ISMI-covered communities in Hama, with over 60% travelling from within the governorate. Madiq Castle (90) and Hamra (90) sub-districts received the highest number of IDP arrivals.

In addition, 285 IDPs departed ISMI-covered Hama communities, including Qirata (46), Zor Abu Zeid (45), and Um Hartein (40) sub-districts. Loss of income was the primary reported reason for leaving communities in Hama governorate.

Figure 13: Hama sub-districts receiving IDP arrivals (# IDPs)

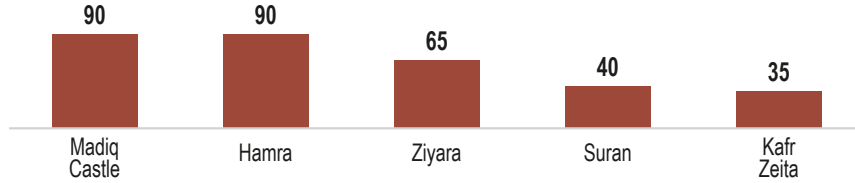


Figure 14: Six ISMI-covered communities receiving largest IDP arrivals (# IDPs)

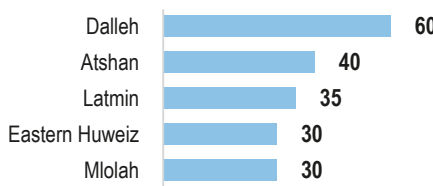


Figure 15: Five most common sub-districts of origin of arrivals¹ (# IDPs)



Recorded IDP arrivals

- 320 IDPs

% of arrivals from other governorates

- 39%

Most common shelter of newly arrived IDPs

- Hosted (130 IDPs)
- Rented/owned housing (123 IDPs)

Recorded IDP departures

- 285 IDPs

% of departures to other governorates

- 49%

Most common reasons for IDPs leaving Hama communities

- Loss of income

HOMS GOVERNORATE

Overall, 307 IDPs arrived in ISMI-covered communities in Homs governorate. All IDPs originated from within the governorate, arriving in Ar-Rastan (145), Talbiseh (87) and Homs (75) sub-districts.

Additionally, 43 IDPs left ISMI-covered communities in Homs governorate over the past week, departing from the communities of Ar-Rastan (28), Farhaniyeh (10) and Makrumiyeh (5).

Figure 16: Homs sub-districts receiving IDP arrivals (# IDPs)

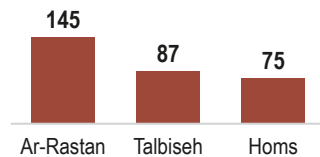


Figure 17: Five ISMI-covered communities receiving largest IDP arrivals (# IDPs)

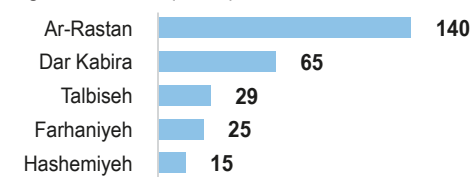
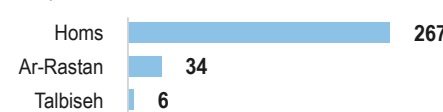


Figure 18: Sub-districts of origin of arrivals³ (# IDPs)



Recorded IDP arrivals

- 307 IDPs

% of arrivals from other governorates

- 0%

Most common shelter of newly arrived IDPs

- Rented/owned housing (293 IDPs)
- Hosted (14 IDPs)

Recorded IDP departures

- 43 IDPs

% of departures to other governorates

- 23%

Most common reasons for IDPs leaving Homs communities

- Family reunification elsewhere

¹ Location of origin refers to the most recent location from which IDPs have departed.

About ISMI & This Factsheet

The IDP Situation Monitoring Initiative (ISMI) is an initiative of the Camp Coordination and Camp Management (CCCM) Cluster, implemented by REACH and supported by Syria Relief Network (SRN) and other cluster members.

Following a baseline assessment conducted between 23 October and 21 November 2016, weekly data collection cycles have been initiated to provide regular updates on IDP movements. Based on 1,183 communities in the governorates of Aleppo, Ar-Raqqa, Deir-ez-Zor, Hama, Homs and Idleb during the baseline, this factsheet presents a summary of reported inward and outward movements of IDPs. **From 22-28 May 2017, such displacements were reported in 162 communities out of all ISMI-covered communities.**

Displacement was identified through an extensive key informant (KI) network, either through alert initiated by KIs or follow-up by enumerators. A range of 2-3 KIs were interviewed in each community, while collected information was further triangulated through other sources, including CCCM member data and humanitarian updates. This approach allows for regular updates on IDP movements at a community level across ISMI coverage areas. However, movement updates are limited to areas covered by ISMI and there are, therefore, displacements that are not reported here.

An initiative of



CCCM CLUSTER
SUPPORTING DISPLACED COMMUNITIES
www.cccmcluster.org

Feedback: CCCM Cluster
Northern Syria

Email: syria.cross.border.info@cccmcluster.org,
Info: <http://www.globalccmcluster.org>,
<https://www.humanitarianresponse.info>

Implemented by



REACH Informing more effective humanitarian action



شبكة إغاثة سوريا
Syria Relief Network