

## Introduction

This multi-sectoral needs assessment is part of a monthly data collection exercise which aims to gather information about needs and the humanitarian situation inside Syria. The factsheets present information collected in May 2018, referring to the situation in April 2018.

These factsheets present information at the community level for six sub districts in Harim district in Idleb governorate. Selected key indicators for the following sectors are included in the factsheets: displacement, shelter, non-food items (NFIs), health, food security, water sanitation and hygiene (WASH) and education. The factsheets do not cover the entire range of indicators gathered in the questionnaire.


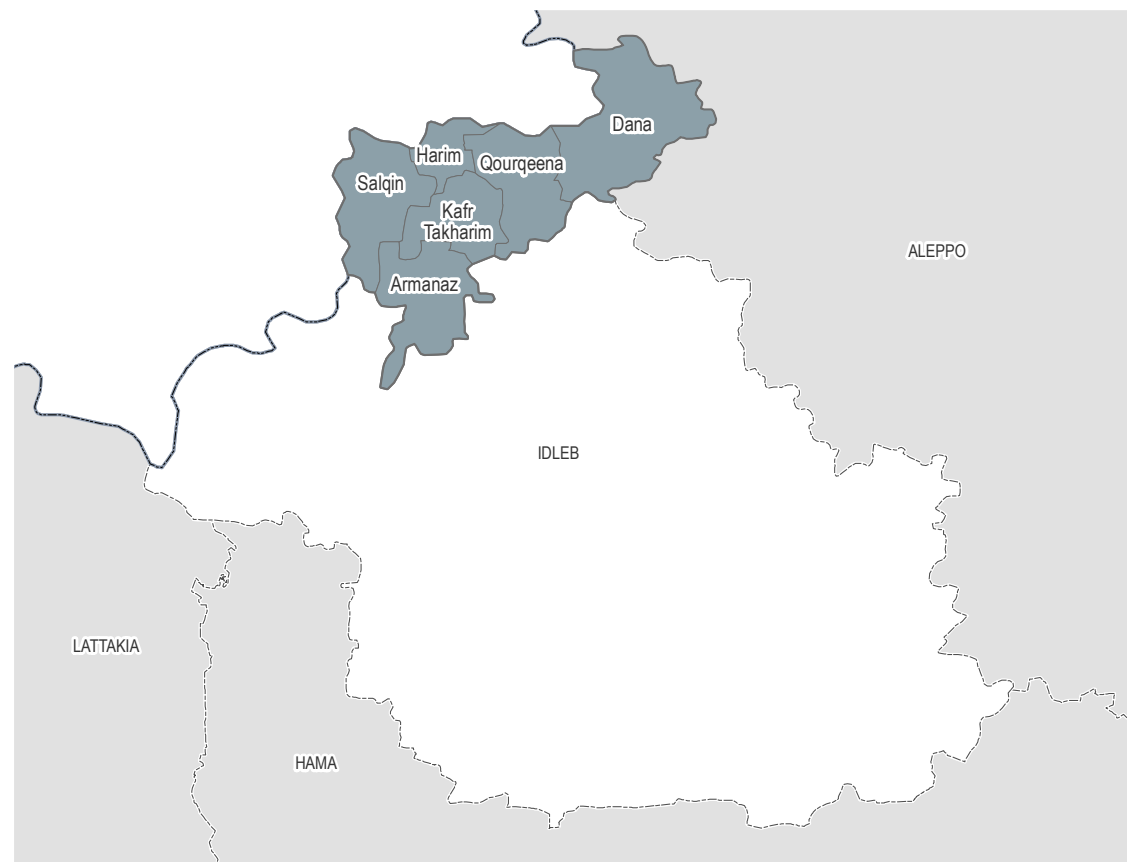
For full visualisation of all indicators collected, please see the SIMAWG Needs Identification Dynamic Reporting Tool, available here: <https://reach3.cern.ch/simawg/Default.aspx>.

## Methodology and limitations

These findings are based on data collected directly (in Turkey) from Key Informants (KIs) residing in the communities assessed.

Information was collected from KIs in 88 communities in 6 sub districts of Idleb governorate. For each question asked, confidence levels were assigned based on the KIs area of expertise and knowledge of the sector-specific situation.

For a full description of the methodology, please see the Terms of Reference, available on the [REACH Resource Centre](#).



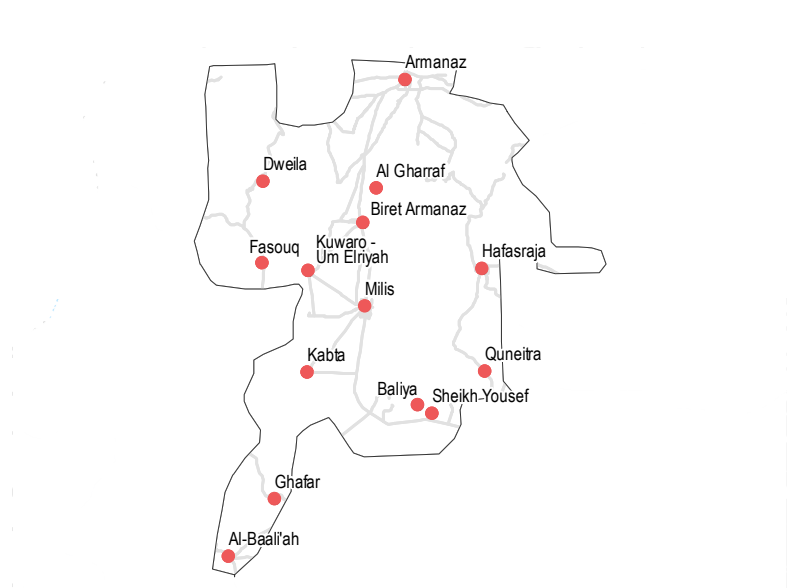
PDF: click on a sub-district name to directly access the relevant factsheet

### Displacement

- % of pre-conflict population remaining
- % of population that are female
- % of female-headed households
- IDPs living in village
- New IDP arrivals
- Returnees

Community	% of pre-conflict population remaining	% of population that are female	% of female-headed households	IDPs living in village	New IDP arrivals	Returnees
<b>Al Gharraf</b>	51-75%	26-50%	1-25%	Yes	No	No
<b>Al Baali'ah</b>	76-100%	26-50%	1-25%	Yes	Yes	No
<b>Armanaz</b>	76-100%	26-50%	1-25%	Yes	Yes	No
<b>Baliya</b>	76-100%	26-50%	1-25%	Yes	No	No
<b>Biret Armanaz</b>	76-100%	26-50%	1-25%	Yes	No info	No

• 14/14 communities assessed (9 communities are shown on the next two factsheets): Al Gharraf, Al Baali'ah, Armanaz, Baliya, Biret Armanaz



### Shelter

- Independent apartment or house
- Shared apartment or house
- Unfinished apartment or house
- Tent
- Private space not for shelter
- Cave/natural shelter
- Collective public space not for shelter
- No IDPs
- No information
- Min - Max: rent paid per room (where known)

Community	Most common shelter	Min - Max: rent paid per room (where known)
<b>Al Gharraf</b>	Independent apartment or house	3000 - 5000 SYP
<b>Al Baali'ah</b>	Independent apartment or house	9000 - 10000 SYP
<b>Armanaz</b>	Independent apartment or house	3000 - 4000 SYP
<b>Baliya</b>	Independent apartment or house	5000 - 7000 SYP
<b>Biret Armanaz</b>	Independent apartment or house	5000 - 7000 SYP

### Livelihoods

- Most common sources of income
- Most common strategies used to cope with lack of income / resources

Community	Most common sources of income	Most common strategies used to cope with lack of income / resources
<b>Al Gharraf</b>	Daily employment Farm owning Business/trade	No info
<b>Al Baali'ah</b>	Daily employment Sale of household assets Farm owning	Borrowing from family/friends
<b>Armanaz</b>	Daily employment Farm owning Business/trade	Children sent to work/beg
<b>Baliya</b>	Daily employment Farm owning	No info
<b>Biret Armanaz</b>	Stable employment Daily employment Farm owning	No info

### NFIs

Community	Most common electricity source	Fuel Prices (SYP)*	NFI Prices (SYP)*
<b>Al Gharraf</b>	Generator	B 7200 SYP, C N/A, D 225 SYP, F 60000 SYP	Cement (50kg), Floor mat (3*4m), Plastic tarpaulin (1m <sup>2</sup> ), Tent (5 persons)
<b>Baliya</b>	Generator	B 7200 SYP, C 100 SYP, D 200 SYP, F 65000 SYP	Butane (cannister), Coal (1kg), Diesel (1 litre), Firewood (1 tonne)
<b>Al Baali'ah</b>	Generator	B 9000 SYP, C N/A, D 220 SYP, F 55000 SYP	Cement (50kg), Floor mat (3*4m), Plastic tarpaulin (1m <sup>2</sup> ), Tent (5 persons)
<b>Biret Armanaz</b>	Generator	B 7000 SYP, C 100 SYP, D 220 SYP, F 65000 SYP	Butane (cannister), Coal (1kg), Diesel (1 litre), Firewood (1 tonne)
<b>Armanaz</b>	Generator	B 7000 SYP, C 250 SYP, D 250 SYP, F 45000 SYP	Cement (50kg), Floor mat (3*4m), Plastic tarpaulin (1m <sup>2</sup> ), Tent (5 persons)

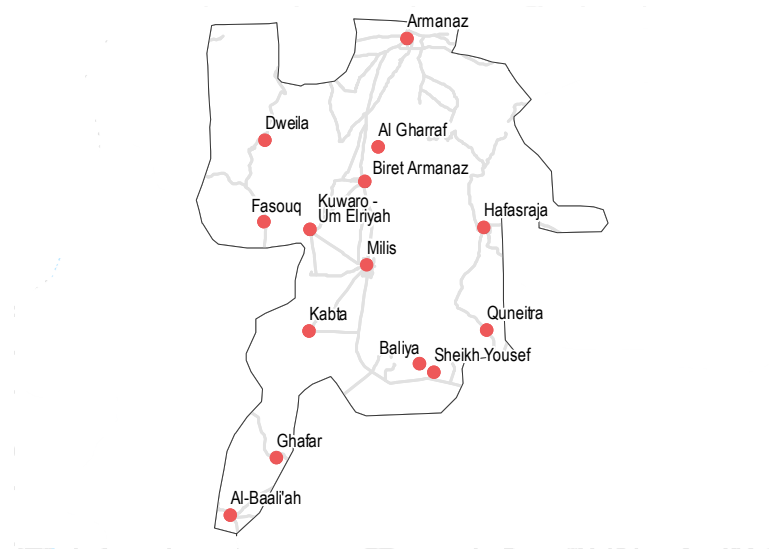
- Most common electricity source
- Main network
- Generator
- No source
- Solar alternative
- Batteries
- No information
- Fuel Prices (SYP)\***
- B** Butane (cannister)
- C** Coal (1kg)
- D** Diesel (1 litre)
- F** Firewood (1 tonne)
- NFI Prices (SYP)\***
- Cement (50kg)
- Floor mat (3\*4m)
- Plastic tarpaulin (1m<sup>2</sup>)
- Tent (5 persons)
- NA: not available for purchase
- Most common strategies used to cope with a lack of fuel

### WASH

- Most common water source**
- Water is safe to drink
  - Water tastes/smells bad
  - People sick after drinking
  - No information
- Sufficiency of available water to meet household needs**
- Sufficient
  - Insufficient
  - No information
- Most common method of garbage disposal**
- Disposed at designated site

- Al Gharraf**
- Water trucking
  - Left in street / public area
- Al Baali'ah**
- Water trucking
  - Left in street / public area
- Armanaz**
- Network
  - Disposed at designated site
- Baliya**
- Network
  - Disposed at designated site
- Biret Armanaz**
- Network
  - Disposed at designated site

14/14 communities assessed (9 communities are shown on the next two factsheets): Al Gharraf, Al Baali'ah, Armanaz, Baliya, Biret Armanaz



### Education

- Status of primary schools in village**
- Functioning
  - Not functioning
  - Not available
  - No information
- Barriers to accessing education services**
- No facilities in the area
  - High cost of transportation
  - Lack of transportation
  - Security concerns around entering facilities
  - No difficulties reported

- Armanaz**  
Most children accessed education
- Baliya**  
Most children accessed education
- Biret Armanaz**  
Most children accessed education

**Al Gharraf**  
Most children accessed education

**Al Baali'ah**  
Most children accessed education

### Health

- Most common health problems**
- Disabilities
  - Skin diseases
  - Communicable diseases
- Most common barriers to accessing healthcare**
- No facilities in the area

Community	Most common health problems	Most common barriers to accessing healthcare
Al Gharraf	Disabilities Skin diseases Communicable diseases	No facilities in the area
Al Baali'ah	Skin diseases Communicable diseases Severe diseases affecting those aged less than 5	High cost of transportation Lack of transportation Security concerns around entering facilities
Armanaz	Injuries Acute respiratory infections Severe diseases affecting those aged less than 5	No difficulties reported
Baliya	Skin diseases Communicable diseases Chronic diseases	No facilities in the area
Biret Armanaz	Skin diseases Communicable diseases	No facilities in the area

### Food Security

- Al Gharraf**
- Bread: 135 SYP
  - Rice: 320 SYP
  - Lentils: 250 SYP
  - Sugar: 290 SYP
  - Cooking oil: 500 SYP
  - Public bakeries
  - No difficulties reported
- Al Baali'ah**
- Bread: 115 SYP
  - Rice: 300 SYP
  - Lentils: 400 SYP
  - Sugar: 325 SYP
  - Cooking oil: 500 SYP
  - Public bakeries
  - No difficulties reported
  - Private bakeries unavailable
- Armanaz**
- Bread: 150 SYP
  - Rice: 500 SYP
  - Lentils: 350 SYP
  - Sugar: 200 SYP
  - Cooking oil: 600 SYP
  - Public bakeries
  - No difficulties reported
- Baliya**
- Bread: no info
  - Rice: 300 SYP
  - Lentils: 250 SYP
  - Sugar: 300 SYP
  - Cooking oil: 500 SYP
  - Shops
  - No difficulties reported
- Biret Armanaz**
- Bread: 125 SYP
  - Rice: 300 SYP
  - Lentils: 280 SYP
  - Sugar: 300 SYP
  - Cooking oil: 500 SYP
  - Public bakeries
  - No difficulties reported

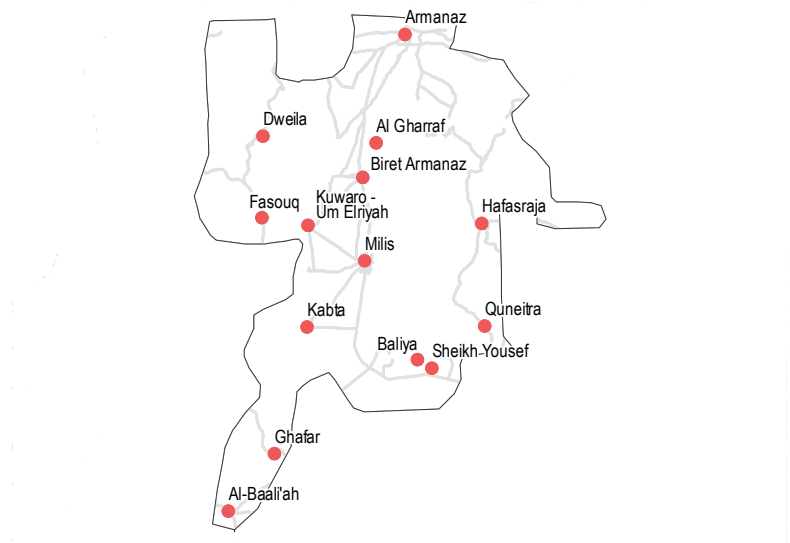
- Main challenges to obtaining food**
- No challenges
  - Some foods unavailable
  - Local production decreased
  - Lack of access to markets
  - Some foods expensive
  - Lack of resources to buy food
  - Lack of access to fuel
  - Cooking fuel unavailable
  - No information
- Bread (public): 1 pack**  
**Rice: 1kg**  
**Lentils: 1kg**  
**Sugar: 1kg**  
**Cooking oil: 1 litre**
- Access to bread**
- Most common source of bread
  - Most common barriers to accessing bread
  - Number of days, per month, where bread from private bakeries was unavailable

### Displacement

- % of pre-conflict population remaining
- % of population that are female
- % of female-headed households
- IDPs living in village
- New IDP arrivals
- Returnees

Community	% of pre-conflict population remaining	% of population that are female	% of female-headed households	IDPs living in village	New IDP arrivals	Returnees
<b>Dweila</b>	76-100%	26-50%	1-25%	Yes	No	No
<b>Fasouq</b>	76-100%	26-50%	1-25%	Yes	No info	No
<b>Ghafar</b>	76-100%	26-50%	1-25%	Yes	No	No
<b>Hafasraja</b>	76-100%	26-50%	1-25%	Yes	No	No
<b>Kabta</b>	76-100%	26-50%	1-25%	Yes	Yes	No

• 14/14 communities assessed (5 communities are shown on the previous factsheet, 4 communities are shown on the next factsheet): Dweila, Fasouq, Ghafar, Hafasraja, Kabta



### Shelter

- Independent apartment or house
- Shared apartment or house
- Unfinished apartment or house
- Tent
- Private space not for shelter
- Cave/natural shelter
- Collective public space not for shelter
- No IDPs
- No information
- Min - Max: rent paid per room (where known)

Community	NDPs	IDPs
<b>Dweila</b>		
<b>Hafasraja</b>		
<b>Fasouq</b>		
<b>Kabta</b>		
<b>Ghafar</b>		

7000 - 8000 SYP  
 10000 - 12000 SYP  
 3000 - 4500 SYP  
 20000 - 25000 SYP  
 10000 - 12000 SYP

### Livelihoods

- Most common sources of income
- Most common strategies used to cope with lack of income / resources

Community	Most common sources of income	Most common strategies used to cope with lack of income / resources
<b>Dweila</b>	Daily employment Sale of household assets Farm owning	Borrowing from family/friends
<b>Fasouq</b>	Daily employment Farm owning	No info
<b>Ghafar</b>	Daily employment High risk/illegal work	Borrowing from family/friends
<b>Hafasraja</b>	Daily employment Farm owning Business/trade	Borrowing from family/friends
<b>Kabta</b>	Daily employment Farm owning	No info

### NFIs

Community	B	C	D	F
<b>Dweila</b>	NA	NA	225 SYP	50000 SYP
<b>Hafasraja</b>	9000 SYP	NA	220 SYP	60000 SYP
<b>Fasouq</b>	7500 SYP	NA	225 SYP	65000 SYP
<b>Kabta</b>	7000 SYP	100 SYP	225 SYP	65000 SYP
<b>Ghafar</b>	9000 SYP	NA	220 SYP	55000 SYP

NA: not available for purchase

- Most common electricity source
- Main network
- Generator
- No source
- Solar alternative
- Batteries
- No information
- Fuel Prices (SYP)\*
- B** Butane (cannister)
- C** Coal (1kg)
- D** Diesel (1 litre)
- F** Firewood (1 tonne)
- NFI Prices (SYP)\*
- Cement (50kg)
- Floor mat (3\*4m)
- Plastic tarpaulin (1m<sup>2</sup>)
- Tent (5 persons)
- NA: not available for purchase
- Most common strategies used to cope with a lack of fuel

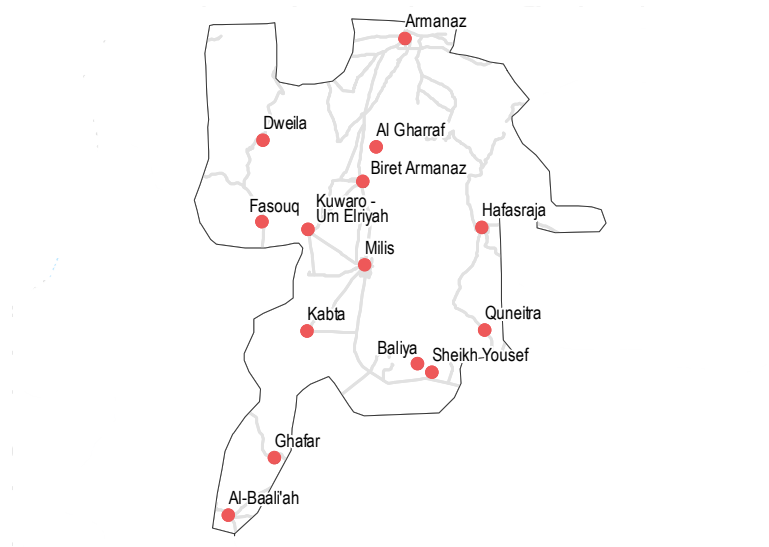
Community	Most common strategies used to cope with a lack of fuel
<b>Dweila</b>	No lack of fuel
<b>Fasouq</b>	No lack of fuel
<b>Hafasraja</b>	No lack of fuel
<b>Ghafar</b>	No lack of fuel
<b>Kabta</b>	No lack of fuel

### WASH

- Most common water source**
- Water is safe to drink
  - Water tastes/smells bad
  - People sick after drinking
  - No information
- Sufficiency of available water to meet household needs**
- Sufficient
  - Insufficient
  - No information
- Most common method of garbage disposal**
- Left in street / public area
  - Disposed at designated site
  - Private paid collection

- Dweila**
- Rainwater
  - Left in street / public area
- Fasouq**
- Water trucking
  - Disposed at designated site
- Ghafar**
- Water trucking
  - Left in street / public area
- Hafasraja**
- Water trucking
  - Private paid collection
- Kabta**
- Water trucking
  - Disposed at designated site

14/14 communities assessed (5 communities are shown on the previous factsheet, 4 communities are shown on the next factsheet): Dweila, Fasouq, Ghafar, Hafasraja, Kabta



### Education

- Status of primary schools in village**
- Functioning
  - Not functioning
  - Not available
  - No information
- Barriers to accessing education services**
- High cost of transportation
  - Lack of transportation

- Ghafar**  
Most children accessed education
- Hafasraja**  
Most children accessed education
- Dweila**  
Most children accessed education
- Kabta**  
Most children accessed education

**Fasouq**  
Most children accessed education

### Health

	Most common health problems	Most common barriers to accessing healthcare
<b>Dweila</b>	Communicable diseases Chronic diseases Pregnancy related diseases	High cost of transportation Lack of transportation
<b>Fasouq</b>	Skin diseases Communicable diseases	No facilities in the area
<b>Ghafar</b>	Skin diseases Communicable diseases Severe diseases affecting those aged less than 5	Family not permitting travel Services are too expensive
<b>Hafasraja</b>	Severe diseases affecting those aged less than 5	No difficulties reported
<b>Kabta</b>	Skin diseases Communicable diseases	No facilities in the area

### Food Security

- Dweila**
- Bread: 125 SYP
  - Rice: 200 SYP
  - Lentils: 400 SYP
  - Sugar: 350 SYP
  - Cooking oil: 550 SYP
- Public bakeries
  - No difficulties reported
  - Private bakeries unavailable
- Fasouq**
- Bread: no info
  - Rice: 300 SYP
  - Lentils: 250 SYP
  - Sugar: 300 SYP
  - Cooking oil: 600 SYP
- Shops
  - No difficulties reported
  - 0
- Ghafar**
- Bread: 120 SYP
  - Rice: 200 SYP
  - Lentils: 400 SYP
  - Sugar: 325 SYP
  - Cooking oil: 500 SYP
- Public bakeries
  - No difficulties reported
  - Private bakeries unavailable
- Hafasraja**
- Bread: 120 SYP
  - Rice: 300 SYP
  - Lentils: 400 SYP
  - Sugar: 325 SYP
  - Cooking oil: 500 SYP
- Public bakeries
  - No difficulties reported
  - Private bakeries unavailable
- Kabta**
- Bread: 125 SYP
  - Rice: 300 SYP
  - Lentils: 250 SYP
  - Sugar: 300 SYP
  - Cooking oil: 500 SYP
- Public bakeries
  - No difficulties reported
  - Private bakeries unavailable

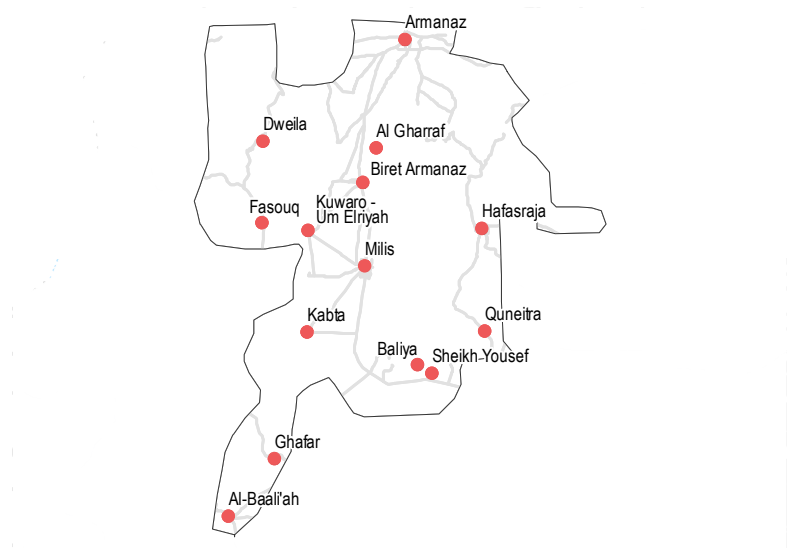
- Main challenges to obtaining food**
- No challenges
  - Some foods unavailable
  - Local production decreased
  - Lack of access to markets
  - Some foods expensive
  - Lack of resources to buy food
  - Lack of access to fuel
  - Cooking fuel unavailable
  - No information
- Bread (public): 1 pack**  
**Rice: 1kg**  
**Lentils: 1 kg**  
**Sugar: 1kg**  
**Cooking oil: 1 litre**
- Access to bread**
- Most common source of bread
  - Most common barriers to accessing bread
  - Number of days, per month, where bread from private bakeries was unavailable

### Displacement

- % of pre-conflict population remaining
- % of population that are female
- % of female-headed households
- IDPs living in village
- New IDP arrivals
- Returnees

Community	% of pre-conflict population remaining	% of population that are female	% of female-headed households	IDPs living in village	New IDP arrivals	Returnees
<b>Kuwaro-Um Elriyah</b>	76-100%	26-50%	1-25%	Yes	No	No
<b>Milis</b>	76-100%	26-50%	1-25%	Yes	No	No
<b>Quneitra</b>	76-100%	26-50%	1-25%	Yes	No info	No
<b>Sheikh Yousef</b>	76-100%	26-50%	1-25%	Yes	Yes	No

• 14/14 communities assessed (10 communities are shown on the previous two factsheets): Kuwaro-Um Elriyah, Milis, Quneitra, Sheikh Yousef



### NFIs

Community	NA	B	C	D	F
<b>Kuwaro-Um Elriyah</b>	NA	NA	4200 SYP	800 SYP	25000 SYP
<b>Sheikh Yousef</b>	9000 SYP	1650 SYP	4500 SYP	225 SYP	800 SYP
<b>Milis</b>	7500 SYP	3200 SYP	250 SYP	400 SYP	45000 SYP
<b>Quneitra</b>	7200 SYP	1800 SYP	NA	1300 SYP	225 SYP
					500 SYP
					60000 SYP

- Most common electricity source
- Main network
  - Generator
  - No source
  - Solar alternative
  - Batteries
  - No information
- Fuel Prices (SYP)\*
- B** Butane (cannister)
  - C** Coal (1kg)
  - D** Diesel (1 litre)
  - F** Firewood (1 tonne)
- NFI Prices (SYP)\*
- Cement (50kg)
  - Floor mat (3\*4m)
  - Plastic tarpaulin (1m<sup>2</sup>)
  - Tent (5 persons)
- NA: not available for purchase

### Shelter

- Most common shelter
- Independent apartment or house
  - Shared apartment or house
  - Unfinished apartment or house
  - Tent
  - Private space not for shelter
  - Cave/natural shelter
  - Collective public space not for shelter
  - No IDPs
  - No information
- Min - Max: rent paid per room (where known)

Community	NDPs	IDPs
<b>Kuwaro-Um Elriyah</b>	8000 - 10000 SYP	8000 - 10000 SYP
<b>Sheikh Yousef</b>	9000 - 10000 SYP	9000 - 10000 SYP
<b>Milis</b>	3000 - 4000 SYP	3000 - 4000 SYP
<b>Quneitra</b>	3000 - 4000 SYP	No info

### Livelihoods

- Most common sources of income
- Most common strategies used to cope with lack of income / resources

Community	Most common sources of income	Most common strategies used to cope with lack of income / resources
<b>Kuwaro-Um Elriyah</b>	Daily employment Sale of household assets Farm owning	Borrowing from family/friends
<b>Milis</b>	Daily employment Farm owning Business/trade	Children sent to work/beg
<b>Quneitra</b>	Daily employment Farm owning	No info
<b>Sheikh Yousef</b>	Daily employment Sale of household assets Farm owning	Borrowing from family/friends

- Kuwaro-Um Elriyah**  
No lack of fuel
- Milis**  
No lack of fuel
- Quneitra**  
No lack of fuel
- Sheikh Yousef**  
No lack of fuel

### WASH

- Most common water source**
- Water is safe to drink
  - Water tastes/smells bad
  - People sick after drinking
  - No information
- Sufficiency of available water to meet household needs**
- Sufficient
  - Insufficient
  - No information
- Most common method of garbage disposal**
- Left in street / public area
  - Disposed at designated site
  - Private paid collection

#### Kuwaro-Um Elriyah

- Water trucking
- Left in street / public area

#### Milis

- Network
- Disposed at designated site

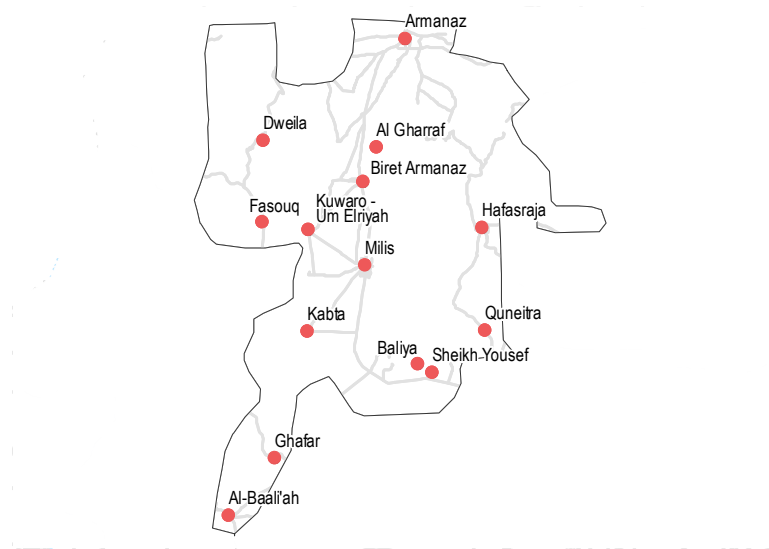
#### Quneitra

- Water trucking
- Disposed at designated site

#### Sheikh Yousef

- Water trucking
- Private paid collection

14/14 communities assessed (10 communities are shown on the previous two factsheets): Kuwaro-Um Elriyah, Milis, Quneitra, Sheikh Yousef



### Education

- Status of primary schools in village**
- Functioning
  - Not functioning
  - Not available
  - No information
- Barriers to accessing education services**
- High cost of transportation
  - Lack of transportation

#### Quneitra

Most children accessed education

#### Sheikh Yousef

Most children accessed education

#### Kuwaro-Um Elriyah

Most children accessed education

#### Milis

Most children accessed education

### Health

**Most common health problems**

**Most common barriers to accessing healthcare**

#### Kuwaro-Um Elriyah

Severe diseases affecting those aged less than 5

High cost of transportation  
Lack of transportation

#### Milis

Pregnancy related diseases  
Injuries  
Severe diseases affecting those aged less than 5

No difficulties reported

#### Quneitra

Skin diseases  
Communicable diseases  
Chronic diseases

No facilities in the area

#### Sheikh Yousef

Severe diseases affecting those aged less than 5

No difficulties reported

### Food Security

#### Kuwaro-Um Elriyah

Bread: 115 SYP  
Rice: 200 SYP  
Lentils: 400 SYP  
Sugar: 325 SYP  
Cooking oil: 500 SYP

- Public bakeries
- No difficulties reported
- Private bakeries unavailable

#### Milis

Bread: 150 SYP  
Rice: 500 SYP  
Lentils: 350 SYP  
Sugar: 200 SYP  
Cooking oil: 600 SYP

- Public bakeries
- No difficulties reported
- 0

#### Quneitra

Bread: 130 SYP  
Rice: 300 SYP  
Lentils: 275 SYP  
Sugar: 300 SYP  
Cooking oil: 600 SYP

- Public bakeries
- No difficulties reported
- 0

#### Sheikh Yousef

Bread: 115 SYP  
Rice: 200 SYP  
Lentils: 400 SYP  
Sugar: 325 SYP  
Cooking oil: 500 SYP

- Public bakeries
- No difficulties reported
- Private bakeries unavailable

**Main challenges to obtaining food**

- No challenges
- Some foods unavailable
- Local production decreased
- Lack of access to markets
- Some foods expensive
- Lack of resources to buy food
- Lack of access to fuel
- Cooking fuel unavailable
- No information

Bread (public): 1 pack  
Rice: 1kg  
Lentils: 1kg  
Sugar: 1kg  
Cooking oil: 1 litre

**Access to bread**

- Most common source of bread

- Most common barriers to accessing bread
- Number of days, per month, where bread from private bakeries was unavailable

# Dana 1/3, Idleb Governorate

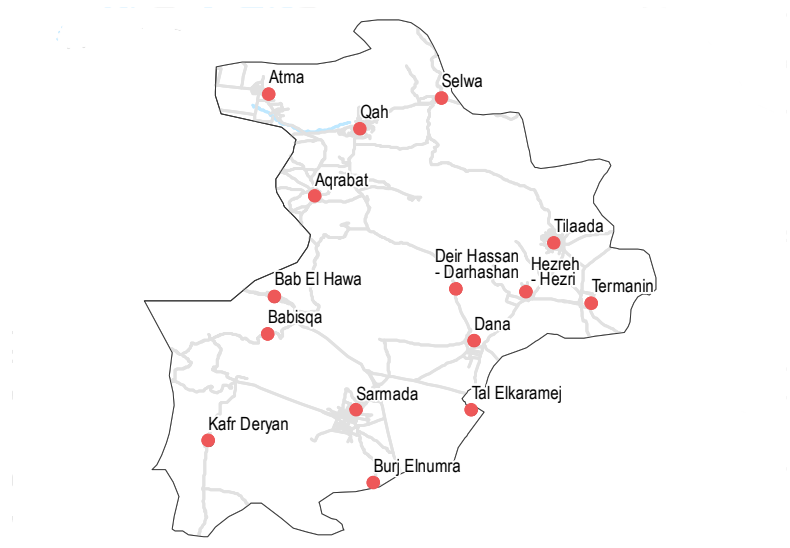
# April 2018

## Displacement

- % of pre-conflict population remaining
- % of population that are female
- % of female-headed households
- IDPs living in village
- New IDP arrivals
- Returnees

Community	% of pre-conflict population remaining	% of population that are female	% of female-headed households	IDPs living in village	New IDP arrivals	Returnees
<b>Aqrabat</b>	51-75%	26-50%	1-25%	Yes	No	No
<b>Atma</b>	76-100%	51-75%	1-25%	Yes	Yes	No
<b>Bab El Hawa</b>	76-100%	51-75%	1-25%	Yes	No	No
<b>Babisqa</b>	76-100%	51-75%	1-25%	Yes	No	No
<b>Burj Elnumra</b>	76-100%	51-75%	1-25%	Yes	No	No

• 15/15 communities assessed (10 communities are shown on the next two factsheets): Aqrabat, Atma, Bab El Hawa, Babisqa, Burj Elnumra



## Shelter

- Independent apartment or house
- Shared apartment or house
- Unfinished apartment or house
- Tent
- Private space not for shelter
- Cave/natural shelter
- Collective public space not for shelter
- No IDPs
- No information
- Min - Max: rent paid per room (where known)

Community	Most common shelter	Min - Max: rent paid per room (where known)
<b>Aqrabat</b>	Independent apartment or house	4000 - 5000 SYP
<b>Atma</b>	Independent apartment or house	12500 - 15000 SYP
<b>Bab El Hawa</b>	No IDPs	7000 - 10000 SYP
<b>Babisqa</b>	Independent apartment or house	10000 - 12500 SYP
<b>Burj Elnumra</b>	Independent apartment or house	7500 - 10000 SYP

## Livelihoods

- Most common sources of income
- Most common strategies used to cope with lack of income / resources

Community	Most common sources of income	Most common strategies used to cope with lack of income / resources
<b>Aqrabat</b>	Daily employment Farm owning Business/trade	Children sent to work/beg
<b>Atma</b>	Farm owning Business/trade Remittances	Skipping meals
<b>Bab El Hawa</b>	Farm owning Business/trade	No info
<b>Babisqa</b>	Farm owning Business/trade	Reducing meal size
<b>Burj Elnumra</b>	Farm owning Business/trade	Skipping meals

## NFIs

Community	Electricity source	Fuel Prices (SYP)*	NFI Prices (SYP)*
<b>Aqrabat</b>	B 7500 SYP C 400 SYP D 350 SYP F NA	2800 SYP 3500 SYP 1300 SYP NA	25000 SYP
<b>Babisqa</b>	B 8000 SYP C 40 SYP D 235 SYP F 60000 SYP	1700 SYP 6000 SYP 250 SYP 25000 SYP	25000 SYP
<b>Atma</b>	B 8000 SYP C 40 SYP D 250 SYP F 60000 SYP	1800 SYP 5500 SYP 250 SYP 25000 SYP	25000 SYP
<b>Burj Elnumra</b>	B 8500 SYP C 40 SYP D 250 SYP F 55000 SYP	1800 SYP 6000 SYP 250 SYP 25000 SYP	25000 SYP
<b>Bab El Hawa</b>	B 8500 SYP C 40 SYP D 240 SYP F 60000 SYP	1750 SYP 6000 SYP 250 SYP 25000 SYP	25000 SYP

- Most common electricity source
- Main network
- Generator
- No source
- Solar alternative
- Batteries
- No information
- Fuel Prices (SYP)\*
- B** Butane (cannister)
- C** Coal (1kg)
- D** Diesel (1 litre)
- F** Firewood (1 tonne)
- NFI Prices (SYP)\*
- Cement (50kg)
- Floor mat (3\*4m)
- Plastic tarpaulin (1m<sup>2</sup>)
- Tent (5 persons)
- NA: not available for purchase

Community	Most common strategies used to cope with a lack of fuel
<b>Aqrabat</b>	No lack of fuel
<b>Atma</b>	No lack of fuel
<b>Babisqa</b>	No lack of fuel
<b>Bab El Hawa</b>	No lack of fuel
<b>Burj Elnumra</b>	No lack of fuel

# Dana 1/3, Idleb Governorate

# April 2018

## WASH

- Most common water source**
- Water is safe to drink
  - Water tastes/smells bad
  - People sick after drinking
  - No information
- Sufficiency of available water to meet household needs**
- Sufficient
  - Insufficient
  - No information
- Most common method of garbage disposal**
- Public free collection

### Aqrabat

- Water trucking
- Private paid collection

### Atma

- Water trucking
- Public free collection

### Bab El Hawa

- Water trucking
- Public free collection

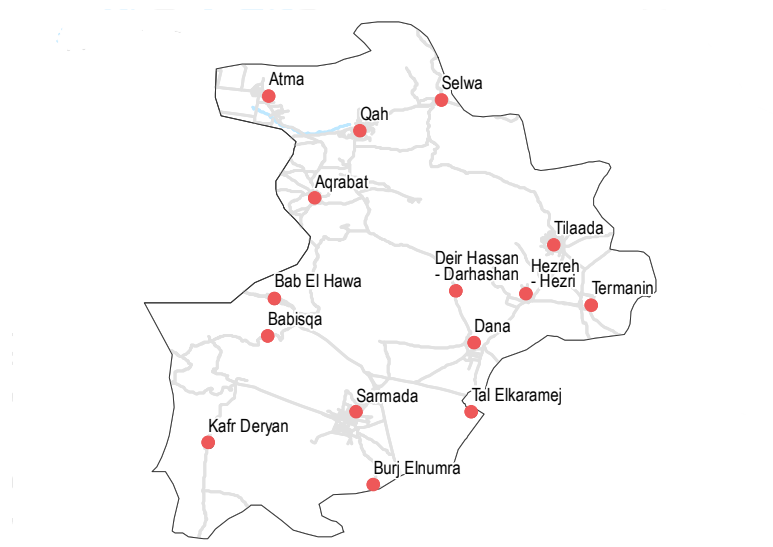
### Babisqa

- Water trucking
- Public free collection

### Burj Elnumra

- Water trucking
- Public free collection

• 15/15 communities assessed (10 communities are shown on the next two factsheets): Aqrabat, Atma, Bab El Hawa, Babisqa, Burj Elnumra



## Education

- Status of primary schools in village**
- Functioning
  - Not functioning
  - Not available
  - No information
- Barriers to accessing education services**
- Most children accessed education

### Bab El Hawa

Most children accessed education

### Babisqa

Most children accessed education

### Burj Elnumra

Most children accessed education

### Aqrabat

Most children accessed education

### Atma

Most children accessed education

## Health

Most common health problems

Most common barriers to accessing healthcare

### Aqrabat

Acute respiratory infections

No facilities in the area

### Atma

Pregnancy related diseases  
Maternal health issues  
Severe diseases affecting those aged less than 5

No difficulties reported

### Bab El Hawa

Pregnancy related diseases  
Maternal health issues  
Severe diseases affecting those aged less than 5

No difficulties reported

### Babisqa

Pregnancy related diseases  
Maternal health issues  
Severe diseases affecting those aged less than 5

No difficulties reported

### Burj Elnumra

Pregnancy related diseases  
Maternal health issues  
Severe diseases affecting those aged less than 5

No difficulties reported

## Food Security

### Aqrabat

- Bread: 140 SYP
- Rice: 450 SYP
- Lentils: 225 SYP
- Sugar: 350 SYP
- Cooking oil: 525 SYP
- Shops
- No difficulties reported
- Private bakeries unavailable

### Atma

- Bread: no info
- Rice: 300 SYP
- Lentils: 250 SYP
- Sugar: 300 SYP
- Cooking oil: 450 SYP
- Private bakeries
- No difficulties reported
- 0

### Bab El Hawa

- Bread: no info
- Rice: 300 SYP
- Lentils: 250 SYP
- Sugar: 300 SYP
- Cooking oil: 450 SYP
- Shops
- No difficulties reported
- Private bakeries unavailable

### Babisqa

- Bread: no info
- Rice: 300 SYP
- Lentils: 250 SYP
- Sugar: 300 SYP
- Cooking oil: 450 SYP
- Private bakeries
- No difficulties reported
- 0

### Burj Elnumra

- Bread: no info
- Rice: 300 SYP
- Lentils: 250 SYP
- Sugar: 300 SYP
- Cooking oil: 450 SYP
- Shops
- No difficulties reported
- Private bakeries unavailable

Main challenges to obtaining food

- No challenges
- Some foods unavailable
- Local production decreased
- Lack of access to markets
- Some foods expensive
- Lack of resources to buy food
- Lack of access to fuel
- Cooking fuel unavailable
- No information

Bread (public): 1 pack  
Rice: 1kg  
Lentils: 1 kg  
Sugar: 1kg  
Cooking oil: 1 litre

Access to bread

Most common source of bread

Most common barriers to accessing bread

Number of days, per month, where bread from private bakeries was unavailable

# Dana 2/3, Idleb Governorate

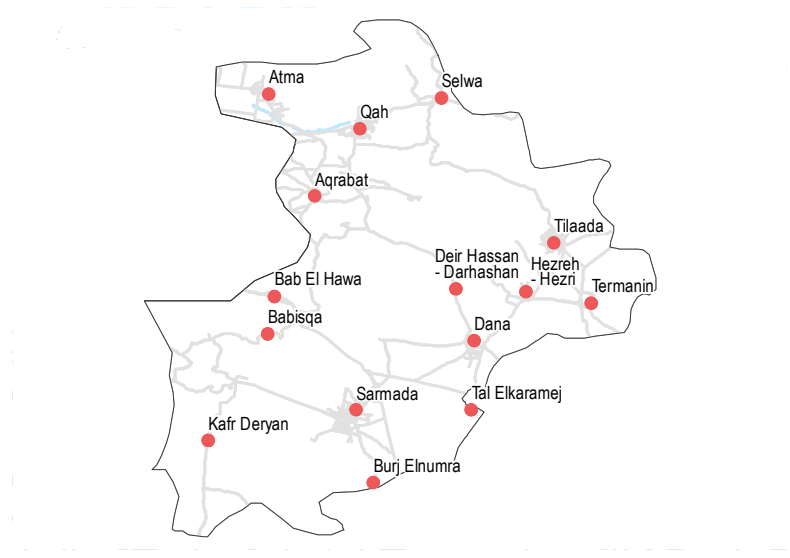
# April 2018

## Displacement

- % of pre-conflict population remaining
- % of population that are female
- % of female-headed households
- IDPs living in village
- New IDP arrivals
- Returnees

Community	% of pre-conflict population remaining	% of population that are female	% of female-headed households	IDPs living in village	New IDP arrivals	Returnees
<b>Dana</b>	76-100%	26-50%	1-25%	Yes	Yes	Yes
<b>Deir Hassan-Darhashan</b>	76-100%	51-75%	1-25%	Yes	Yes	No
<b>Hezreh-Hezri</b>	76-100%	51-75%	1-25%	Yes	No	No
<b>Kafr Deryan</b>	76-100%	51-75%	1-25%	Yes	Yes	No
<b>Qah</b>	76-100%	51-75%	1-25%	Yes	Yes	No

• 15/15 communities assessed (5 communities are shown on the previous factsheet, 5 communities are shown on the next factsheet): Dana, Deir Hassan-Darhashan, Hezreh-Hezri, Kafr Deryan, Qah



## Shelter

- Independent apartment or house
- Shared apartment or house
- Unfinished apartment or house
- Tent
- Private space not for shelter
- Cave/natural shelter
- Collective public space not for shelter
- No IDPs
- No information
- Min - Max: rent paid per room (where known)

Community	Most common shelter	Min - Max: rent paid per room (where known)
<b>Dana</b>	Independent apartment or house	5000 - 7500 SYP
<b>Kafr Deryan</b>	Independent apartment or house	10000 - 12000 SYP
<b>Deir Hassan-Darhashan</b>	Independent apartment or house	10000 - 12500 SYP
<b>Qah</b>	Independent apartment or house	10000 - 12500 SYP
<b>Hezreh-Hezri</b>	No IDPs	8000 - 10000 SYP

## Livelihoods

- Most common sources of income
- Most common strategies used to cope with lack of income / resources

Community	Most common sources of income	Most common strategies used to cope with lack of income / resources
<b>Dana</b>	Daily employment Begging Support from family/friends	Adults begging Children sent to work/beg Borrowing from family/friends
<b>Deir Hassan-Darhashan</b>	Farm owning Business/trade Support from family/friends	No info
<b>Hezreh-Hezri</b>	Farm owning Business/trade Support from family/friends	Reducing meal size
<b>Kafr Deryan</b>	Farm owning Business/trade	No info
<b>Qah</b>	Farm owning Business/trade	No info

## NFIs

Community	Most common electricity source	Fuel Prices (SYP)*	NFI Prices (SYP)*
<b>Dana</b>	Generator	B 8000 SYP, C 50 SYP, D 225 SYP, F 60000 SYP	Cement (50kg), Floor mat (3*4m), Plastic tarpaulin (1m²), Tent (5 persons)
<b>Kafr Deryan</b>	Generator	B 7900 SYP, C 30 SYP, D 225 SYP, F 55000 SYP	Cement (50kg), Floor mat (3*4m), Plastic tarpaulin (1m²), Tent (5 persons)
<b>Deir Hassan-Darhashan</b>	Generator	B 8500 SYP, C 40 SYP, D 250 SYP, F 60000 SYP	Cement (50kg), Floor mat (3*4m), Plastic tarpaulin (1m²), Tent (5 persons)
<b>Qah</b>	Generator	B 8000 SYP, C 40 SYP, D 250 SYP, F 60000 SYP	Cement (50kg), Floor mat (3*4m), Plastic tarpaulin (1m²), Tent (5 persons)
<b>Hezreh-Hezri</b>	Generator	B 8500 SYP, C 40 SYP, D 235 SYP, F 60000 SYP	Cement (50kg), Floor mat (3*4m), Plastic tarpaulin (1m²), Tent (5 persons)

- Most common electricity source
- Main network
- Generator
- No source
- Solar alternative
- Batteries
- No information
- Fuel Prices (SYP)\***
- B** Butane (cannister)
- C** Coal (1kg)
- D** Diesel (1 litre)
- F** Firewood (1 tonne)
- NFI Prices (SYP)\***
- Cement (50kg)
- Floor mat (3\*4m)
- Plastic tarpaulin (1m²)
- Tent (5 persons)
- NA: not available for purchase
- Most common strategies used to cope with a lack of fuel

# Dana 2/3, Idleb Governorate

# April 2018

## WASH

- Most common water source**
- Water is safe to drink
  - Water tastes/smells bad
  - People sick after drinking
  - No information
- Sufficiency of available water to meet household needs**
- Sufficient
  - Insufficient
  - No information
- Most common method of garbage disposal**

### Dana

- Water trucking
- Private paid collection

### Deir Hassan-Darhashan

- Water trucking
- Public free collection

### Hezreh-Hezri

- Water trucking
- Public free collection

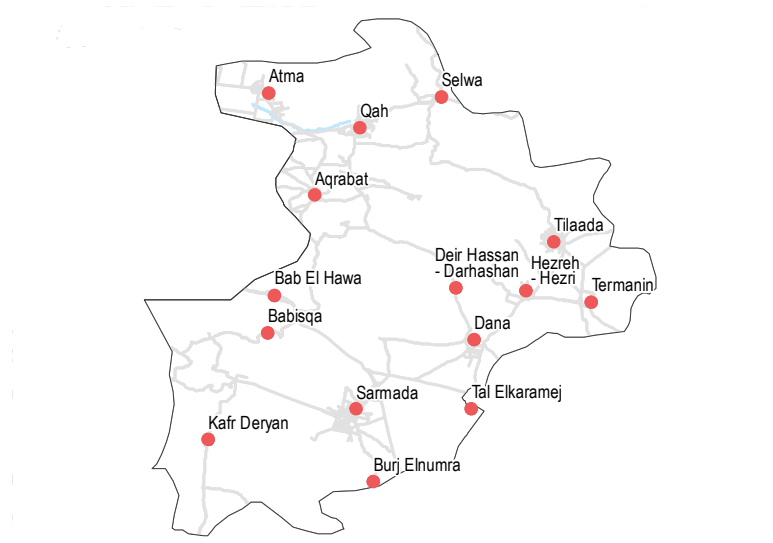
### Kafr Deryan

- Water trucking
- Public free collection

### Qah

- Water trucking
- Public free collection

• 15/15 communities assessed (5 communities are shown on the previous factsheet, 5 communities are shown on the next factsheet): Dana, Deir Hassan-Darhashan, Hezreh-Hezri, Kafr Deryan, Qah



## Education

- Status of primary schools in village**
- Functioning
  - Not functioning
  - Not available
  - No information
- Barriers to accessing education services**

### Hezreh-Hezri

Most children accessed education

### Kafr Deryan

Most children accessed education

### Qah

Most children accessed education

### Dana

Most children accessed education

### Deir Hassan-Darhashan

Most children accessed education

## Health

**Most common health problems**

**Most common barriers to accessing healthcare**

### Dana

- Diarrhoea
- Skin diseases
- Acute respiratory infections

No difficulties reported

### Deir Hassan-Darhashan

- Pregnancy related diseases
- Maternal health issues
- Severe diseases affecting those aged less than 5

No difficulties reported

### Hezreh-Hezri

- Pregnancy related diseases
- Maternal health issues
- Severe diseases affecting those aged less than 5

No difficulties reported

### Kafr Deryan

- Pregnancy related diseases
- Maternal health issues
- Severe diseases affecting those aged less than 5

No difficulties reported

### Qah

- Pregnancy related diseases
- Maternal health issues
- Severe diseases affecting those aged less than 5

No difficulties reported

## Food Security

### Dana

- Bread: no info
- Rice: 300 SYP
- Lentils: 225 SYP
- Sugar: 300 SYP
- Cooking oil: 500 SYP
- Shops
- No difficulties reported
- Private bakeries unavailable

### Deir Hassan-Darhashan

- Bread: no info
- Rice: 300 SYP
- Lentils: 250 SYP
- Sugar: 300 SYP
- Cooking oil: 425 SYP
- Private bakeries
- No difficulties reported
- 0

### Hezreh-Hezri

- Bread: no info
- Rice: 300 SYP
- Lentils: 250 SYP
- Sugar: 300 SYP
- Cooking oil: 450 SYP
- Shops
- No difficulties reported
- Private bakeries unavailable

### Kafr Deryan

- Bread: no info
- Rice: 300 SYP
- Lentils: 250 SYP
- Sugar: 300 SYP
- Cooking oil: 450 SYP
- Private bakeries
- No difficulties reported
- 0

### Qah

- Bread: no info
- Rice: 300 SYP
- Lentils: 250 SYP
- Sugar: 300 SYP
- Cooking oil: 450 SYP
- Private bakeries
- No difficulties reported
- 0

**Main challenges to obtaining food**

- No challenges
- Some foods unavailable
- Local production decreased
- Lack of access to markets
- Some foods expensive
- Lack of resources to buy food
- Lack of access to fuel
- Cooking fuel unavailable
- No information

Bread (public): 1 pack  
Rice: 1kg  
Lentils: 1 kg  
Sugar: 1kg  
Cooking oil: 1 litre

**Access to bread**

- Most common source of bread
- Most common barriers to accessing bread
- Number of days, per month, where bread from private bakeries was unavailable

# Dana 3/3, Idleb Governorate

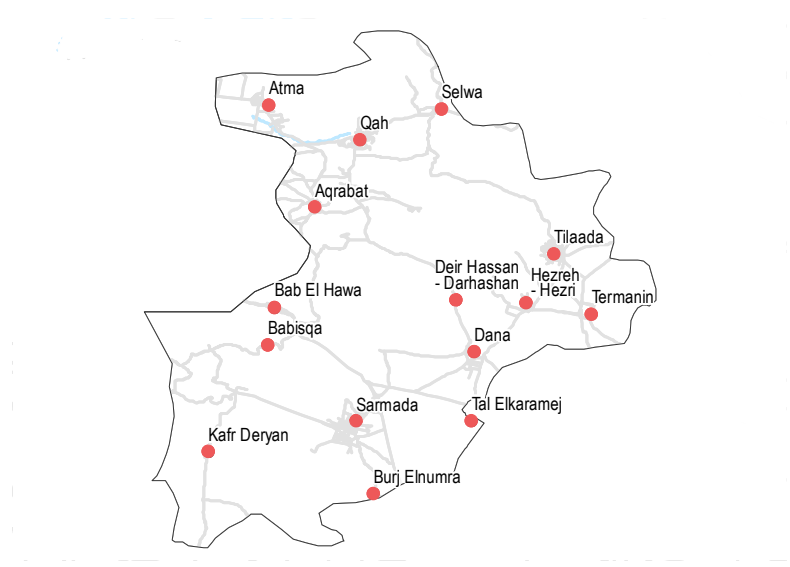
# April 2018

## Displacement

- % of pre-conflict population remaining
- % of population that are female
- % of female-headed households
- IDPs living in village
- New IDP arrivals
- Returnees

Community	% of pre-conflict population remaining	% of population that are female	% of female-headed households	IDPs living in village	New IDP arrivals	Returnees
<b>Sarmada</b>	76-100%	51-75%	1-25%	Yes	Yes	No
<b>Selwa</b>	76-100%	51-75%	1-25%	Yes	No	No
<b>Tal Elkaramej</b>	76-100%	51-75%	1-25%	Yes	Yes	No
<b>Termanin</b>	76-100%	51-75%	1-25%	Yes	Yes	No
<b>Tilaada</b>	76-100%	51-75%	1-25%	Yes	Yes	No

• 15/15 communities assessed (10 communities are shown on the previous two factsheets): Sarmada, Selwa, Tal Elkaramej, Termanin, Tilaada



## Shelter

- Independent apartment or house
- Shared apartment or house
- Unfinished apartment or house
- Tent
- Private space not for shelter
- Cave/natural shelter
- Collective public space not for shelter
- No IDPs
- No information
- Min - Max: rent paid per room (where known)

Community	NDPs	IDPs
<b>Sarmada</b>	12500 - 15000 SYP	12500 - 15000 SYP
<b>Selwa</b>	12000 - 15000 SYP	12000 - 15000 SYP
<b>Tal Elkaramej</b>	10000 - 12500 SYP	10000 - 12500 SYP
<b>Termanin</b>	10000 - 12500 SYP	10000 - 12500 SYP
<b>Tilaada</b>	7500 - 10000 SYP	7500 - 10000 SYP

## Livelihoods

- Most common sources of income
- Most common strategies used to cope with lack of income / resources

Community	Most common sources of income	Most common strategies used to cope with lack of income / resources
<b>Sarmada</b>	Farm owning Business/trade	Reducing meal size
<b>Selwa</b>	Farm owning Business/trade	No info
<b>Tal Elkaramej</b>	Farm owning Business/trade Support from family/friends	No info
<b>Termanin</b>	Farm owning Business/trade Remittances	No info
<b>Tilaada</b>	Farm owning Business/trade	No info

## NFIs

Community	Lightbulb (Electricity)	Generator (Generator)	Lightbulb (Electricity)	Generator (Generator)
<b>Sarmada</b>	B 8000 SYP	1700 SYP	B 8500 SYP	1700 SYP
<b>Selwa</b>	C 40 SYP	5500 SYP	C 40 SYP	5500 SYP
<b>Tal Elkaramej</b>	D 225 SYP	250 SYP	D 240 SYP	250 SYP
<b>Termanin</b>	F 55000 SYP	25000 SYP	F 60000 SYP	25000 SYP
<b>Tilaada</b>	B 8000 SYP	1800 SYP	B 8500 SYP	1800 SYP
<b>Tal Elkaramej</b>	C 35 SYP	5500 SYP	C 35 SYP	5500 SYP
<b>Termanin</b>	D 240 SYP	250 SYP	D 250 SYP	250 SYP
<b>Tilaada</b>	F 55000 SYP	25000 SYP	F 55000 SYP	25000 SYP

- Most common electricity source
- Main network
- Generator
- No source
- Solar alternative
- Batteries
- No information
- Fuel Prices (SYP)\*
- B** Butane (cannister)
- C** Coal (1kg)
- D** Diesel (1 litre)
- F** Firewood (1 tonne)
- NFI Prices (SYP)\*
- Cement (50kg)
- Floor mat (3\*4m)
- Plastic tarpaulin (1m<sup>2</sup>)
- Tent (5 persons)
- NA: not available for purchase

Community	Most common strategies used to cope with a lack of fuel
<b>Sarmada</b>	No lack of fuel
<b>Selwa</b>	No lack of fuel
<b>Termanin</b>	No lack of fuel
<b>Tal Elkaramej</b>	No lack of fuel
<b>Tilaada</b>	No lack of fuel

# Dana 3/3, Idleb Governorate

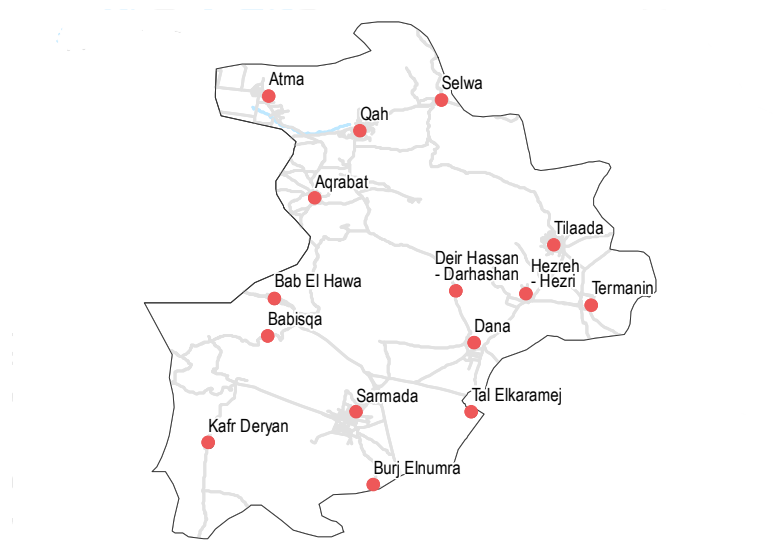
# April 2018

## WASH

- Most common water source**
- Status of water source**
- Water is safe to drink
  - Water tastes/smells bad
  - People sick after drinking
  - No information
- Sufficiency of available water to meet household needs**
- Sufficient
  - Insufficient
  - No information
- Most common method of garbage disposal**

- Sarmada**
- Water trucking
  - Public free collection
- Selwa**
- Water trucking
  - Public free collection
- Tal Elkaramej**
- Water trucking
  - Public free collection
- Termanin**
- Water trucking
  - Public free collection
- Tilaada**
- Water trucking
  - Public free collection

15/15 communities assessed (10 communities are shown on the previous two factsheets): Sarmada, Selwa, Tal Elkaramej, Termanin, Tilaada



## Education

- Status of primary schools in village**
- Functioning
  - Not functioning
  - Not available
  - No information
- Barriers to accessing education services**

- Tal Elkaramej**
- Most children accessed education
- Termanin**
- Most children accessed education
- Tilaada**
- Most children accessed education

**Sarmada**

Most children accessed education

**Selwa**

Most children accessed education

## Health

- Most common health problems**
- Most common barriers to accessing healthcare**

Community	Most common health problems	Most common barriers to accessing healthcare
Sarmada	Pregnancy related diseases Maternal health issues Severe diseases affecting those aged less than 5	No difficulties reported
Selwa	Pregnancy related diseases Maternal health issues Severe diseases affecting those aged less than 5	No difficulties reported
Tal Elkaramej	Pregnancy related diseases Maternal health issues Severe diseases affecting those aged less than 5	No difficulties reported
Termanin	Pregnancy related diseases Maternal health issues Severe diseases affecting those aged less than 5	No difficulties reported
Tilaada	Pregnancy related diseases Maternal health issues Severe diseases affecting those aged less than 5	No difficulties reported

## Food Security

- Sarmada**
- Bread: no info
  - Rice: 300 SYP
  - Lentils: 250 SYP
  - Sugar: 300 SYP
  - Cooking oil: 400 SYP
  - Private bakeries
  - No difficulties reported
- Selwa**
- Bread: no info
  - Rice: 300 SYP
  - Lentils: 250 SYP
  - Sugar: 300 SYP
  - Cooking oil: 400 SYP
  - Private bakeries
  - No difficulties reported
- Tal Elkaramej**
- Bread: no info
  - Rice: 300 SYP
  - Lentils: 250 SYP
  - Sugar: 300 SYP
  - Cooking oil: 400 SYP
  - Private bakeries
  - No difficulties reported
- Termanin**
- Bread: no info
  - Rice: 300 SYP
  - Lentils: 250 SYP
  - Sugar: 300 SYP
  - Cooking oil: 400 SYP
  - Private bakeries
  - No difficulties reported
- Tilaada**
- Bread: no info
  - Rice: 300 SYP
  - Lentils: 250 SYP
  - Sugar: 300 SYP
  - Cooking oil: 400 SYP
  - Private bakeries
  - No difficulties reported

- Main challenges to obtaining food**
- No challenges
  - Some foods unavailable
  - Local production decreased
  - Lack of access to markets
  - Some foods expensive
  - Lack of resources to buy food
  - Lack of access to fuel
  - Cooking fuel unavailable
  - No information
- Bread (public): 1 pack**
- Rice: 1kg**
- Lentils: 1kg**
- Sugar: 1kg**
- Cooking oil: 1 litre**
- Access to bread**
- Most common source of bread
  - Most common barriers to accessing bread
  - Number of days, per month, where bread from private bakeries was unavailable

# Harim 1/6, Idleb Governorate

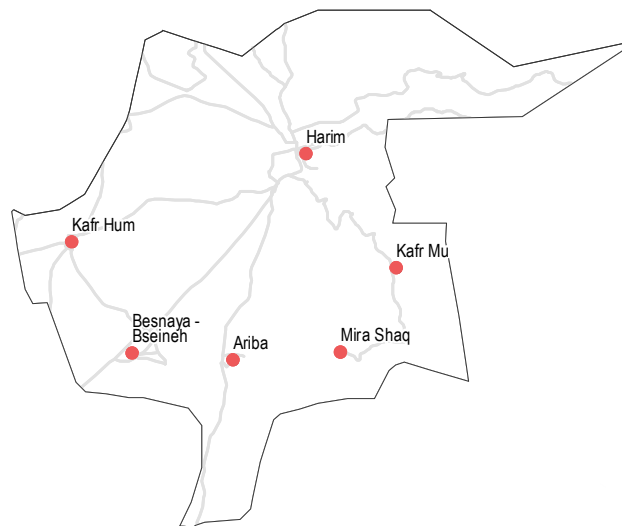
# April 2018

## Displacement

- % of pre-conflict population remaining
- % of population that are female
- % of female-headed households
- IDPs living in village
- New IDP arrivals
- Returnees

Community	% of pre-conflict population remaining	% of population that are female	% of female-headed households	IDPs living in village	New IDP arrivals	Returnees
<b>Ariba</b>	76-100%	26-50%	1-25%	Yes	Yes	No
<b>Besnaya-Bseineh</b>	76-100%	26-50%	1-25%	Yes	No	No
<b>Harim</b>	76-100%	26-50%	1-25%	Yes	Yes	No

• 6/6 communities assessed (3 communities are shown on the next factsheet): Ariba, Besnaya-Bseineh, Harim



## Shelter

- Independent apartment or house
- Shared apartment or house
- Unfinished apartment or house
- Tent
- Private space not for shelter
- Cave/natural shelter
- Collective public space not for shelter
- No IDPs
- No information
- Min - Max: rent paid per room (where known)

**Ariba**

NDPs	IDPs
9000 - 11000 SYP	

**Besnaya-Bseineh**

NDPs	IDPs
2000 - 3000 SYP	

**Harim**

NDPs	IDPs
3000 - 4000 SYP	

## Livelihoods

Most common sources of income

Most common strategies used to cope with lack of income / resources

Community	Most common sources of income	Most common strategies used to cope with lack of income / resources
<b>Ariba</b>	Daily employment Business/trade Savings	Borrowing from family/friends
<b>Besnaya-Bseineh</b>	Daily employment Farm owning Business/trade	Children sent to work/beg
<b>Harim</b>	Daily employment Farm owning Business/trade	Children sent to work/beg

## NFIs

**Ariba**

<b>B</b> 9000 SYP	1600 SYP
<b>C</b> NA	4200 SYP
<b>D</b> 225 SYP	800 SYP
<b>F</b> 65000 SYP	20000 SYP

**Besnaya-Bseineh**

<b>B</b> 8000 SYP	3200 SYP
<b>C</b> 250 SYP	6000 SYP
<b>D</b> 225 SYP	400 SYP
<b>F</b> 45000 SYP	NA

**Harim**

<b>B</b> 8000 SYP	3200 SYP
<b>C</b> 250 SYP	6000 SYP
<b>D</b> 225 SYP	400 SYP
<b>F</b> 45000 SYP	NA

**Ariba**

No lack of fuel

**Besnaya-Bseineh**

No lack of fuel

**Harim**

No lack of fuel

Most common electricity source

- Main network
- Generator
- No source
- Solar alternative
- Batteries
- No information

Fuel Prices (SYP)\*

- B** Butane (cannister)
- C** Coal (1kg)
- D** Diesel (1 litre)
- F** Firewood (1 tonne)

NFI Prices (SYP)\*

- Cement (50kg)
- Floor mat (3\*4m)
- Plastic tarpaulin (1m<sup>2</sup>)
- Tent (5 persons)

NA: not available for purchase

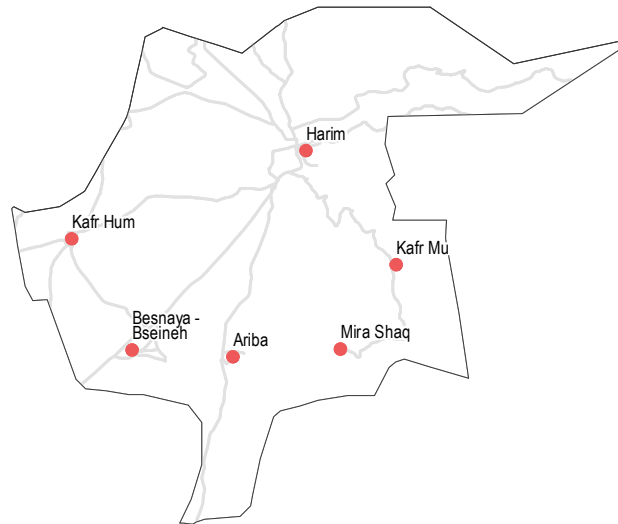
Most common strategies used to cope with a lack of fuel

**WASH**

- Most common water source**
- Water is safe to drink
  - Water tastes/smells bad
  - People sick after drinking
  - No information
- Sufficiency of available water to meet household needs**
- Sufficient
  - Insufficient
  - No information
- Most common method of garbage disposal**
- Disposed at designated site

- Ariba**
- Water trucking
  - Private paid collection
- Besnaya-Bseineh**
- Network
  - Disposed at designated site
- Harim**
- Network
  - Disposed at designated site

6/6 communities assessed (3 communities are shown on the next factsheet): Ariba, Besnaya-Bseineh, Harim



**Education**

- Status of primary schools in village**
- Functioning
  - Not functioning
  - Not available
  - No information
- Barriers to accessing education services**
- Most common barriers to accessing education services

**Harim**  
 Most children accessed education

**Ariba**  
 Most children accessed education

**Besnaya-Bseineh**  
 Most children accessed education

**Health**

- Most common health problems
- Most common barriers to accessing healthcare

Community	Most common health problems	Most common barriers to accessing healthcare
<b>Ariba</b>	Skin diseases Chronic diseases	Security concerns around entering facilities
<b>Besnaya-Bseineh</b>	Pregnancy related diseases Acute respiratory infections Severe diseases affecting those aged less than 5	No difficulties reported
<b>Harim</b>	Diarrhoea Acute respiratory infections Severe diseases affecting those aged less than 5	No difficulties reported

**Food Security**

**Ariba**

- Bread: no info
- Rice: 200 SYP
- Lentils: 400 SYP
- Sugar: 325 SYP
- Cooking oil: 500 SYP

- Public bakeries
- No difficulties reported
- Private bakeries unavailable

**Besnaya-Bseineh**

- Bread: 150 SYP
- Rice: 500 SYP
- Lentils: 350 SYP
- Sugar: 200 SYP
- Cooking oil: 600 SYP

- Public bakeries
- No difficulties reported
- 0

**Harim**

- Bread: 150 SYP
- Rice: 500 SYP
- Lentils: 400 SYP
- Sugar: 200 SYP
- Cooking oil: 600 SYP

- Public bakeries
- No difficulties reported
- 0

**Main challenges to obtaining food**

- No challenges
- Some foods unavailable
- Local production decreased
- Some foods expensive
- Lack of access to markets
- Lack of resources to buy food
- Lack of access to fuel
- Cooking fuel unavailable
- No information

**Access to bread**

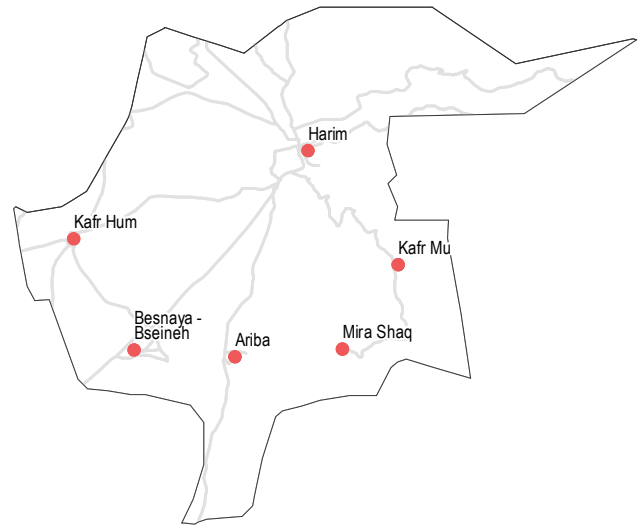
- Bread (public): 1 pack
- Rice: 1kg
- Lentils: 1kg
- Sugar: 1kg
- Cooking oil: 1 litre
- Most common source of bread
- Most common barriers to accessing bread
- Number of days, per month, where bread from private bakeries was unavailable

**Displacement**

- % of pre-conflict population remaining
- % of population that are female
- % of female-headed households
- IDPs living in village
- New IDP arrivals
- Returnees

<b>Kafr Hum</b>					
76-100%	26-50%	1-25%	Yes	No	No
<b>Kafr Mu</b>					
76-100%	26-50%	1-25%	Yes	No info	No
<b>Mira Shaq</b>					
76-100%	26-50%	1-25%	Yes	No info	No

• 6/6 communities assessed (3 communities are shown on the previous factsheet): Kafr Hum, Kafr Mu, Mira Shaq



**Shelter**

- Independent apartment or house
- Shared apartment or house
- Unfinished apartment or house
- Tent
- Private space not for shelter
- Cave/natural shelter
- Collective public space not for shelter
- No IDPs
- No information
- Min - Max: rent paid per room (where known)

<b>Kafr Hum</b>	
NDPs	IDPs
3000 - 4000 SYP	
<b>Kafr Mu</b>	
NDPs	IDPs
7000 - 8000 SYP	
<b>Mira Shaq</b>	
NDPs	IDPs
No info	

**Livelihoods**

Most common sources of income

Most common strategies used to cope with lack of income / resources

<b>Kafr Hum</b>	Daily employment Farm owning Business/trade	Children sent to work/beg
<b>Kafr Mu</b>	Daily employment Sale of household assets	Borrowing from family/friends
<b>Mira Shaq</b>	Daily employment Sale of household assets Allowances	Borrowing from family/friends

**NFIs**

**Kafr Hum**

<b>B</b> 7500 SYP	3200 SYP
<b>C</b> 250 SYP	6000 SYP
<b>D</b> 225 SYP	400 SYP
<b>F</b> 45000 SYP	NA

**Kafr Mu**

<b>B</b> NA	NA
<b>C</b> NA	4000 SYP
<b>D</b> 225 SYP	800 SYP
<b>F</b> 55000 SYP	20000 SYP

**Mira Shaq**

<b>B</b> NA	NA
<b>C</b> NA	4500 SYP
<b>D</b> 225 SYP	800 SYP
<b>F</b> 55000 SYP	20000 SYP

**Kafr Hum**

No lack of fuel

**Kafr Mu**

No lack of fuel

**Mira Shaq**

No lack of fuel

Most common electricity source

- Main network
- Generator
- No source
- Solar alternative
- Batteries
- No information

Fuel Prices (SYP)\*

- B** Butane (cannister)
- C** Coal (1kg)
- D** Diesel (1 litre)
- F** Firewood (1 tonne)

NFI Prices (SYP)\*

- Cement (50kg)
- Floor mat (3\*4m)
- Plastic tarpaulin (1m<sup>2</sup>)
- Tent (5 persons)

NA: not available for purchase

Most common strategies used to cope with a lack of fuel

# Harim 2/6, Idleb Governorate

# April 2018

## WASH

- Most common water source**
- Water is safe to drink
  - Water tastes/smells bad
  - People sick after drinking
  - No information
- Sufficiency of available water to meet household needs**
- Sufficient
  - Insufficient
  - No information
- Most common method of garbage disposal**
- Disposed at designated site
  - Left in street / public area
  - No information

### Kafr Hum

- Network
- Disposed at designated site

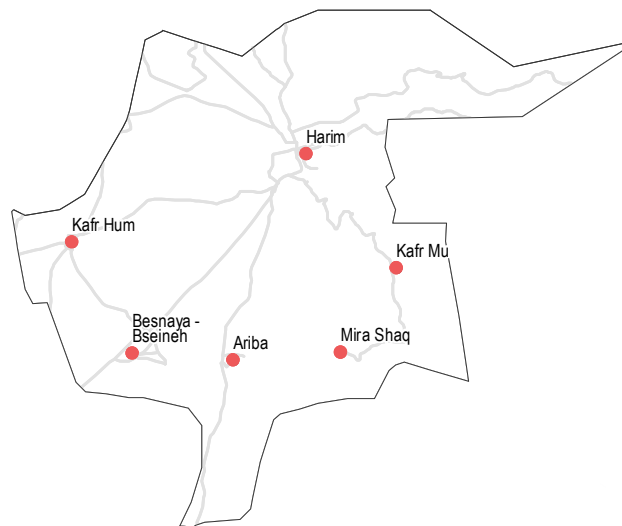
### Kafr Mu

- Water trucking
- Left in street / public area

### Mira Shaq

- Water trucking
- Left in street / public area

6/6 communities assessed (3 communities are shown on the previous factsheet): Kafr Hum, Kafr Mu, Mira Shaq



## Food Security

### Kafr Hum

- Bread: 150 SYP
- Rice: 500 SYP
- Lentils: 400 SYP
- Sugar: 200 SYP
- Cooking oil: 600 SYP
- Public bakeries
- No difficulties reported

### Kafr Mu

- Bread: no info
- Rice: 200 SYP
- Lentils: 400 SYP
- Sugar: 325 SYP
- Cooking oil: 500 SYP
- Public bakeries
- No difficulties reported
- Private bakeries unavailable

### Mira Shaq

- Bread: no info
- Rice: 200 SYP
- Lentils: 375 SYP
- Sugar: 325 SYP
- Cooking oil: 500 SYP
- Public bakeries
- No difficulties reported
- Private bakeries unavailable

### Main challenges to obtaining food

- No challenges
- Some foods unavailable
- Local production decreased
- Lack of access to markets
- Some foods expensive
- Lack of resources to buy food
- Lack of access to fuel
- Cooking fuel unavailable
- No information

Bread (public): 1 pack  
Rice: 1kg  
Lentils: 1kg  
Sugar: 1kg  
Cooking oil: 1 litre

### Access to bread

- Most common source of bread
- Most common barriers to accessing bread
- Number of days, per month, where bread from private bakeries was unavailable

## Education

- Status of primary schools in village**
- Functioning
  - Not functioning
  - Not available
  - No information
- Barriers to accessing education services**

### Mira Shaq

- Services are too far
- Unsafe route to services

### Kafr Hum

Most children accessed education

### Kafr Mu

- Lack of teaching staff
- Lack of school supplies
- No spaces available

## Health

### Most common health problems

### Most common barriers to accessing healthcare

### Kafr Hum

- Injuries
- Acute respiratory infections
- Severe diseases affecting those aged less than 5

No difficulties reported

### Kafr Mu

- Pregnancy related diseases
- Severe diseases affecting those aged less than 5

- Security concerns around travel
- High cost of transportation
- Lack of transportation

### Mira Shaq

- Chronic diseases
- Pregnancy related diseases

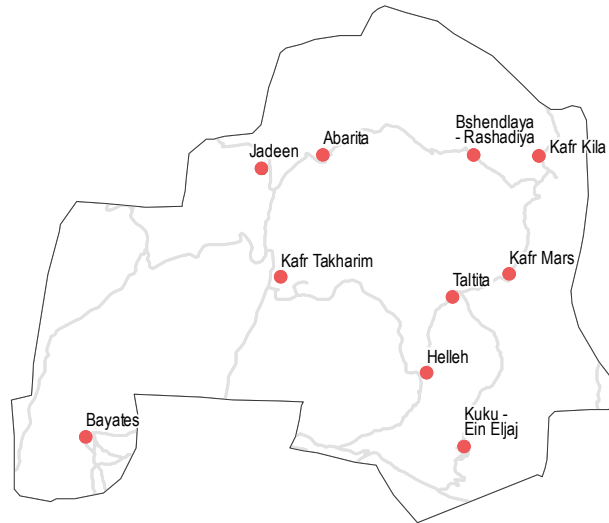
- High cost of transportation
- Lack of transportation
- Family not permitting travel

### Displacement

- % of pre-conflict population remaining
- % of population that are female
- % of female-headed households
- IDPs living in village
- New IDP arrivals
- Returnees

Community	% of pre-conflict population remaining	% of population that are female	% of female-headed households	IDPs living in village	New IDP arrivals	Returnees
<b>Abarita</b>	51-75%	51-75%	1-25%	Yes	No	No
<b>Bayates</b>	76-100%	26-50%	1-25%	Yes	No	No
<b>Bshendlaya-Rashadiya</b>	76-100%	26-50%	1-25%	Yes	No	No
<b>Helleh</b>	51-75%	26-50%	1-25%	Yes	No	No
<b>Jadeen</b>	76-100%	26-50%	1-25%	Yes	Yes	No

• 10/10 communities assessed (5 communities are shown on the next factsheet): Abarita, Bayates, Bshendlaya-Rashadiya, Helleh, Jadeen



### Shelter

- Independent apartment or house
- Shared apartment or house
- Unfinished apartment or house
- Tent
- Private space not for shelter
- Cave/natural shelter
- Collective public space not for shelter
- No IDPs
- No information
- Min - Max: rent paid per room (where known)

Community	Most common shelter	NDPs	IDPs
<b>Abarita</b>	Independent apartment or house	3000 - 4000 SYP	3000 - 3500 SYP
<b>Bayates</b>	Shared apartment or house	4000 - 5000 SYP	5000 - 6000 SYP
<b>Bshendlaya-Rashadiya</b>	No IDPs	2000 - 2500 SYP	
<b>Helleh</b>	Shared apartment or house		
<b>Jadeen</b>	Shared apartment or house		

### Livelihoods

- Most common sources of income
- Most common strategies used to cope with lack of income / resources

Community	Most common sources of income	Most common strategies used to cope with lack of income / resources
<b>Abarita</b>	Daily employment Farm owning Support from family/friends	No info
<b>Bayates</b>	Daily employment Farm owning Savings	No info
<b>Bshendlaya-Rashadiya</b>	Daily employment Farm owning	No info
<b>Helleh</b>	Farm owning Remittances	No info
<b>Jadeen</b>	Farm owning Support from family/friends	No info

### NFIs

Community	Lightbulb (Electricity)	Lightbulb (Electricity)	Lightbulb (Electricity)	Lightbulb (Electricity)
<b>Abarita</b>	B 7250 SYP	C 100 SYP	D 230 SYP	F NA
<b>Helleh</b>	B 8000 SYP	C 150 SYP	D 230 SYP	F 65000 SYP
<b>Bayates</b>	B 7300 SYP	C 125 SYP	D 225 SYP	F 60000 SYP
<b>Jadeen</b>	B 7500 SYP	C 150 SYP	D 225 SYP	F 65000 SYP

Community	Lightbulb (Electricity)	Lightbulb (Electricity)	Lightbulb (Electricity)	Lightbulb (Electricity)
<b>Bshendlaya-Rashadiya</b>	B 8000 SYP	C 125 SYP	D 230 SYP	F 60000 SYP
<b>Helleh</b>	B 8000 SYP	C 150 SYP	D 230 SYP	F 65000 SYP
<b>Bayates</b>	B 7300 SYP	C 125 SYP	D 225 SYP	F 60000 SYP
<b>Jadeen</b>	B 7500 SYP	C 150 SYP	D 225 SYP	F 65000 SYP

- Most common electricity source
- Main network
- Generator
- No source
- Solar alternative
- Batteries
- No information
- Fuel Prices (SYP)\*
- B** Butane (cannister)
- C** Coal (1kg)
- D** Diesel (1 litre)
- F** Firewood (1 tonne)
- NFI Prices (SYP)\*
- Cement (50kg)
- Floor mat (3\*4m)
- Plastic tarpaulin (1m<sup>2</sup>)
- Tent (5 persons)
- NA: not available for purchase

Community	Flame (Fuel)	Flame (Fuel)	Flame (Fuel)	Flame (Fuel)
<b>Abarita</b>	Cutting trees			
<b>Bayates</b>	No lack of fuel			
<b>Helleh</b>		Cutting trees		
<b>Bshendlaya-Rashadiya</b>	Cutting trees			
<b>Jadeen</b>			Cutting trees	

### WASH

- Most common water source**
- Water is safe to drink
  - Water tastes/smells bad
  - People sick after drinking
  - No information
- Status of water source**
- Sufficient
  - Insufficient
  - No information
- Sufficiency of available water to meet household needs**
- Sufficient
  - Insufficient
  - No information
- Most common method of garbage disposal**
- Disposed at designated site

#### Abarita

- Water trucking
- Left in street / public area

#### Bayates

- Network
- Disposed at designated site

#### Bshendlaya-Rashadiya

- Water trucking
- Disposed at designated site

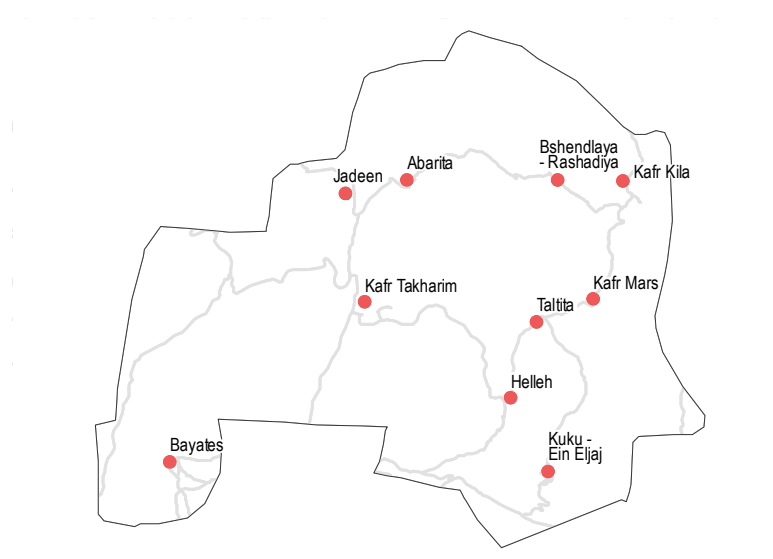
#### Helleh

- Water trucking
- Disposed at designated site

#### Jadeen

- Water trucking
- Disposed at designated site

- 10/10 communities assessed (5 communities are shown on the next factsheet): Abarita, Bayates, Bshendlaya-Rashadiya, Helleh, Jadeen



### Education

- Status of primary schools in village**
- Functioning
  - Not functioning
  - Not available
  - No information
- Barriers to accessing education services**
- Most children accessed education

#### Bshendlaya-Rashadiya

Most children accessed education

#### Helleh

Services are too far

#### Jadeen

Most children accessed education

#### Abarita

Most children accessed education

#### Bayates

Most children accessed education

### Health

Most common health problems

Most common barriers to accessing healthcare

#### Abarita

Skin diseases  
Communicable diseases

No facilities in the area

#### Bayates

Disabilities  
Skin diseases  
Communicable diseases

No difficulties reported

#### Bshendlaya-Rashadiya

Diarrhoea  
Skin diseases  
Communicable diseases

No facilities in the area

#### Helleh

Disabilities  
Skin diseases  
Communicable diseases

No facilities in the area

#### Jadeen

Diarrhoea  
Skin diseases  
Malnutrition

No facilities in the area

### Food Security

#### Abarita

- Bread: 130 SYP
  - Rice: 325 SYP
  - Lentils: 250 SYP
  - Sugar: 300 SYP
  - Cooking oil: 500 SYP
- Public bakeries
  - No difficulties reported

#### Bayates

- Bread: 125 SYP
  - Rice: 350 SYP
  - Lentils: 300 SYP
  - Sugar: 300 SYP
  - Cooking oil: 550 SYP
- Public bakeries
  - No difficulties reported

#### Bshendlaya-Rashadiya

- Bread: 125 SYP
  - Rice: 300 SYP
  - Lentils: 300 SYP
  - Sugar: 300 SYP
  - Cooking oil: 650 SYP
- Public bakeries
  - No difficulties reported

#### Helleh

- Bread: 125 SYP
  - Rice: 325 SYP
  - Lentils: 250 SYP
  - Sugar: 300 SYP
  - Cooking oil: 650 SYP
- Public bakeries
  - No difficulties reported

#### Jadeen

- Bread: 120 SYP
  - Rice: 300 SYP
  - Lentils: 250 SYP
  - Sugar: 300 SYP
  - Cooking oil: 500 SYP
- Public bakeries
  - No difficulties reported
  - Private bakeries unavailable

Main challenges to obtaining food

- No challenges
- Some foods unavailable
- Local production decreased
- Lack of access to markets
- Some foods expensive
- Lack of resources to buy food
- Lack of access to fuel
- Cooking fuel unavailable
- No information

Bread (public): 1 pack  
Rice: 1kg  
Lentils: 1kg  
Sugar: 1kg  
Cooking oil: 1 litre

Access to bread

Most common source of bread

Most common barriers to accessing bread

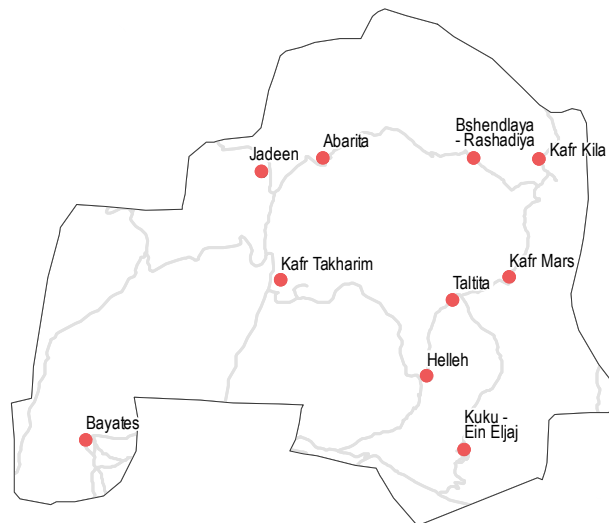
Number of days, per month, where bread from private bakeries was unavailable

### Displacement

- % of pre-conflict population remaining
- % of population that are female
- % of female-headed households
- IDPs living in village
- New IDP arrivals
- Returnees

Community	% of pre-conflict population remaining	% of population that are female	% of female-headed households	IDPs living in village	New IDP arrivals	Returnees
<b>Kafr Kila</b>	51-75%	26-50%	1-25%	Yes	No	No
<b>Kafr Mars</b>	76-100%	26-50%	1-25%	Yes	Yes	No
<b>Kafr Takharim</b>	76-100%	51-75%	1-25%	Yes	Yes	No
<b>Kuku-Ein Eljaj</b>	51-75%	26-50%	1-25%	Yes	No	No
<b>Taltita</b>	51-75%	1-25%	1-25%	Yes	No	No

• 10/10 communities assessed (5 communities are shown on the previous factsheet): Kafr Kila, Kafr Mars, Kafr Takharim, Kuku-Ein Eljaj, Taltita



### Shelter

- Independent apartment or house
- Shared apartment or house
- Unfinished apartment or house
- Tent
- Private space not for shelter
- Cave/natural shelter
- Collective public space not for shelter
- No IDPs
- No information
- Min - Max: rent paid per room (where known)

Community	Most common shelter	NDPs	IDPs
<b>Kafr Kila</b>	Independent apartment or house	3500 - 4000 SYP	3500 - 4000 SYP
<b>Kafr Mars</b>	Independent apartment or house	3000 - 3500 SYP	3000 - 3500 SYP
<b>Kafr Takharim</b>	Independent apartment or house	5000 - 7000 SYP	5000 - 7000 SYP
<b>Kuku-Ein Eljaj</b>	Independent apartment or house	3500 - 4000 SYP	3500 - 4000 SYP
<b>Taltita</b>	Independent apartment or house	3000 - 3500 SYP	3000 - 3500 SYP

### Livelihoods

Most common sources of income

Most common strategies used to cope with lack of income / resources

Community	Most common sources of income	Most common strategies used to cope with lack of income / resources
<b>Kafr Kila</b>	Farm owning Support from family/friends Savings	No info
<b>Kafr Mars</b>	Daily employment Farm owning	No info
<b>Kafr Takharim</b>	Stable employment Farm owning Support from family/friends	No info
<b>Kuku-Ein Eljaj</b>	Daily employment Farm owning	No info
<b>Taltita</b>	Farm owning Savings	No info

### NFIs

Community	Most common electricity source	Fuel Prices (SYP)*
<b>Kafr Kila</b>	Generator	B 7500 SYP, C 100 SYP, D 225 SYP, F 65000 SYP
<b>Kuku-Ein Eljaj</b>	Generator	B 7400 SYP, C 125 SYP, D 225 SYP, F 67000 SYP
<b>Kafr Mars</b>	Generator	B 7500 SYP, C 125 SYP, D 220 SYP, F 65000 SYP
<b>Taltita</b>	Generator	B 7600 SYP, C 150 SYP, D 225 SYP, F 60000 SYP

### NFI Prices (SYP)\*

Community	NFI Prices (SYP)*
<b>Kafr Takharim</b>	B 7500 SYP, C 150 SYP, D 240 SYP, F 65000 SYP

- Most common electricity source
- Main network
- Generator
- No source
- Solar alternative
- Batteries
- No information
- Fuel Prices (SYP)\***
- B** Butane (cannister)
- C** Coal (1kg)
- D** Diesel (1 litre)
- F** Firewood (1 tonne)
- NFI Prices (SYP)\***
- Cement (50kg)
- Floor mat (3\*4m)
- Plastic tarpaulin (1m<sup>2</sup>)
- Tent (5 persons)
- NA: not available for purchase

**Kafr Kila**  
Cutting trees

**Kafr Mars**  
Cutting trees

**Kafr Takharim**  
No lack of fuel

**Kuku-Ein Eljaj**  
Cutting trees

**Taltita**  
Cutting trees

Most common strategies used to cope with a lack of fuel

### WASH

- Most common water source**
- Water is safe to drink
  - Water tastes/smells bad
  - People sick after drinking
  - No information
- Sufficiency of available water to meet household needs**
- Sufficient
  - Insufficient
  - No information
- Most common method of garbage disposal**
- Disposed at designated site
  - Buried / burned

#### Kafr Kila

- Water trucking
- Disposed at designated site

#### Kafr Mars

- Water trucking
- Disposed at designated site

#### Kafr Takharim

- Network
- Disposed at designated site

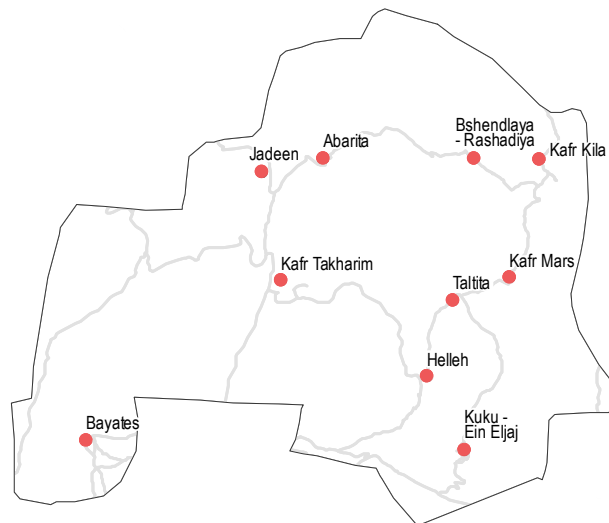
#### Kuku-Ein Eljaj

- Water trucking
- Disposed at designated site

#### Taltita

- Water trucking
- Buried / burned

• 10/10 communities assessed (5 communities are shown on the previous factsheet): Kafr Kila, Kafr Mars, Kafr Takharim, Kuku-Ein Eljaj, Taltita



### Education

- Status of primary schools in village**
- Functioning
  - Not functioning
  - Not available
  - No information
- Barriers to accessing education services**
- Most children accessed education

#### Kafr Takharim

Most children accessed education

#### Kuku-Ein Eljaj

Most children accessed education

#### Kafr Kila

Most children accessed education

#### Taltita

Most children accessed education

#### Kafr Mars

Most children accessed education

### Health

#### Most common health problems

#### Most common barriers to accessing healthcare

#### Kafr Kila

Chronic diseases  
 Malnutrition  
 Severe diseases affecting those aged less than 5

No facilities in the area

#### Kafr Mars

Skin diseases  
 Communicable diseases  
 Chronic diseases

No facilities in the area

#### Kafr Takharim

Disabilities  
 Chronic diseases  
 Fever

No difficulties reported

#### Kuku-Ein Eljaj

Skin diseases  
 Communicable diseases  
 Chronic diseases

No facilities in the area

#### Taltita

Diarrhoea  
 Skin diseases  
 Communicable diseases

No facilities in the area

### Food Security

#### Kafr Kila

- Bread: 125 SYP
- Rice: 350 SYP
- Lentils: 275 SYP
- Sugar: 300 SYP
- Cooking oil: 600 SYP
- Public bakeries
- No difficulties reported

#### Kafr Mars

- Bread: 125 SYP
- Rice: 300 SYP
- Lentils: 275 SYP
- Sugar: 300 SYP
- Cooking oil: 500 SYP
- Public bakeries
- No difficulties reported

#### Kafr Takharim

- Bread: 115 SYP
- Rice: 300 SYP
- Lentils: 250 SYP
- Sugar: 300 SYP
- Cooking oil: 600 SYP
- Public bakeries
- No difficulties reported

#### Kuku-Ein Eljaj

- Bread: 128 SYP
- Rice: 325 SYP
- Lentils: 280 SYP
- Sugar: 300 SYP
- Cooking oil: 650 SYP
- Public bakeries
- No difficulties reported

#### Taltita

- Bread: 125 SYP
- Rice: 320 SYP
- Lentils: 275 SYP
- Sugar: 300 SYP
- Cooking oil: 500 SYP
- Public bakeries
- No difficulties reported

#### Main challenges to obtaining food

- No challenges
- Some foods unavailable
- Local production decreased
- Lack of access to markets
- Some foods expensive
- Lack of resources to buy food
- Lack of access to fuel
- Cooking fuel unavailable
- No information

Bread (public): 1 pack  
 Rice: 1kg  
 Lentils: 1kg  
 Sugar: 1kg  
 Cooking oil: 1 litre

#### Access to bread

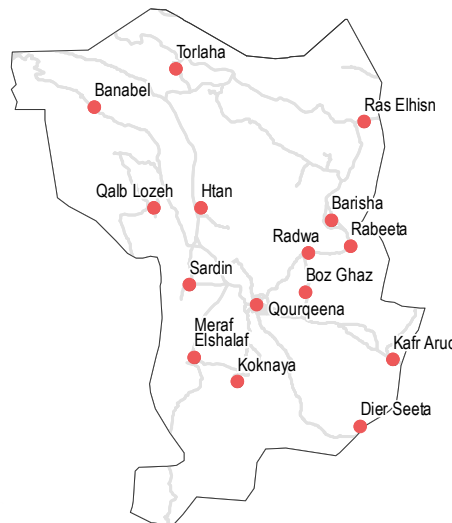
- Most common source of bread
- Most common barriers to accessing bread
- Number of days, per month, where bread from private bakeries was unavailable

### Displacement

- % of pre-conflict population remaining
- % of population that are female
- % of female-headed households
- IDPs living in village
- New IDP arrivals
- Returnees

Community	% of pre-conflict population remaining	% of population that are female	% of female-headed households	IDPs living in village	New IDP arrivals	Returnees
<b>Banabel</b>	76-100%	26-50%	1-25%	Yes	No	No
<b>Barisha</b>	76-100%	51-75%	1-25%	Yes	No	No
<b>Boz Ghaz</b>	76-100%	26-50%	1-25%	Yes	No	No
<b>Dier Seeta</b>	76-100%	26-50%	1-25%	Yes	No	No
<b>Htan</b>	76-100%	26-50%	1-25%	Yes	No	No

• 15/15 communities assessed (10 communities are shown on the next two factsheets): Banabel, Barisha, Boz Ghaz, Dier Seeta, Htan



### Shelter

- Independent apartment or house
- Shared apartment or house
- Unfinished apartment or house
- Tent
- Private space not for shelter
- Cave/natural shelter
- Collective public space not for shelter
- No IDPs
- No information
- Min - Max: rent paid per room (where known)

Community	Most common shelter	NDPs	IDPs
<b>Banabel</b>	Independent apartment or house	7000 - 8000 SYP	7000 - 8000 SYP
<b>Dier Seeta</b>	Independent apartment or house	7000 - 8000 SYP	7000 - 8000 SYP
<b>Barisha</b>	Shared apartment or house	10000 - 12500 SYP	10000 - 12500 SYP
<b>Htan</b>	Shared apartment or house	9000 - 10000 SYP	9000 - 10000 SYP
<b>Boz Ghaz</b>	No IDPs	3000 - 4000 SYP	3000 - 4000 SYP

### Livelihoods

- Most common sources of income
- Most common strategies used to cope with lack of income / resources

Community	Most common sources of income	Most common strategies used to cope with lack of income / resources
<b>Banabel</b>	Daily employment Sale of household assets Business/trade	Borrowing from family/friends
<b>Barisha</b>	Farm owning Business/trade	No info
<b>Boz Ghaz</b>	Stable employment Farm owning Business/trade	No info
<b>Dier Seeta</b>	Daily employment Sale of household assets	Borrowing from family/friends
<b>Htan</b>	Daily employment Sale of household assets Business/trade	Borrowing from family/friends

### NFIs

Community	Most common electricity source	Fuel Prices (SYP)*
<b>Banabel</b>	Generator	B 8000 SYP, C 35 SYP, D 225 SYP, F 55000 SYP
<b>Dier Seeta</b>	Generator	B NA, C NA, D 215 SYP, F 60000 SYP
<b>Barisha</b>	Generator	B 8000 SYP, C 35 SYP, D 225 SYP, F 55000 SYP
<b>Htan</b>	Generator	B 9000 SYP, C NA, D 215 SYP, F 55000 SYP

### Boz Ghaz

Community	Most common electricity source	Fuel Prices (SYP)*
<b>Boz Ghaz</b>	Generator	B 7500 SYP, C 100 SYP, D 225 SYP, F 65000 SYP

- Main network
  - Generator
  - No source
  - Solar alternative
  - Batteries
  - No information
- Fuel Prices (SYP)\***
- B** Butane (cannister)
  - C** Coal (1kg)
  - D** Diesel (1 litre)
  - F** Firewood (1 tonne)
- NFI Prices (SYP)\***
- Cement (50kg)
  - Floor mat (3\*4m)
  - Plastic tarpaulin (1m<sup>2</sup>)
  - Tent (5 persons)
- NA: not available for purchase

**Banabel**  
No lack of fuel

**Barisha**  
No lack of fuel

**Boz Ghaz**  
No lack of fuel

**Dier Seeta**  
No lack of fuel

**Htan**  
No lack of fuel

### WASH

- Most common water source**
- Water is safe to drink
  - Water tastes/smells bad
  - People sick after drinking
  - No information
- Sufficiency of available water to meet household needs**
- Sufficient
  - Insufficient
  - No information
- Most common method of garbage disposal**

#### Banabel

- Water trucking
- Private paid collection

#### Barisha

- Water trucking
- Public free collection

#### Boz Ghaz

- Network
- Disposed at designated site

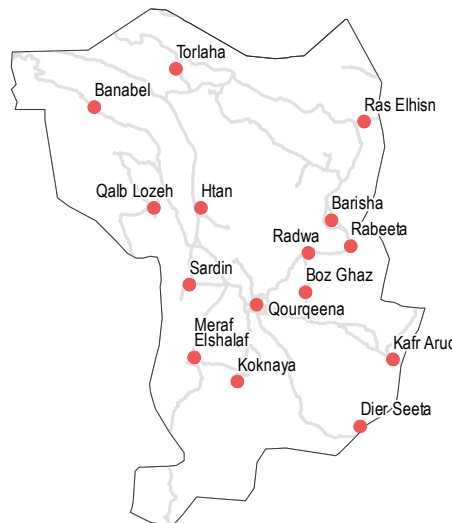
#### Dier Seeta

- Network
- Private paid collection

#### Htan

- Network
- Private paid collection

• 15/15 communities assessed (10 communities are shown on the next two factsheets): Banabel, Barisha, Boz Ghaz, Dier Seeta, Htan



### Education

- Status of primary schools in village**
- Functioning
  - Not functioning
  - Not available
  - No information
- Barriers to accessing education services**

#### Boz Ghaz

Most children accessed education

#### Dier Seeta

Most children accessed education

#### Banabel

Most children accessed education

#### Barisha

Most children accessed education

#### Htan

Most children accessed education

### Health

#### Most common health problems

#### Most common barriers to accessing healthcare

#### Banabel

Skin diseases  
 Communicable diseases  
 Severe diseases affecting those aged less than 5

High cost of transportation  
 Lack of transportation

#### Barisha

Pregnancy related diseases  
 Maternal health issues  
 Severe diseases affecting those aged less than 5

No difficulties reported

#### Boz Ghaz

Diarrhoea  
 Skin diseases  
 Chronic diseases

No facilities in the area

#### Dier Seeta

Severe diseases affecting those aged less than 5

High cost of transportation  
 Lack of transportation  
 Services are too expensive

#### Htan

Pregnancy related diseases  
 Severe diseases affecting those aged less than 5

Lack of transportation  
 Security concerns around entering facilities

### Food Security

#### Banabel

Bread: 120 SYP  
 Rice: 200 SYP  
 Lentils: 400 SYP  
 Sugar: 325 SYP  
 Cooking oil: 500 SYP

Public bakeries

No difficulties reported

Private bakeries unavailable

#### Barisha

Bread: no info  
 Rice: 300 SYP  
 Lentils: 250 SYP  
 Sugar: 300 SYP  
 Cooking oil: 450 SYP

Shops

No difficulties reported

Private bakeries unavailable

#### Boz Ghaz

Bread: no info  
 Rice: 300 SYP  
 Lentils: 275 SYP  
 Sugar: 300 SYP  
 Cooking oil: 600 SYP

Shops

No difficulties reported

Private bakeries unavailable

#### Dier Seeta

Bread: 120 SYP  
 Rice: 175 SYP  
 Lentils: 400 SYP  
 Sugar: 325 SYP  
 Cooking oil: 500 SYP

Public bakeries

No difficulties reported

Private bakeries unavailable

#### Htan

Bread: no info  
 Rice: 300 SYP  
 Lentils: 350 SYP  
 Sugar: 300 SYP  
 Cooking oil: 500 SYP

Public bakeries

No difficulties reported

Private bakeries unavailable

#### Main challenges to obtaining food

- No challenges
- Some foods unavailable
- Local production decreased
- Lack of access to markets
- Some foods expensive
- Lack of resources to buy food
- Lack of access to fuel
- Cooking fuel unavailable
- No information

Bread (public): 1 pack  
 Rice: 1kg  
 Lentils: 1kg  
 Sugar: 1kg  
 Cooking oil: 1 litre

#### Access to bread

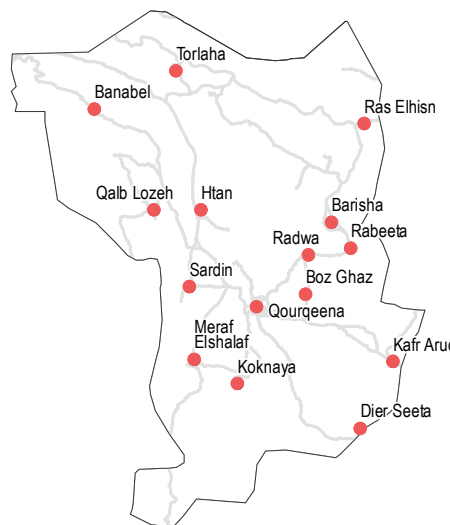
- Most common source of bread
- Most common barriers to accessing bread
- Number of days, per month, where bread from private bakeries was unavailable

### Displacement

- % of pre-conflict population remaining
- % of population that are female
- % of female-headed households
- IDPs living in village
- New IDP arrivals
- Returnees

Community	% of pre-conflict population remaining	% of population that are female	% of female-headed households	IDPs living in village	New IDP arrivals	Returnees
<b>Kafr Aruq</b>	76-100%	26-50%	1-25%	Yes	No	No
<b>Koknaya</b>	76-100%	26-50%	1-25%	Yes	Yes	No
<b>Meraf Elshalaf</b>	76-100%	26-50%	1-25%	Yes	No	No
<b>Qalb Lozeh</b>	51-75%	26-50%	1-25%	Yes	No	No
<b>Qourqeena</b>	76-100%	26-50%	1-25%	Yes	Yes	No

• 15/15 communities assessed (5 communities are shown on the previous factsheet, 4 communities are shown on the next factsheet): Kafr Aruq, Koknaya, Meraf Elshalaf, Qalb Lozeh, Qourqeena



### Shelter

- Independent apartment or house
- Shared apartment or house
- Unfinished apartment or house
- Tent
- Private space not for shelter
- Cave/natural shelter
- Collective public space not for shelter
- No IDPs
- No information
- Min - Max: rent paid per room (where known)

Community	Most common shelter	NDPs	IDPs
<b>Kafr Aruq</b>	Independent apartment or house	10000	11000 SYP
<b>Qalb Lozeh</b>	No info	No info	No info
<b>Koknaya</b>	Independent apartment or house	8000	10000 SYP
<b>Qourqeena</b>	Independent apartment or house	11000	12000 SYP
<b>Meraf Elshalaf</b>	No IDPs	No info	No info

### Livelihoods

- Most common sources of income
- Most common strategies used to cope with lack of income / resources

Community	Most common sources of income	Most common strategies used to cope with lack of income / resources
<b>Kafr Aruq</b>	Daily employment Business/trade Remittances	Borrowing from family/friends
<b>Koknaya</b>	Daily employment Sale of household assets Savings	Borrowing from family/friends
<b>Meraf Elshalaf</b>	Daily employment Sale of household assets Business/trade	Borrowing from family/friends
<b>Qalb Lozeh</b>	Daily employment Sale of household assets Savings	Borrowing from family/friends
<b>Qourqeena</b>	Daily employment Business/trade Savings	Borrowing from family/friends

### NFIs

Community	Most common electricity source	Fuel Prices (SYP)*	NFI Prices (SYP)*
<b>Kafr Aruq</b>	Generator	B 9000 SYP C 60 SYP D 210 SYP F 55000 SYP	Cement (50kg) Floor mat (3*4m) Plastic tarpaulin (1m²) Tent (5 persons)
<b>Qalb Lozeh</b>	Generator	B 9200 SYP C NA D 225 SYP F 60000 SYP	Butane (cannister) Coal (1kg) Diesel (1 litre) Firewood (1 tonne)
<b>Koknaya</b>	Generator	B 9100 SYP C NA D 220 SYP F 60000 SYP	Cement (50kg) Floor mat (3*4m) Plastic tarpaulin (1m²) Tent (5 persons)
<b>Qourqeena</b>	Generator	B 9000 SYP C NA D 220 SYP F 65000 SYP	Butane (cannister) Coal (1kg) Diesel (1 litre) Firewood (1 tonne)
<b>Meraf Elshalaf</b>	Generator	B 9000 SYP C NA D 210 SYP F 55000 SYP	Cement (50kg) Floor mat (3*4m) Plastic tarpaulin (1m²) Tent (5 persons)

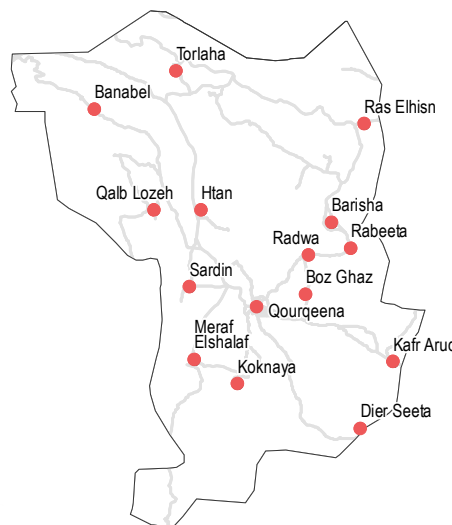
Community	Most common strategies used to cope with a lack of fuel
<b>Kafr Aruq</b>	No lack of fuel
<b>Koknaya</b>	No lack of fuel
<b>Qalb Lozeh</b>	No lack of fuel
<b>Meraf Elshalaf</b>	No lack of fuel
<b>Qourqeena</b>	No lack of fuel

### WASH

- Most common water source**
- Water is safe to drink
  - Water tastes/smells bad
  - People sick after drinking
  - No information
- Sufficiency of available water to meet household needs**
- Sufficient
  - Insufficient
  - No information
- Most common method of garbage disposal**

- Kafr Aruq**
- Network
  - Private paid collection
- Koknaya**
- Water trucking
  - Private paid collection
- Meraf Elshalaf**
- Water trucking
  - Public free collection
- Qalb Lozeh**
- Water trucking
  - Private paid collection
- Qourqeena**
- Water trucking
  - Private paid collection

• 15/15 communities assessed (5 communities are shown on the previous factsheet, 4 communities are shown on the next factsheet): Kafr Aruq, Koknaya, Meraf Elshalaf, Qalb Lozeh, Qourqeena



### Education

- Status of primary schools in village**
- Functioning
  - Not functioning
  - Not available
  - No information
- Barriers to accessing education services**

- Meraf Elshalaf**
- Most children accessed education
- Qalb Lozeh**
- Most children accessed education
- Qourqeena**
- Most children accessed education

- Koknaya**
- Lack of school supplies
  - Services are too far
  - No spaces available

### Health

- Most common health problems
- Most common barriers to accessing healthcare

Community	Most common health problems	Most common barriers to accessing healthcare
<b>Kafr Aruq</b>	Communicable diseases Severe diseases affecting those aged less than 5	No difficulties reported
<b>Koknaya</b>	Severe diseases affecting those aged less than 5	High cost of transportation Lack of transportation
<b>Meraf Elshalaf</b>	Communicable diseases Pregnancy related diseases Severe diseases affecting those aged less than 5	High cost of transportation Lack of transportation Family not permitting travel
<b>Qalb Lozeh</b>	Skin diseases Communicable diseases Severe diseases affecting those aged less than 5	High cost of transportation Lack of transportation Security concerns around entering facilities
<b>Qourqeena</b>	Severe diseases affecting those aged less than 5	No difficulties reported

### Food Security

- Kafr Aruq**
- Bread: 115 SYP
  - Rice: 300 SYP
  - Lentils: 400 SYP
  - Sugar: 320 SYP
  - Cooking oil: 500 SYP
  - Public bakeries
  - No difficulties reported
  - Private bakeries unavailable
- Koknaya**
- Bread: 120 SYP
  - Rice: 200 SYP
  - Lentils: 400 SYP
  - Sugar: 325 SYP
  - Cooking oil: 500 SYP
  - Public bakeries
  - No difficulties reported
  - Private bakeries unavailable
- Meraf Elshalaf**
- Bread: 120 SYP
  - Rice: 200 SYP
  - Lentils: 350 SYP
  - Sugar: 320 SYP
  - Cooking oil: 500 SYP
  - Public bakeries
  - No difficulties reported
  - Private bakeries unavailable
- Qalb Lozeh**
- Bread: 115 SYP
  - Rice: 200 SYP
  - Lentils: 400 SYP
  - Sugar: 350 SYP
  - Cooking oil: 500 SYP
  - Public bakeries
  - No difficulties reported
  - Private bakeries unavailable
- Qourqeena**
- Bread: 120 SYP
  - Rice: 300 SYP
  - Lentils: 400 SYP
  - Sugar: 310 SYP
  - Cooking oil: 475 SYP
  - Public bakeries
  - No difficulties reported
  - Private bakeries unavailable

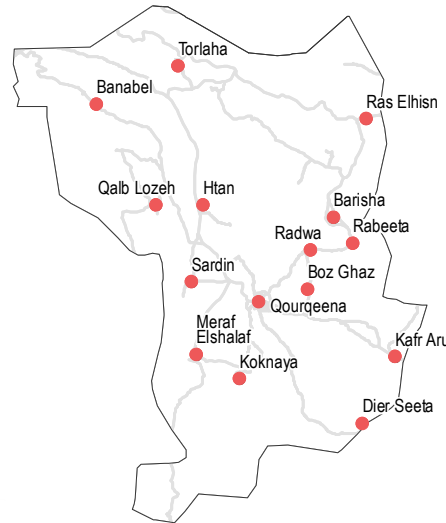
- Main challenges to obtaining food**
- No challenges
  - Some foods unavailable
  - Local production decreased
  - Lack of access to markets
  - Some foods expensive
  - Lack of resources to buy food
  - Lack of access to fuel
  - Cooking fuel unavailable
  - No information
- Bread (public): 1 pack**  
**Rice: 1kg**  
**Lentils: 1kg**  
**Sugar: 1kg**  
**Cooking oil: 1 litre**
- Access to bread**
- Most common source of bread
  - Most common barriers to accessing bread
  - Number of days, per month, where bread from private bakeries was unavailable

### Displacement

- % of pre-conflict population remaining
- % of population that are female
- % of female-headed households
- IDPs living in village
- New IDP arrivals
- Returnees

Community	% of pre-conflict population remaining	% of population that are female	% of female-headed households	IDPs living in village	New IDP arrivals	Returnees
<b>Rabeeta</b>	76-100%	26-50%	1-25%	Yes	No	No
<b>Radwa</b>	76-100%	26-50%	1-25%	Yes	No	No
<b>Ras Elhisan</b>	76-100%	51-75%	1-25%	Yes	No	No
<b>Sardin</b>	76-100%	26-50%	1-25%	Yes	No	No
<b>Torlaha</b>	76-100%	26-50%	1-25%	Yes	No	No

• 15/15 communities assessed (10 communities are shown on the previous two factsheets): Rabeeta, Radwa, Ras Elhisan, Sardin, Torlaha



### Shelter

- Independent apartment or house
- Shared apartment or house
- Unfinished apartment or house
- Tent
- Private space not for shelter
- Cave/natural shelter
- Collective public space not for shelter
- No IDPs
- No information
- Min - Max: rent paid per room (where known)

Community	Most common shelter	Min - Max: rent paid per room (where known)
<b>Rabeeta</b>	Independent apartment or house	7000 - 8000 SYP
<b>Sardin</b>	Independent apartment or house	7000 - 7500 SYP
<b>Radwa</b>	Independent apartment or house	9000 - 10000 SYP
<b>Torlaha</b>	Independent apartment or house	7000 - 7500 SYP
<b>Ras Elhisan</b>	No IDPs	10000 - 12500 SYP

### Livelihoods

Most common sources of income

Most common strategies used to cope with lack of income / resources

Community	Most common sources of income	Most common strategies used to cope with lack of income / resources
<b>Rabeeta</b>	Daily employment Sale of household assets Business/trade	Borrowing from family/friends
<b>Radwa</b>	Daily employment Farm owning Business/trade	Borrowing from family/friends
<b>Ras Elhisan</b>	Farm owning Business/trade	No info
<b>Sardin</b>	Daily employment Sale of household assets Business/trade	Borrowing from family/friends
<b>Torlaha</b>	Daily employment Farm owning Savings	No info

### NFIs

Community	Most common electricity source	Fuel Prices (SYP)*	NFI Prices (SYP)*
<b>Rabeeta</b>	Generator	B 9000 SYP C NA D 210 SYP F 60000 SYP	Cement (50kg) Floor mat (3*4m) Plastic tarpaulin (1m²) Tent (5 persons)
<b>Sardin</b>	Generator	B 9000 SYP C NA D 210 SYP F 55000 SYP	
<b>Radwa</b>	Generator	B 9000 SYP C NA D 215 SYP F 60000 SYP	
<b>Torlaha</b>	Generator	B 8000 SYP C 100 SYP D 230 SYP F 65000 SYP	
<b>Ras Elhisan</b>	Generator	B 7800 SYP C 35 SYP D 230 SYP F 55000 SYP	

**Rabeeta**  
No lack of fuel

**Radwa**  
No lack of fuel

**Ras Elhisan**  
No lack of fuel

**Sardin**  
No lack of fuel

**Torlaha**  
Cutting trees

- Most common electricity source
- Main network
- Generator
- No source
- Solar alternative
- Batteries
- No information
- Fuel Prices (SYP)\*
- B** Butane (cannister)
- C** Coal (1kg)
- D** Diesel (1 litre)
- F** Firewood (1 tonne)
- NFI Prices (SYP)\*
- Cement (50kg)
- Floor mat (3\*4m)
- Plastic tarpaulin (1m²)
- Tent (5 persons)
- NA: not available for purchase
- Most common strategies used to cope with a lack of fuel

### WASH

- Most common water source**
- Water is safe to drink
  - Water tastes/smells bad
  - People sick after drinking
  - No information
- Sufficiency of available water to meet household needs**
- Sufficient
  - Insufficient
  - No information
- Most common method of garbage disposal**

#### Rabeeta

- Water trucking
- Private paid collection

#### Radwa

- Network
- Private paid collection

#### Ras Elhishn

- Water trucking
- Public free collection

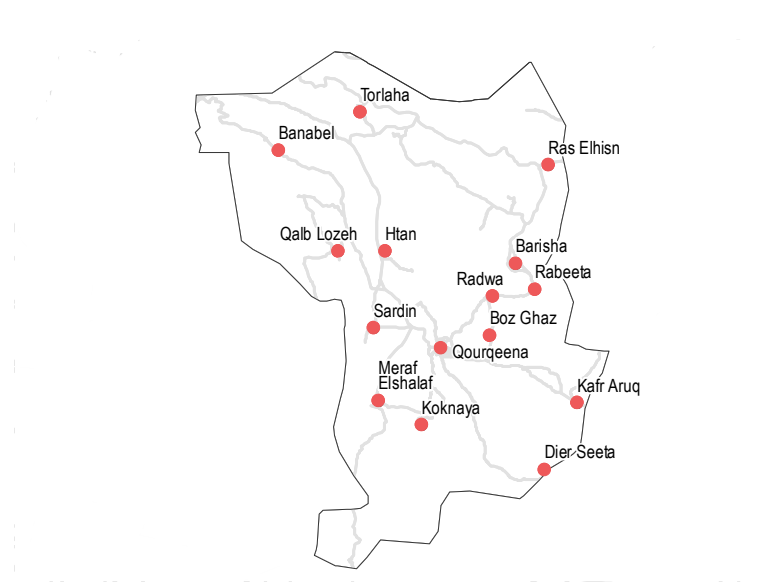
#### Sardin

- Water trucking
- Public free collection

#### Torlaha

- Water trucking
- Disposed at designated site

15/15 communities assessed (10 communities are shown on the previous two factsheets): Rabeeta, Radwa, Ras Elhishn, Sardin, Torlaha



### Education

- Status of primary schools in village**
- Functioning
  - Not functioning
  - Not available
  - No information
- Barriers to accessing education services**

#### Ras Elhishn

Most children accessed education

#### Sardin

Most children accessed education

#### Torlaha

Most children accessed education

#### Rabeeta

Most children accessed education

#### Radwa

Most children accessed education

### Health

**Most common health problems**

**Most common barriers to accessing healthcare**

#### Rabeeta

Communicable diseases  
Severe diseases affecting those aged less than 5

High cost of transportation  
Lack of transportation  
Family not permitting travel

#### Radwa

Communicable diseases  
Pregnancy related diseases  
Severe diseases affecting those aged less than 5

High cost of transportation  
Lack of transportation  
Services are too expensive

#### Ras Elhishn

Pregnancy related diseases  
Maternal health issues  
Severe diseases affecting those aged less than 5

No difficulties reported

#### Sardin

Skin diseases  
Communicable diseases  
Severe diseases affecting those aged less than 5

Lack of transportation  
Family not permitting travel  
Security concerns around entering facilities

#### Torlaha

Skin diseases  
Communicable diseases  
Malnutrition

No facilities in the area

### Food Security

#### Rabeeta

Bread: 120 SYP  
Rice: 200 SYP  
Lentils: 375 SYP  
Sugar: 320 SYP  
Cooking oil: 500 SYP

- Public bakeries
- No difficulties reported
- Private bakeries unavailable

#### Radwa

Bread: 115 SYP  
Rice: 300 SYP  
Lentils: 400 SYP  
Sugar: 320 SYP  
Cooking oil: 500 SYP

- Public bakeries
- No difficulties reported
- Private bakeries unavailable

#### Ras Elhishn

Bread: no info  
Rice: 300 SYP  
Lentils: 250 SYP  
Sugar: 300 SYP  
Cooking oil: 450 SYP

- Private bakeries
- No difficulties reported
- 0

#### Sardin

Bread: 115 SYP  
Rice: 200 SYP  
Lentils: 325 SYP  
Sugar: 325 SYP  
Cooking oil: 500 SYP

- Public bakeries
- No difficulties reported
- Private bakeries unavailable

#### Torlaha

Bread: 125 SYP  
Rice: 300 SYP  
Lentils: 250 SYP  
Sugar: 300 SYP  
Cooking oil: 500 SYP

- Public bakeries
- No difficulties reported
- 0

**Main challenges to obtaining food**

- No challenges
- Some foods unavailable
- Local production decreased
- Lack of access to markets
- Some foods expensive
- Lack of resources to buy food
- Lack of access to fuel
- Cooking fuel unavailable
- No information

Bread (public): 1 pack  
Rice: 1kg  
Lentils: 1kg  
Sugar: 1kg  
Cooking oil: 1 litre

**Access to bread**

- Most common source of bread
- Most common barriers to accessing bread
- Number of days, per month, where bread from private bakeries was unavailable

# Salqin 1/6, Idleb Governorate

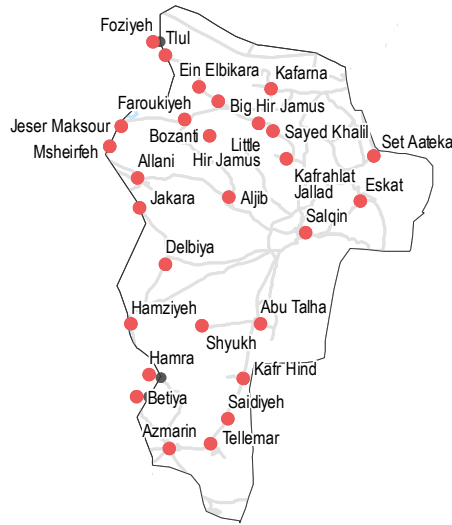
# April 2018

## Displacement

- % of pre-conflict population remaining
- % of population that are female
- % of female-headed households
- IDPs living in village
- New IDP arrivals
- Returnees

Community	% of pre-conflict population remaining	% of population that are female	% of female-headed households	IDPs living in village	New IDP arrivals	Returnees
<b>Abu Talha</b>	76-100%	26-50%	1-25%	Yes	No info	No
<b>Aljib</b>	76-100%	26-50%	1-25%	Yes	No info	No
<b>Allani</b>	76-100%	26-50%	1-25%	Yes	No	No
<b>Azmarin</b>	76-100%	51-75%	1-25%	Yes	Yes	No
<b>Betiya</b>	76-100%	51-75%	1-25%	Yes	No	No

• 28/28 communities assessed (23 communities are shown on the next five factsheets): Abu Talha, Aljib, Allani, Azmarin, Betiya



## Shelter

- Independent apartment or house
- Shared apartment or house
- Unfinished apartment or house
- Tent
- Private space not for shelter
- Cave/natural shelter
- Collective public space not for shelter
- No IDPs
- No information
- Min - Max: rent paid per room (where known)

Community	Most common shelter	NDPs	IDPs
<b>Abu Talha</b>	Independent apartment or house	2000 - 3000 SYP	No info
<b>Aljib</b>	Tent	3500 - 5000 SYP	No info
<b>Allani</b>	Independent apartment or house	2000 - 3000 SYP	No info
<b>Azmarin</b>	Shared apartment or house	6000 - 7000 SYP	No info
<b>Betiya</b>	Shared apartment or house	12000 - 15000 SYP	No info

## Livelihoods

- Most common sources of income
- Most common strategies used to cope with lack of income / resources

Community	Most common sources of income	Most common strategies used to cope with lack of income / resources
<b>Abu Talha</b>	Daily employment Farm owning Business/trade	Children sent to work/beg
<b>Aljib</b>	Daily employment Farm owning	No info
<b>Allani</b>	Daily employment Farm owning Business/trade	Children sent to work/beg
<b>Azmarin</b>	Daily employment	Borrowing from family/friends
<b>Betiya</b>	Daily employment	Borrowing from family/friends

## NFIs

Community	B	C	D	F
<b>Abu Talha</b>	7000 SYP	250 SYP	225 SYP	45000 SYP
<b>Azmarin</b>	8000 SYP	75 SYP	220 SYP	50000 SYP
<b>Aljib</b>	7300 SYP	NA	225 SYP	66000 SYP
<b>Allani</b>	8000 SYP	250 SYP	250 SYP	45000 SYP

- Most common electricity source**
  - Main network
  - Generator
  - No source
  - Solar alternative
  - Batteries
  - No information
- Fuel Prices (SYP)\***
  - B** Butane (cannister)
  - C** Coal (1kg)
  - D** Diesel (1 litre)
  - F** Firewood (1 tonne)
- NFI Prices (SYP)\***
  - Cement (50kg)
  - Floor mat (3\*4m)
  - Plastic tarpaulin (1m<sup>2</sup>)
  - Tent (5 persons)
- NA: not available for purchase**

Community	Most common strategies used to cope with a lack of fuel
<b>Abu Talha</b>	No lack of fuel
<b>Aljib</b>	No lack of fuel
<b>Azmarin</b>	No lack of fuel
<b>Allani</b>	No lack of fuel
<b>Betiya</b>	No lack of fuel

# Salqin 1/6, Idleb Governorate

# April 2018

## WASH

- Most common water source**
- Water is safe to drink
  - Water tastes/smells bad
  - People sick after drinking
  - No information
- Sufficiency of available water to meet household needs**
- Sufficient
  - Insufficient
  - No information
- Most common method of garbage disposal**
- Disposed at designated site

### Abu Talha

- Network
- Disposed at designated site

### Aljib

- Water trucking
- Left in street / public area

### Allani

- Network
- Disposed at designated site

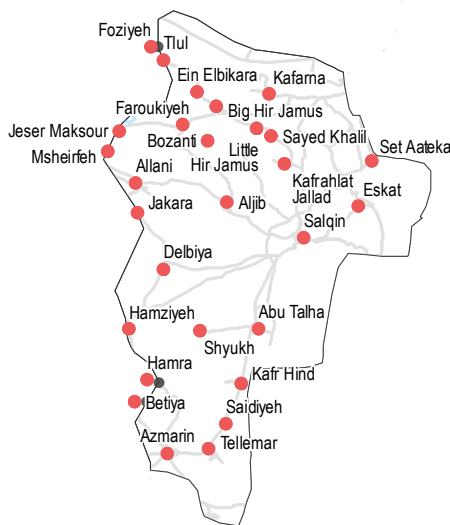
### Azmarin

- Water trucking
- Public free collection

### Betiya

- Water trucking
- Disposed at designated site

• 28/28 communities assessed (23 communities are shown on the next five factsheets): Abu Talha, Aljib, Allani, Azmarin, Betiya



## Education

- Status of primary schools in village**
- Functioning
  - Not functioning
  - Not available
  - No information
- Barriers to accessing education services**
- Lack of teaching staff
  - Lack of school supplies

### Allani

Most children accessed education

### Azmarin

Lack of teaching staff  
Lack of school supplies

### Betiya

Lack of teaching staff  
Lack of school supplies

### Abu Talha

Most children accessed education

### Aljib

Most children accessed education

## Health



Most common health problems



Most common barriers to accessing healthcare

### Abu Talha

Pregnancy related diseases  
Acute respiratory infections  
Severe diseases affecting those aged less than 5

No difficulties reported

### Aljib

Disabilities  
Skin diseases

No facilities in the area

### Allani

Acute respiratory infections  
Fever  
Severe diseases affecting those aged less than 5

No difficulties reported

### Azmarin

Skin diseases  
Chronic diseases

High cost of transportation

### Betiya

Skin diseases

No facilities in the area

## Food Security

### Abu Talha

Bread: 150 SYP  
Rice: 500 SYP  
Lentils: 400 SYP  
Sugar: 200 SYP  
Cooking oil: 600 SYP

- Public bakeries
- No difficulties reported

### Aljib

Bread: no info  
Rice: 300 SYP  
Lentils: 250 SYP  
Sugar: 300 SYP  
Cooking oil: 500 SYP

- Private bakeries
- No difficulties reported

### Allani

Bread: 150 SYP  
Rice: 500 SYP  
Lentils: 350 SYP  
Sugar: 200 SYP  
Cooking oil: 600 SYP

- Public bakeries
- No difficulties reported

### Azmarin

Bread: no info  
Rice: 325 SYP  
Lentils: 300 SYP  
Sugar: 300 SYP  
Cooking oil: 500 SYP

- Private bakeries
- No difficulties reported

### Betiya

Bread: 120 SYP  
Rice: 400 SYP  
Lentils: 300 SYP  
Sugar: 300 SYP  
Cooking oil: 500 SYP

- Government distribution
- No difficulties reported
- Private bakeries unavailable

Main challenges to obtaining food

- No challenges
- Some foods unavailable
- Local production decreased
- Lack of access to markets
- Some foods expensive
- Lack of resources to buy food
- Lack of access to fuel
- Cooking fuel unavailable
- No information

Bread (public): 1 pack  
Rice: 1kg  
Lentils: 1kg  
Sugar: 1kg  
Cooking oil: 1 litre

Access to bread

- Most common source of bread
- Most common barriers to accessing bread
- Number of days, per month, where bread from private bakeries was unavailable

# Salqin 2/6, Idlib Governorate

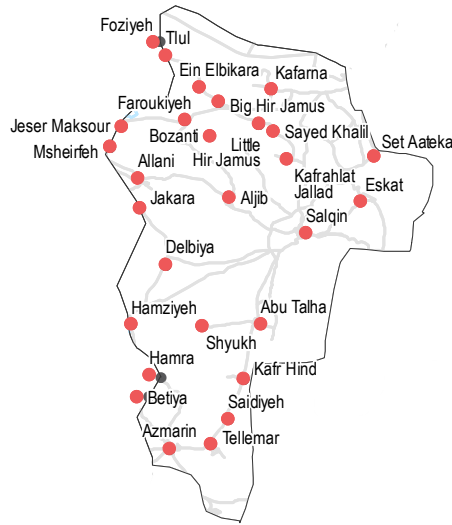
# April 2018

## Displacement

- % of pre-conflict population remaining
- % of population that are female
- % of female-headed households
- IDPs living in village
- New IDP arrivals
- Returnees

Community	% of pre-conflict population remaining	% of population that are female	% of female-headed households	IDPs living in village	New IDP arrivals	Returnees
<b>Big Hir Jamus</b>	76-100%	26-50%	1-25%	Yes	No	No
<b>Bozanti</b>	76-100%	26-50%	1-25%	Yes	No	No
<b>Delbiya</b>	76-100%	51-75%	26-50%	Yes	No	No
<b>Ein Elbikara</b>	76-100%	51-75%	1-25%	Yes	Yes	No
<b>Eskat</b>	76-100%	26-50%	1-25%	Yes	No	No

•28/28 communities assessed (5 communities are shown on the previous factsheet, 18 communities are shown on the next four factsheets): Big Hir Jamus, Bozanti, Delbiya, Ein Elbikara, Eskat



## Shelter

- Independent apartment or house
- Shared apartment or house
- Unfinished apartment or house
- Tent
- Private space not for shelter
- Cave/natural shelter
- Collective public space not for shelter
- No IDPs
- No information
- Min - Max: rent paid per room (where known)

Community	NDPs	IDPs
<b>Big Hir Jamus</b>		
	3000 - 4000 SYP	
<b>Ein Elbikara</b>		
	No info	
<b>Bozanti</b>		
	No info	
<b>Eskat</b>		
	3000 - 4000 SYP	
<b>Delbiya</b>		
	9000 - 10000 SYP	

## Livelihoods

Most common sources of income

Most common strategies used to cope with lack of income / resources

Community	Most common sources of income	Most common strategies used to cope with lack of income / resources
<b>Big Hir Jamus</b>	Daily employment Farm owning Business/trade	Children sent to work/beg
<b>Bozanti</b>	Daily employment	Borrowing from family/friends
<b>Delbiya</b>	Daily employment	Borrowing from family/friends
<b>Ein Elbikara</b>	Daily employment	Borrowing from family/friends
<b>Eskat</b>	Daily employment Farm owning Business/trade	Children sent to work/beg

## NFIs

Community	B	C	D	F
<b>Big Hir Jamus</b>	7500 SYP	250 SYP	225 SYP	45000 SYP
<b>Ein Elbikara</b>	8500 SYP	65 SYP	225 SYP	40000 SYP
<b>Bozanti</b>	9000 SYP	70 SYP	250 SYP	50000 SYP
<b>Delbiya</b>	8000 SYP	85 SYP	225 SYP	50000 SYP
<b>Eskat</b>	7500 SYP	250 SYP	225 SYP	45000 SYP

- Most common electricity source
- Main network
- Generator
- No source
- Solar alternative
- Batteries
- No information
- Fuel Prices (SYP)\*
- B** Butane (cannister)
- C** Coal (1kg)
- D** Diesel (1 litre)
- F** Firewood (1 tonne)
- NFI Prices (SYP)\*
- Cement (50kg)
- Floor mat (3\*4m)
- Plastic tarpaulin (1m<sup>2</sup>)
- Tent (5 persons)
- NA: not available for purchase

Community	Most common strategies used to cope with a lack of fuel
<b>Big Hir Jamus</b>	No lack of fuel
<b>Bozanti</b>	No lack of fuel
<b>Ein Elbikara</b>	No lack of fuel
<b>Delbiya</b>	No lack of fuel
<b>Eskat</b>	No lack of fuel

# Salqin 2/6, Idleb Governorate

# April 2018

## WASH

- Most common water source**
- Water is safe to drink
  - Water tastes/smells bad
  - People sick after drinking
  - No information
- Sufficiency of available water to meet household needs**
- Sufficient
  - Insufficient
  - No information
- Most common method of garbage disposal**
- Disposed at designated site

### Big Hir Jamus

- Network
- Disposed at designated site

### Bozanti

- Water trucking
- Public free collection

### Delbiya

- Water trucking
- Public free collection

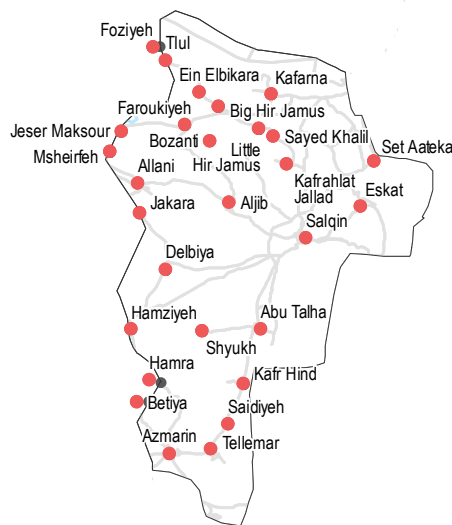
### Ein Elbikara

- Water trucking
- Public free collection

### Eskat

- Network
- Disposed at designated site

•28/28 communities assessed (5 communities are shown on the previous factsheet, 18 communities are shown on the next four factsheets): Big Hir Jamus, Bozanti, Delbiya, Ein Elbikara, Eskat



## Education

- Status of primary schools in village**
- Functioning
  - Not functioning
  - Not available
  - No information
- Barriers to accessing education services**
- Services are too far

### Delbiya

- Lack of school supplies
- Services are too far

### Ein Elbikara

- Lack of teaching staff
- Lack of school supplies

### Big Hir Jamus

Most children accessed education

### Eskat

Most children accessed education

### Bozanti

Services are too far

## Health



Most common health problems



Most common barriers to accessing healthcare

### Big Hir Jamus

- Injuries
- Acute respiratory infections
- Severe diseases affecting those aged less than 5

No difficulties reported

### Bozanti

- Skin diseases

No facilities in the area

### Delbiya

- Disabilities
- Diarrhoea
- Skin diseases

Services are too expensive

### Ein Elbikara

- Skin diseases

No facilities in the area

### Eskat

- Pregnancy related diseases
- Fever
- Severe diseases affecting those aged less than 5

No difficulties reported

## Food Security

### Big Hir Jamus

- Public bakeries
  - No difficulties reported
  - 1 to 10
- Bread: 150 SYP  
Rice: 500 SYP  
Lentils: 350 SYP  
Sugar: 200 SYP  
Cooking oil: 600 SYP

### Bozanti

- Government distribution
  - No difficulties reported
  - Private bakeries unavailable
- Bread: 125 SYP  
Rice: 400 SYP  
Lentils: 325 SYP  
Sugar: 300 SYP  
Cooking oil: 500 SYP

### Delbiya

- Government distribution
  - No difficulties reported
  - 0
- Bread: no info  
Rice: 325 SYP  
Lentils: 300 SYP  
Sugar: 300 SYP  
Cooking oil: 500 SYP

### Ein Elbikara

- Government distribution
  - No difficulties reported
  - Private bakeries unavailable
- Bread: 120 SYP  
Rice: 400 SYP  
Lentils: 300 SYP  
Sugar: 325 SYP  
Cooking oil: 500 SYP

### Eskat

- Public bakeries
  - No difficulties reported
  - 0
- Bread: 150 SYP  
Rice: 500 SYP  
Lentils: 400 SYP  
Sugar: 200 SYP  
Cooking oil: 650 SYP

Main challenges to obtaining food

- No challenges
- Some foods unavailable
- Local production decreased
- Lack of access to markets
- Some foods expensive
- Lack of resources to buy food
- Lack of access to fuel
- Cooking fuel unavailable
- No information

Bread (public): 1 pack  
Rice: 1kg  
Lentils: 1kg  
Sugar: 1kg  
Cooking oil: 1 litre

Access to bread

Most common source of bread

Most common barriers to accessing bread

Number of days, per month, where bread from private bakeries was unavailable

# Salqin 3/6, Idleb Governorate

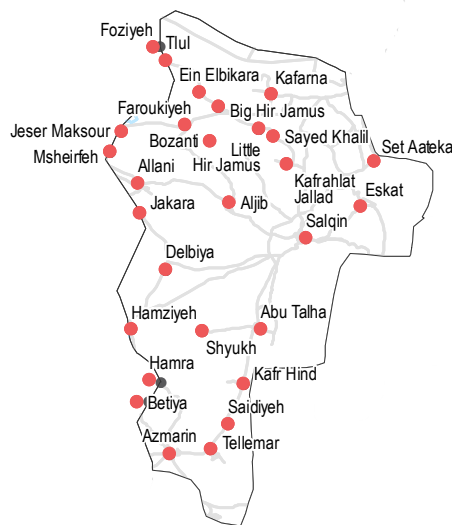
# April 2018

## Displacement

- % of pre-conflict population remaining
- % of population that are female
- % of female-headed households
- IDPs living in village
- New IDP arrivals
- Returnees

Community	% of pre-conflict population remaining	% of population that are female	% of female-headed households	IDPs living in village	New IDP arrivals	Returnees
<b>Faroukiyeh</b>	76-100%	51-75%	1-25%	Yes	No	No
<b>Foziyeh</b>	76-100%	51-75%	1-25%	Yes	No	No
<b>Hamra</b>	76-100%	51-75%	1-25%	Yes	Yes	No
<b>Hamziyeh</b>	76-100%	51-75%	1-25%	Yes	No	No
<b>Jakara</b>	76-100%	51-75%	1-25%	Yes	Yes	No

• 28/28 communities assessed (10 communities are shown on the previous two factsheets, 13 communities are shown on the next three factsheets): Faroukiyeh, Foziyeh, Hamra, Hamziyeh, Jakara



## Shelter

- Independent apartment or house
- Shared apartment or house
- Unfinished apartment or house
- Tent
- Private space not for shelter
- Cave/natural shelter
- Collective public space not for shelter
- No IDPs
- No information
- Min - Max: rent paid per room (where known)

Community	NDPs	IDPs
<b>Faroukiyeh</b>		
<b>Hamziyeh</b>		
<b>Foziyeh</b>		
<b>Jakara</b>		
<b>Hamra</b>		

## Livelihoods

- Most common sources of income
- Most common strategies used to cope with lack of income / resources

Community	Most common sources of income	Most common strategies used to cope with lack of income / resources
<b>Faroukiyeh</b>	Daily employment	Borrowing from family/friends
<b>Foziyeh</b>	Daily employment	Borrowing from family/friends
<b>Hamra</b>	Daily employment	Borrowing from family/friends
<b>Hamziyeh</b>	Daily employment	Borrowing from family/friends
<b>Jakara</b>	Daily employment	Borrowing from family/friends

## NFIs

Community	B	C	D	F
<b>Faroukiyeh</b>	9000 SYP	65 SYP	250 SYP	50000 SYP
<b>Foziyeh</b>	8500 SYP	80 SYP	225 SYP	50000 SYP
<b>Hamra</b>	9000 SYP	60 SYP	250 SYP	45000 SYP
<b>Hamziyeh</b>	8000 SYP	75 SYP	225 SYP	50000 SYP
<b>Jakara</b>	8500 SYP	65 SYP	225 SYP	45000 SYP

- Most common electricity source
  - Main network
  - Generator
  - No source
  - Solar alternative
  - Batteries
  - No information
- Fuel Prices (SYP)\*
  - B** Butane (cannister)
  - C** Coal (1kg)
  - D** Diesel (1 litre)
  - F** Firewood (1 tonne)
- NFI Prices (SYP)\*
  - Cement (50kg)
  - Floor mat (3\*4m)
  - Plastic tarpaulin (1m<sup>2</sup>)
  - Tent (5 persons)
- NA: not available for purchase

Community	B	C	D	F
<b>Hamra</b>	9000 SYP	60 SYP	250 SYP	45000 SYP

Community	Most common strategies used to cope with a lack of fuel
<b>Faroukiyeh</b>	No lack of fuel
<b>Foziyeh</b>	No lack of fuel
<b>Hamra</b>	No lack of fuel
<b>Hamziyeh</b>	No lack of fuel
<b>Jakara</b>	No lack of fuel

**WASH**

- Most common water source
- Status of water source
- Water is safe to drink
  - Water tastes/smells bad
  - People sick after drinking
  - No information
- Sufficiency of available water to meet household needs
- Sufficient
  - Insufficient
  - No information
- Most common method of garbage disposal

**Faroukiyeh**

- Water trucking
- Private paid collection

**Foziyeh**

- Water trucking
- Public free collection

**Hamra**

- Water trucking
- Left in street / public area

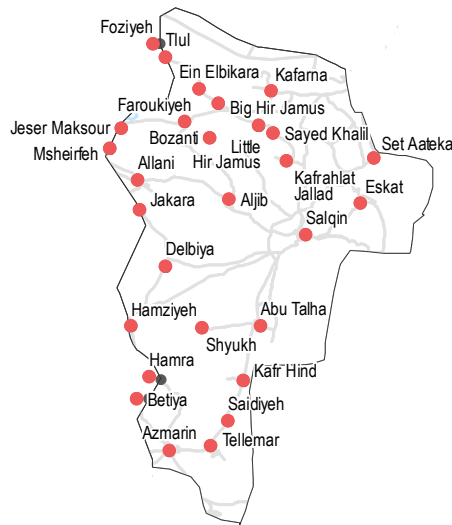
**Hamziyeh**

- Water trucking
- Left in street / public area

**Jakara**

- Water trucking
- Left in street / public area

• 28/28 communities assessed (10 communities are shown on the previous two factsheets, 13 communities are shown on the next three factsheets): Faroukiyeh, Foziyeh, Hamra, Hamziyeh, Jakara



**Education**

- Status of primary schools in village
- Functioning
  - Not functioning
  - Not available
  - No information
- Barriers to accessing education services

**Hamra**

- Lack of teaching staff
- Lack of school supplies

**Hamziyeh**

- Most children accessed education

**Jakara**

- Lack of teaching staff

**Faroukiyeh**

- Lack of teaching staff
- Lack of school supplies

**Foziyeh**

- Services are too far

**Health**

- Most common health problems

- Most common barriers to accessing healthcare

**Faroukiyeh**

Skin diseases

No facilities in the area

**Foziyeh**

Skin diseases  
Chronic diseases

No facilities in the area

**Hamra**

Skin diseases

No facilities in the area

**Hamziyeh**

Skin diseases  
Chronic diseases

No facilities in the area

**Jakara**

Skin diseases

No facilities in the area

**Food Security**

**Faroukiyeh**

- Bread: 115 SYP
- Rice: 450 SYP
- Lentils: 300 SYP
- Sugar: 325 SYP
- Cooking oil: 550 SYP

- Government distribution

- No difficulties reported

- Private bakeries unavailable

**Foziyeh**

- Bread: 120 SYP
- Rice: 400 SYP
- Lentils: 300 SYP
- Sugar: 300 SYP
- Cooking oil: 500 SYP

- Government distribution

- No difficulties reported

- Private bakeries unavailable

**Hamra**

- Bread: 120 SYP
- Rice: 425 SYP
- Lentils: 325 SYP
- Sugar: 325 SYP
- Cooking oil: 500 SYP

- Government distribution

- No difficulties reported

- Private bakeries unavailable

**Hamziyeh**

- Bread: 120 SYP
- Rice: 400 SYP
- Lentils: 300 SYP
- Sugar: 325 SYP
- Cooking oil: 500 SYP

- Government distribution

- No difficulties reported

- Private bakeries unavailable

**Jakara**

- Bread: 125 SYP
- Rice: 400 SYP
- Lentils: 300 SYP
- Sugar: 300 SYP
- Cooking oil: 500 SYP

- Government distribution

- No difficulties reported

- Private bakeries unavailable

Main challenges to obtaining food

- No challenges
- Some foods unavailable
- Local production decreased
- Lack of access to markets
- Some foods expensive
- Lack of resources to buy food
- Lack of access to fuel
- Cooking fuel unavailable
- No information

Bread (public): 1 pack  
 Rice: 1kg  
 Lentils: 1kg  
 Sugar: 1kg  
 Cooking oil: 1 litre

Access to bread

- Most common source of bread
- Most common barriers to accessing bread
- Number of days, per month, where bread from private bakeries was unavailable

# Salqin 4/6, Idleb Governorate

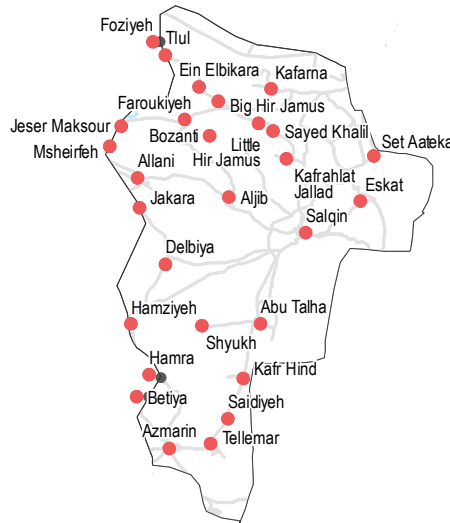
# April 2018

## Displacement

- % of pre-conflict population remaining
- % of population that are female
- % of female-headed households
- IDPs living in village
- New IDP arrivals
- Returnees

Community	% of pre-conflict population remaining	% of population that are female	% of female-headed households	IDPs living in village	New IDP arrivals	Returnees
<b>Jeser Maksour</b>	76-100%	51-75%	1-25%	Yes	No	No
<b>Kafarna</b>	76-100%	51-75%	1-25%	Yes	No	No
<b>Kafr Hind</b>	76-100%	51-75%	1-25%	Yes	No	No
<b>Kafrahlal Jallad</b>	76-100%	51-75%	1-25%	Yes	No	No
<b>Little Hir Jamus</b>	76-100%	51-75%	1-25%	Yes	No	No

• 28/28 communities assessed (15 communities are shown on the previous three factsheets, 8 communities are shown on the next two factsheets): Jeser Maksour, Kafarna, Kafr Hind, Kafrahlal Jallad, Little Hir Jamus



## Shelter

- Independent apartment or house
- Shared apartment or house
- Unfinished apartment or house
- Tent
- Private space not for shelter
- Cave/natural shelter
- Collective public space not for shelter
- No IDPs
- No information
- Min - Max: rent paid per room (where known)

Community	Most common shelter	NDPs	IDPs
<b>Jeser Maksour</b>	Independent apartment or house	8000 - 10000 SYP	
<b>Kafrahlal Jallad</b>	Independent apartment or house	6000 - 7000 SYP	
<b>Kafarna</b>	Independent apartment or house	9000 - 10000 SYP	
<b>Little Hir Jamus</b>	Independent apartment or house	7000 - 8000 SYP	
<b>Kafr Hind</b>	No IDPs		
<b>Kafr Hind</b>	No information		
<b>Kafr Hind</b>	Min - Max: rent paid per room (where known)	9000 - 10000 SYP	

## Livelihoods

- Most common sources of income
- Most common strategies used to cope with lack of income / resources

Community	Most common sources of income	Most common strategies used to cope with lack of income / resources
<b>Jeser Maksour</b>	Daily employment	Borrowing from family/friends
<b>Kafarna</b>	Daily employment	Borrowing from family/friends
<b>Kafr Hind</b>	Daily employment	Borrowing from family/friends
<b>Kafrahlal Jallad</b>	Daily employment	Borrowing from family/friends
<b>Little Hir Jamus</b>	Daily employment	Borrowing from family/friends

## NFIs

Community	Most common electricity source	Fuel Prices (SYP)*	NFI Prices (SYP)*
<b>Jeser Maksour</b>	Generator	B 8500 SYP, C 80 SYP, D 225 SYP, F 55000 SYP	Cement (50kg), Floor mat (3*4m), Plastic tarpaulin (1m²), Tent (5 persons)
<b>Kafrahlal Jallad</b>	Generator	B 7500 SYP, C 75 SYP, D 225 SYP, F 45000 SYP	
<b>Kafarna</b>	Generator	B 9000 SYP, C 70 SYP, D 225 SYP, F 55000 SYP	
<b>Little Hir Jamus</b>	Generator	B 9000 SYP, C 70 SYP, D 250 SYP, F 50000 SYP	
<b>Kafr Hind</b>	No source	B 8000 SYP, C 75 SYP, D 230 SYP, F 55000 SYP	

Community	Most common strategies used to cope with a lack of fuel
<b>Jeser Maksour</b>	No lack of fuel
<b>Kafarna</b>	No lack of fuel
<b>Kafrahlal Jallad</b>	No lack of fuel
<b>Kafr Hind</b>	No lack of fuel
<b>Little Hir Jamus</b>	No lack of fuel

**WASH**

- Most common water source
- Status of water source
- Water is safe to drink
  - Water tastes/smells bad
  - People sick after drinking
  - No information
- Sufficiency of available water to meet household needs
- Sufficient
  - Insufficient
  - No information
- Most common method of garbage disposal

**Jeser Maksour**

- Closed well
- Left in street / public area

**Kafarna**

- Water trucking
- Public free collection

**Kafr Hind**

- Water trucking
- Left in street / public area

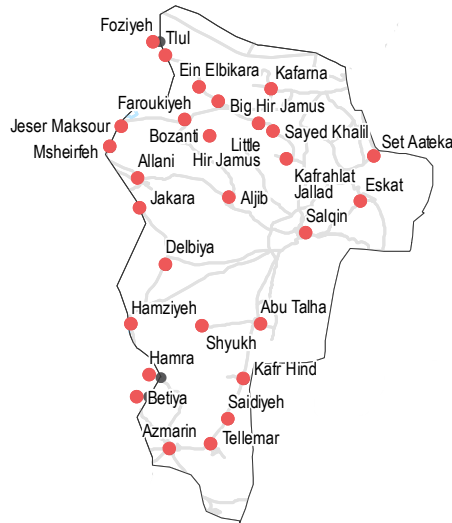
**Kafrahlal Jallad**

- Water trucking
- Buried / burned

**Little Hir Jamus**

- Water trucking
- Public free collection

• 28/28 communities assessed (15 communities are shown on the previous three factsheets, 8 communities are shown on the next two factsheets): Jeser Maksour, Kafarna, Kafr Hind, Kafrahlal Jallad, Little Hir Jamus



**Education**

- Status of primary schools in village
- Functioning
  - Not functioning
  - Not available
  - No information
- Barriers to accessing education services

**Kafr Hind**

Most children accessed education

**Kafrahlal Jallad**

Most children accessed education

**Jeser Maksour**

Some facilities destroyed  
Lack of teaching staff

**Kafarna**

Most children accessed education

**Health**

Most common health problems

Most common barriers to accessing healthcare

**Jeser Maksour**

Diarrhoea  
Skin diseases

No facilities in the area

**Kafarna**

Chronic diseases

No facilities in the area

**Kafr Hind**

Skin diseases  
Chronic diseases

No facilities in the area

**Kafrahlal Jallad**

Disabilities  
Skin diseases  
Chronic diseases

No facilities in the area  
High cost of transportation  
Lack of transportation

**Little Hir Jamus**

Skin diseases  
Chronic diseases

No facilities in the area

**Food Security**

**Jeser Maksour**

- Bread: 115 SYP
- Rice: 400 SYP
- Lentils: 250 SYP
- Sugar: 300 SYP
- Cooking oil: 500 SYP
- Shops
- No difficulties reported
- Private bakeries unavailable

**Kafarna**

- Bread: 125 SYP
- Rice: 400 SYP
- Lentils: 300 SYP
- Sugar: 300 SYP
- Cooking oil: 500 SYP
- Government distribution
- No difficulties reported
- Private bakeries unavailable

**Kafr Hind**

- Bread: 120 SYP
- Rice: 325 SYP
- Lentils: 300 SYP
- Sugar: 300 SYP
- Cooking oil: 500 SYP
- Government distribution
- No difficulties reported
- Private bakeries unavailable

**Kafrahlal Jallad**

- Bread: 115 SYP
- Rice: 400 SYP
- Lentils: 300 SYP
- Sugar: 300 SYP
- Cooking oil: 500 SYP
- Public bakeries
- No difficulties reported
- Private bakeries unavailable

**Little Hir Jamus**

- Bread: 120 SYP
- Rice: 400 SYP
- Lentils: 300 SYP
- Sugar: 300 SYP
- Cooking oil: 500 SYP
- Government distribution
- No difficulties reported
- Private bakeries unavailable

Main challenges to obtaining food

- No challenges
- Some foods unavailable
- Local production decreased
- Lack of access to markets
- Some foods expensive
- Lack of resources to buy food
- Lack of access to fuel
- Cooking fuel unavailable
- No information

Bread (public): 1 pack  
Rice: 1kg  
Lentils: 1kg  
Sugar: 1kg  
Cooking oil: 1 litre

Access to bread

- Most common source of bread
- Most common barriers to accessing bread
- Number of days, per month, where bread from private bakeries was unavailable

# Salqin 5/6, Idleb Governorate

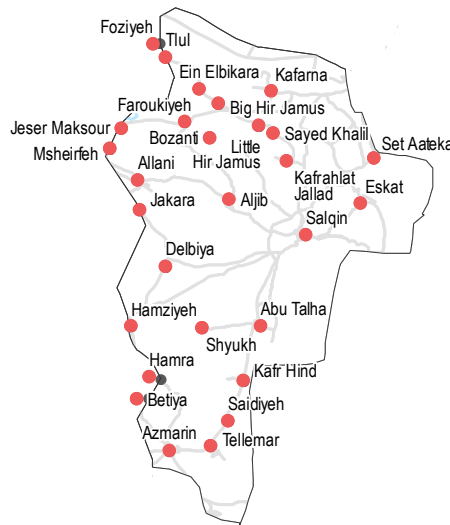
# April 2018

## Displacement

- % of pre-conflict population remaining
- % of population that are female
- % of female-headed households
- IDPs living in village
- New IDP arrivals
- Returnees

Community	% of pre-conflict population remaining	% of population that are female	% of female-headed households	IDPs living in village	New IDP arrivals	Returnees
<b>Msheirfeh</b>	76-100%	51-75%	1-25%	Yes	Yes	No
<b>Saidiyeh</b>	76-100%	51-75%	1-25%	Yes	Yes	No
<b>Salqin</b>	76-100%	26-50%	1-25%	Yes	Yes	No
<b>Sayed Khalil</b>	76-100%	26-50%	1-25%	Yes	No	No

• 28/28 communities assessed (20 communities are shown on the previous four factsheets, 4 communities are shown on the next factsheet): Msheirfeh, Saidiyeh, Salqin, Sayed Khalil



## NFIs

Community	B	C	D	F
<b>Msheirfeh</b>	8500 SYP	70 SYP	250 SYP	50000 SYP
<b>Sayed Khalil</b>	9500 SYP	70 SYP	350 SYP	47000 SYP
<b>Saidiyeh</b>	9000 SYP	70 SYP	225 SYP	45000 SYP
<b>Salqin</b>	8000 SYP	250 SYP	250 SYP	45000 SYP

- Most common electricity source
- Main network
  - Generator
  - No source
  - Solar alternative
  - Batteries
  - No information
- Fuel Prices (SYP)\*
- B** Butane (cannister)
  - C** Coal (1kg)
  - D** Diesel (1 litre)
  - F** Firewood (1 tonne)
- NFI Prices (SYP)\*
- Cement (50kg)
  - Floor mat (3\*4m)
  - Plastic tarpaulin (1m<sup>2</sup>)
  - Tent (5 persons)
- NA: not available for purchase

## Shelter

- Most common shelter
- Independent apartment or house
  - Shared apartment or house
  - Unfinished apartment or house
  - Tent
  - Private space not for shelter
  - Cave/natural shelter
  - Collective public space not for shelter
  - No IDPs
  - No information
- Min - Max: rent paid per room (where known)

Community	NDPs	IDPs	Min - Max: rent paid per room (where known)
<b>Msheirfeh</b>			5000 - 6000 SYP
<b>Sayed Khalil</b>			5000 - 6000 SYP
<b>Saidiyeh</b>			7000 - 8000 SYP
<b>Salqin</b>			3000 - 4000 SYP

## Livelihoods

- Most common sources of income
- Most common strategies used to cope with lack of income / resources

Community	Most common sources of income	Most common strategies used to cope with lack of income / resources
<b>Msheirfeh</b>	Daily employment	Borrowing from family/friends
<b>Saidiyeh</b>	Daily employment	Borrowing from family/friends
<b>Salqin</b>	Daily employment Farm owning Business/trade	Children sent to work/beg
<b>Sayed Khalil</b>	Daily employment	Borrowing from family/friends

- Msheirfeh**  
No lack of fuel
- Saidiyeh**  
No lack of fuel
- Salqin**  
No lack of fuel
- Sayed Khalil**  
No lack of fuel

# Salqin 5/6, Idleb Governorate

# April 2018

## WASH

- Most common water source**
- Status of water source**
- Water is safe to drink
  - Water tastes/smells bad
  - People sick after drinking
  - No information
- Sufficiency of available water to meet household needs**
- Sufficient
  - Insufficient
  - No information
- Most common method of garbage disposal**

### Msheirfeh

- Closed well
- Public free collection

### Saidiyeh

- Water trucking
- Public free collection

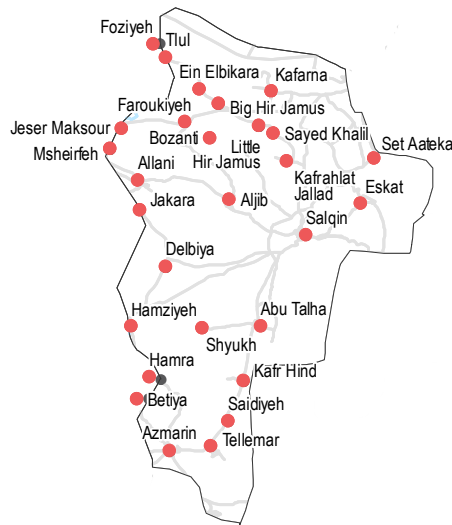
### Salqin

- Network
- Disposed at designated site

### Sayed Khalil

- Water trucking
- Public free collection

• 28/28 communities assessed (20 communities are shown on the previous four factsheets, 4 communities are shown on the next factsheet): Msheirfeh, Saidiyeh, Salqin, Sayed Khalil



## Food Security

### Msheirfeh

- Bread: 120 SYP
- Rice: 400 SYP
- Lentils: 325 SYP
- Sugar: 300 SYP
- Cooking oil: 500 SYP
- Government distribution
- No difficulties reported
- Private bakeries unavailable

### Saidiyeh

- Bread: 120 SYP
- Rice: 400 SYP
- Lentils: 300 SYP
- Sugar: 300 SYP
- Cooking oil: 500 SYP
- Government distribution
- No difficulties reported
- Private bakeries unavailable

### Salqin

- Bread: 150 SYP
- Rice: 500 SYP
- Lentils: 400 SYP
- Sugar: 200 SYP
- Cooking oil: 650 SYP
- Public bakeries
- No difficulties reported
- 0

### Sayed Khalil

- Bread: no info
- Rice: 425 SYP
- Lentils: 325 SYP
- Sugar: 325 SYP
- Cooking oil: 550 SYP
- Shops
- No difficulties reported
- Private bakeries unavailable

Main challenges to obtaining food

- No challenges
- Some foods unavailable
- Local production decreased
- Lack of access to markets
- Some foods expensive
- Lack of resources to buy food
- Lack of access to fuel
- Cooking fuel unavailable
- No information

Bread (public): 1 pack  
Rice: 1kg  
Lentils: 1kg  
Sugar: 1kg  
Cooking oil: 1 litre

Access to bread

- Most common source of bread

- Most common barriers to accessing bread

- Number of days, per month, where bread from private bakeries was unavailable

## Education

- Status of primary schools in village**
- Functioning
  - Not functioning
  - Not available
  - No information
- Barriers to accessing education services**

### Salqin

Most children accessed education

### Sayed Khalil

Lack of teaching staff  
Lack of school supplies

### Msheirfeh

Services are too far

### Saidiyeh

Most children accessed education

## Health

Most common health problems

Most common barriers to accessing healthcare

### Msheirfeh

Skin diseases  
Chronic diseases

No facilities in the area

### Saidiyeh

Skin diseases

No facilities in the area

### Salqin

Pregnancy related diseases  
Injuries  
Severe diseases affecting those aged less than 5

No difficulties reported

### Sayed Khalil

Skin diseases

No facilities in the area

# Salqin 6/6, Idleb Governorate

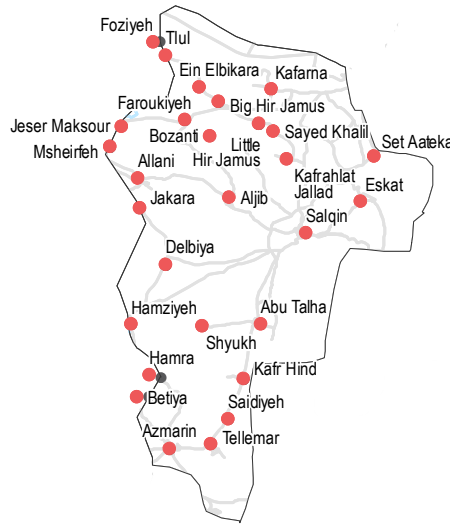
# April 2018

## Displacement

- % of pre-conflict population remaining
- % of population that are female
- % of female-headed households
- IDPs living in village
- New IDP arrivals
- Returnees

Community	% of pre-conflict population remaining	% of population that are female	% of female-headed households	IDPs living in village	New IDP arrivals	Returnees
<b>Set Aateka</b>	76-100%	1-25%	1-25%	Yes	No	No
<b>Shyukh</b>	76-100%	51-75%	1-25%	Yes	No	No
<b>Tellemar</b>	76-100%	76-100%	1-25%	Yes	Yes	No
<b>Tlul</b>	76-100%	26-50%	1-25%	Yes	No	No

• 28/28 communities assessed (24 communities are shown on the previous five factsheets): Set Aateka, Shyukh, Tellemar, Tlul



## Shelter

- Independent apartment or house
- Shared apartment or house
- Unfinished apartment or house
- Tent
- Private space not for shelter
- Cave/natural shelter
- Collective public space not for shelter
- No IDPs
- No information
- Min - Max: rent paid per room (where known)

Community	Most common shelter	NDPs	IDPs
<b>Set Aateka</b>	Independent apartment or house	5000 - 6500 SYP	3000 - 4000 SYP
<b>Shyukh</b>	Shared apartment or house	9000 - 10000 SYP	
<b>Tellemar</b>	Unfinished apartment or house	20000 - 25000 SYP	

## Livelihoods

- Most common sources of income
- Most common strategies used to cope with lack of income / resources

Community	Most common sources of income	Most common strategies used to cope with lack of income / resources
<b>Set Aateka</b>	Daily employment Farm owning Savings	No info
<b>Shyukh</b>	Daily employment	Borrowing from family/friends
<b>Tellemar</b>	Daily employment	Borrowing from family/friends
<b>Tlul</b>	Daily employment Farm owning Business/trade	Children sent to work/beg

## NFIs

Community	Generator	Solar alternative	Batteries	No information
<b>Set Aateka</b>	B 7300 SYP	C NA	D 225 SYP	F 66000 SYP
<b>Tlul</b>	B 6500 SYP	C 250 SYP	D 228 SYP	F 45000 SYP
<b>Shyukh</b>	B 8500 SYP	C 70 SYP	D 250 SYP	F 45000 SYP
<b>Tellemar</b>	B 8000 SYP	C 80 SYP	D 250 SYP	F 60000 SYP

- Most common electricity source
- Main network
- Generator
- No source
- Solar alternative
- Batteries
- No information
- Fuel Prices (SYP)\*
- B** Butane (cannister)
- C** Coal (1kg)
- D** Diesel (1 litre)
- F** Firewood (1 tonne)
- NFI Prices (SYP)\*
- Cement (50kg)
- Floor mat (3\*4m)
- Plastic tarpaulin (1m<sup>2</sup>)
- Tent (5 persons)
- NA: not available for purchase

**Set Aateka**  
No lack of fuel

**Shyukh**  
No lack of fuel

**Tellemar**  
No lack of fuel

**Tlul**  
No lack of fuel

Most common strategies used to cope with a lack of fuel

# Salqin 6/6, Idleb Governorate

# April 2018

## WASH

- Most common water source**
- Water is safe to drink
  - Water tastes/smells bad
  - People sick after drinking
  - No information
- Sufficiency of available water to meet household needs**
- Sufficient
  - Insufficient
  - No information
- Most common method of garbage disposal**
- Left in street / public area
  - Disposed at designated site

### Set Aateka

- Water trucking
- Left in street / public area

### Shyukh

- Water trucking
- Left in street / public area

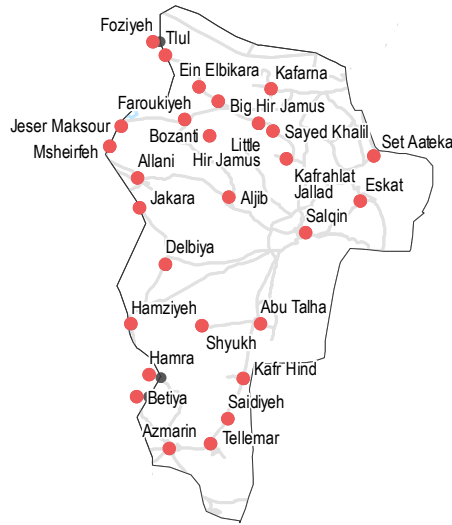
### Tellemar

- Water trucking
- Public free collection

### Tlul

- Network
- Disposed at designated site

• 28/28 communities assessed (24 communities are shown on the previous five factsheets): Set Aateka, Shyukh, Tellemar, Tlul



## Food Security

### Set Aateka

- Bread: no info
- Rice: 325 SYP
- Lentils: 250 SYP
- Sugar: 300 SYP
- Cooking oil: 450 SYP
- Private bakeries
- No difficulties reported

### Shyukh

- Bread: 120 SYP
- Rice: 400 SYP
- Lentils: 325 SYP
- Sugar: 325 SYP
- Cooking oil: 500 SYP
- Government distribution
- No difficulties reported
- Private bakeries unavailable

### Tellemar

- Bread: no info
- Rice: 300 SYP
- Lentils: 300 SYP
- Sugar: 325 SYP
- Cooking oil: 500 SYP
- Shops
- No difficulties reported
- Private bakeries unavailable

### Tlul

- Bread: 150 SYP
- Rice: 500 SYP
- Lentils: 400 SYP
- Sugar: 200 SYP
- Cooking oil: 600 SYP
- Public bakeries
- No difficulties reported

### Main challenges to obtaining food

- No challenges
- Some foods unavailable
- Local production decreased
- Lack of access to markets
- Some foods expensive
- Lack of resources to buy food
- Lack of access to fuel
- Cooking fuel unavailable
- No information

Bread (public): 1 pack  
Rice: 1kg  
Lentils: 1kg  
Sugar: 1kg  
Cooking oil: 1 litre

Access to bread  
Most common source of bread

Most common barriers to accessing bread  
Number of days, per month, where bread from private bakeries was unavailable

## Education

- Status of primary schools in village**
- Functioning
  - Not functioning
  - Not available
  - No information
- Barriers to accessing education services**
- Lack of teaching staff
  - Lack of school supplies

### Tellemar

- Lack of teaching staff
- Lack of school supplies

### Tlul

- Most children accessed education

### Set Aateka

- Most children accessed education

### Shyukh

- Lack of teaching staff
- Lack of school supplies

## Health

Most common health problems

Most common barriers to accessing healthcare

### Set Aateka

- Disabilities
- Skin diseases
- Chronic diseases

No facilities in the area

### Shyukh

- Skin diseases
- Communicable diseases

No facilities in the area

### Tellemar

- Diarrhoea
- Skin diseases
- Chronic diseases

No facilities in the area

### Tlul

- Injuries
- Acute respiratory infections
- Severe diseases affecting those aged less than 5

No difficulties reported