

OVERALL FINDINGS: 21-27 NOVEMBER

- **69 out of 908 ISMI-covered communities** in Aleppo, Hama, Homs and Idleb governorates experienced inward or outward movement of IDPs
 - 16,398 IDP arrivals
 - 10,548 IDP departures
- The **large majority of recorded IDP arrivals** occurred in Idleb governorate, particularly to **Dana sub-district (12,651 IDPs or 77% of all recorded arrivals)**.
- Large-scale displacement of populations from Aleppo governorate, driven by ongoing conflict in and around Aleppo city¹; **6,572 arrivals recorded originating from Aleppo** during the reporting period, 67% of which (4,417) arrived to Idleb governorate.

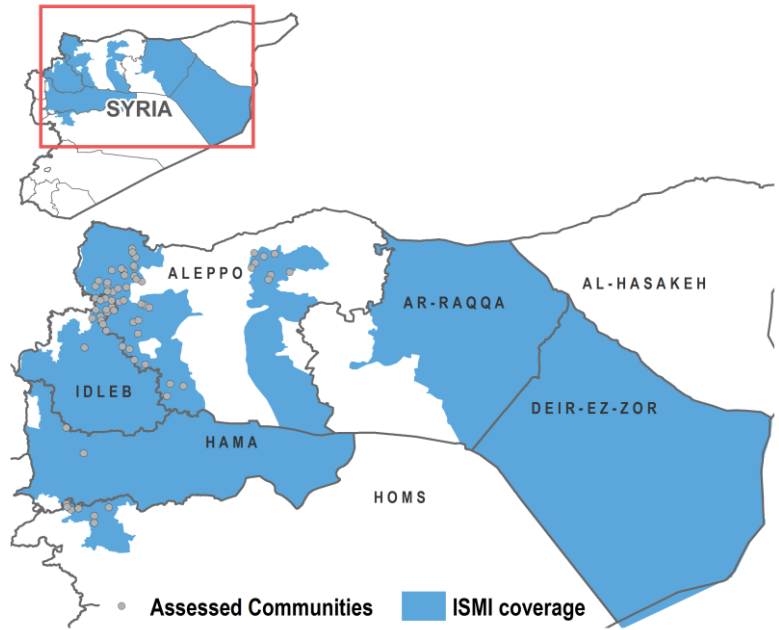


Table 1: Recorded IDP arrivals to ISMI-covered communities, by governorate, 21-27 November 2016

		IDP ARRIVALS				
		Reported arrivals (# IDPs)	Communities with largest IDP arrivals (# IDPs)		Most common origin of IDP arrivals ² (# IDPs)	
GOVERNORATE	Idleb	12,651	Qah (5,640)	Deir Hassan - Darhashan (1,470)	Kafr Naha (1,475)	Big Orm (690)
	Aleppo	2,862	Afrin and Zarzita (750 each)	Kafrantin (300)	Daret Azza (512)	Qabasin (238)
	Hama	585	Kafr Nabutha (540)	Halfaya (45)	Latmana (345)	Jbine (150)
	Homs	300	Dar Kabira (240)	Burj Qaei (54)	Zafaraniya (90)	Ar-Rastan (85)

Table 2: Recorded IDP departures from ISMI-covered communities, by governorate, 21-27 November 2016

		IDP DEPARTURES				
		Reported departures (# IDPs)	Communities with largest IDP departures (# IDPs)		Most common destinations of IDP departures (# IDPs)	
GOVERNORATE	Aleppo	8,334	Kafr Naha (3,000)	Big Orm (1,500)	Qah (500)	Sahara (250)
	Idleb	1,518	Kafr Jales (510)	Dana (384)	Jarablus (460)	Idleb (425)
	Homs	576	Tal Dahab (240)	Kafr Laha (192)	Lebanon (317)	Hama (125)
	Hama	120	Kafr Nabutha (120)	NA	As-Suqaylabyah (60)	Atma (42)

¹ UNHCR, [Syria: Flash Update on Recent Events, 7 December 2016](#)

² Location of origin refers to the most recent location IDPs have departed from

IDLEB GOVERNORATE

Recorded IDP arrivals

- 12,651 IDPs

% of arrivals from other governorates

- 86%

Most common shelter of newly arrived IDPs

- Camps (7,318 IDPs)
- Rented/owned housing (3,281 IDPs)

Recorded IDP departures

- 1,518 IDPs

% of departures to other governorates

- 37%

Most common reasons for IDPs leaving Idleb communities

- Escalation of conflict
- Unaffordability of rent
- Reduced access to food

Map 1: Major displacement in to Dana sub-district

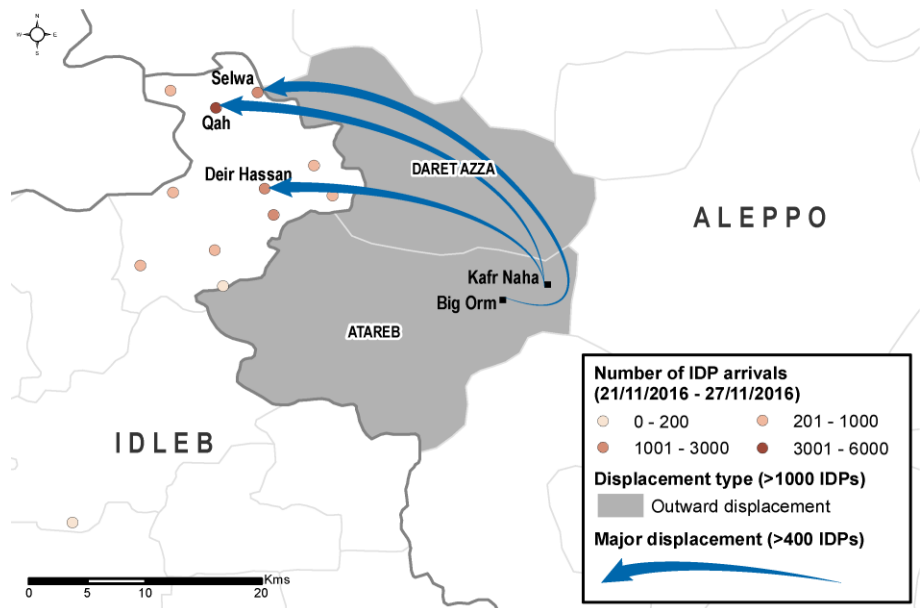


Figure 2: Five most common sub-districts of origin of arrivals² (# IDP)

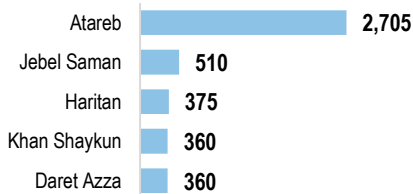


Figure 1: Eight highest reported arrivals to communities in Dana sub-district (# IDPs)

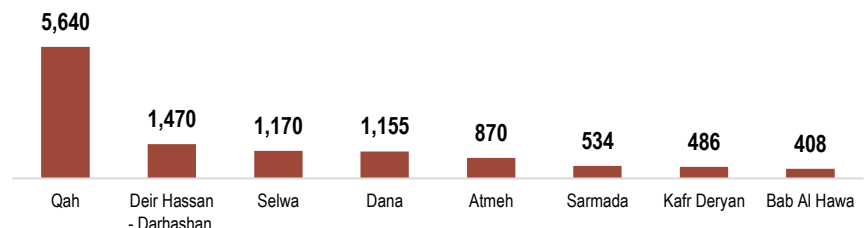


Figure 3: Five ISMI-covered communities with largest IDP departures (# IDP)

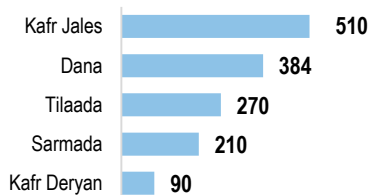
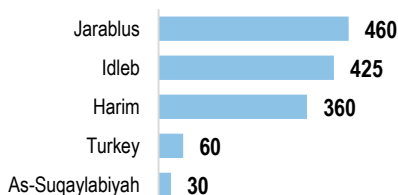


Figure 4: Five most common destinations (sub-districts) of IDP departures (# IDP)



As the governorate hosting the largest IDP population in northern Syria at the time of the assessment, Idleb also saw the largest number of people arriving and departing in the past week. **All IDP arrivals were recorded in Dana sub-district (12,651)**, with the largest inward movements arriving in the communities of **Qah (5,640) and Deir Hassan (1,470)** (Figure 1). Most commonly, IDPs were recorded arriving from Aleppo governorate (4,417), particularly from the communities of **Kafr Naha (1,475) and Big Orm (690)** in Atareb sub-district (Map 1, Figure 2). Additionally, 14% of arrivals had been displaced from communities within Idleb governorate itself, most commonly from **Khan Shaykun (360) and Kafr Nobol (300)** sub-districts, while 150 IDPs arrived from **Abu Kamal** sub-district in Deir ez Zor.

The **most common shelter types** for new arrivals were **camps (7,318) and rented/owned housing (3,281)**.

During the reporting period, a total of **1,518 IDPs faced secondary displacement** out of ISMI-covered communities in Idleb governorate. The largest number of departures were recorded from the communities of **Kafr Jales (34%) and Dana (25%)** (Figure 3). **Departing populations most commonly travelled to communities in Jarablus (460), Idleb (425) and Harim (360) sub-districts**, while 60 IDPs were also recorded travelling to Turkey.

IDPs most commonly reported leaving due to the escalation of conflict and unaffordability of rent.

ALEPPO GOVERNORATE

Map 2: Major displacement in Daret Azza and Atareb sub-districts

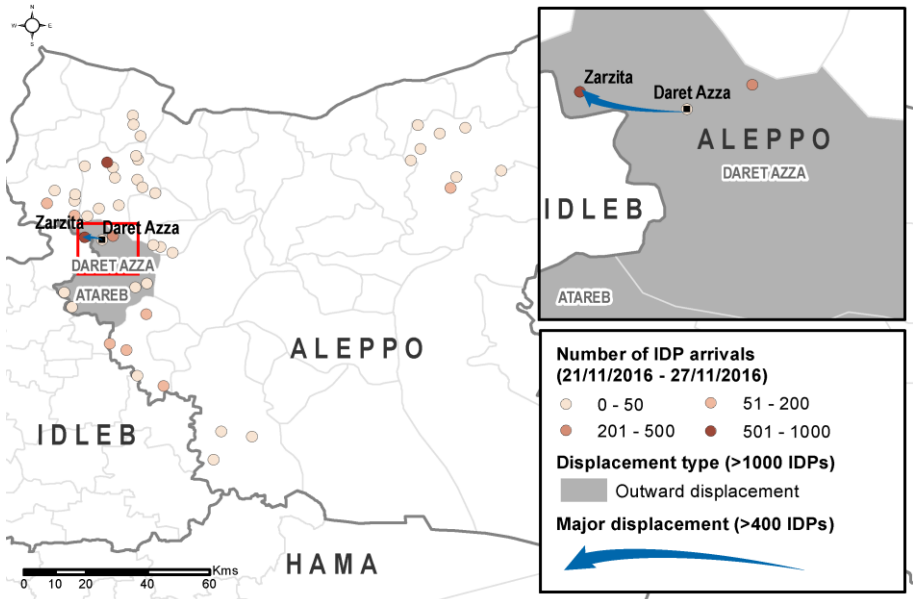
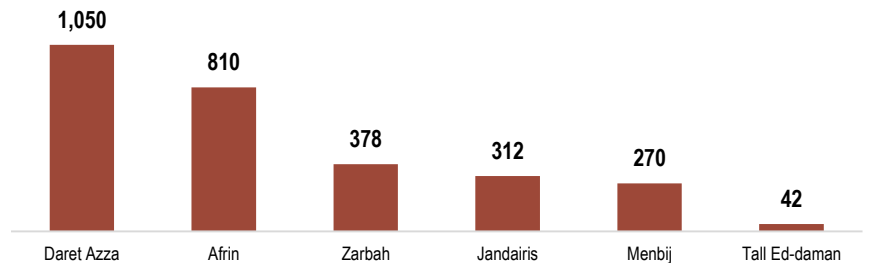


Figure 5: Reported arrivals to sub-district (# IDPs)



Considerable population movement was recorded in Aleppo governorate, with a total of **2,862 IDPs reportedly arriving in assessed communities** in the past week. Overall, the largest numbers of arrivals occurred in **Afrin and Zarzita communities** (Figures 5,6). The largest individual population movement was from Daret Azza to Zarzite (500). Almost all arrivals originated from within the governorate itself (98%), while small numbers of arrivals from Ar-Raqa (18), Idleb (18) and Deir-ez-Zor (12) were also recorded.

Newly arrived IDPs were most commonly staying in **rented/owned housing** (666), **individual tents** (407) and **collective centre** (400).

Overall, **8,334 IDPs experienced secondary displacement** during the reporting period. In particular, **significant displacement from Atareb sub-district** was recorded with a total of **6,300 IDPs leaving ISMI-covered communities; 60% of all recorded departures in the governorate**. Departing populations most commonly left due to loss of income, reduced conflict in their areas of origin and reduced access to food. IDPs largely remained within the governorate, travelling to communities in the sub-districts of **Jebel Saman (706)** and **A'zaz (269)**, while 505 IDPs were also recorded moving to the community of Qah in Idleb governorate (Figure 8).

Recorded IDP arrivals

- 2,862 IDPs

% of arrivals from other governorates

- 2%

Most common shelter of newly arrived IDPs

- Rented/owned housing (666 IDPs)
- Individual tents (407 IDPs)
- Collective centre (400 IDPs)

Recorded IDP departures

- 8,334 IDPs

% of departures to other governorates

- 35%

Most common reasons for IDPs leaving Aleppo communities

- Loss of income
- Reduced conflict in area of origin
- Reduced access to food

Figure 6: Five ISMI-covered communities receiving largest IDP arrivals (# IDPs)

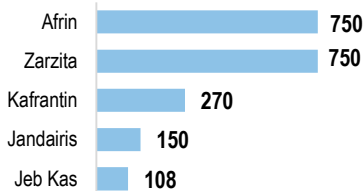


Figure 7: Five most common sub-districts of origin of arrivals² (# IDP)

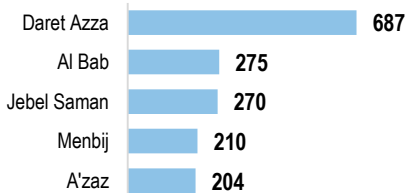
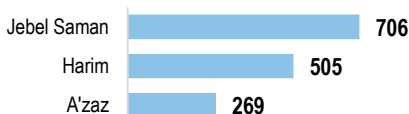


Figure 8: Three most common destinations (sub-districts) of IDP departures (# IDP)



HAMA GOVERNORATE

Two ISMI-covered communities in Hama governorate were reported to have received IDP during the past week; **Kafr Nabutha (540)** and **Halfaya (45)** (Figure 7). The majority of arrivals were displaced from **Latmana in Kafr Zeita sub-district (345)**, while 150 IDPs arrived from Jbine in Karnaz sub-district (Figure 8).

In total, **120 IDPs experienced secondary displacement from Kafr Nabutha**. While most destinations of departure were not known, the most commonly recorded destination was to As-Suqaylabiyah sub-district (Figure 9). Departing IDPs most commonly reported leaving because they were in transit and due to reduced access to water.

Figure 7: Reported arrivals to communities (# IDPs)



Figure 8: Sub-districts of origin of arrivals² (# IDPs)

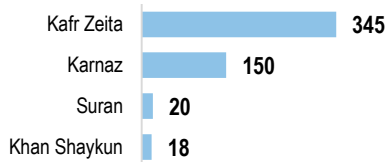
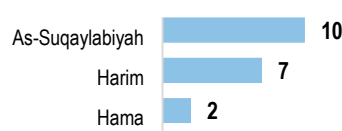


Figure 9: Recorded intended destinations (sub-districts) of departing IDPs (# IDPs)



Recorded IDP arrivals

- 1,250 IDPs

% of arrivals from other governorates

- 3%

Most common shelter of newly arrived IDPs

- Hosted accommodation (355 IDPs)
- Unfinished buildings (138 IDPs)

Recorded IDP departures

- 120 IDPs

% of departures to other governorates

- 37%

Most common reasons for IDPs leaving Hama communities

- Location intended as a transit only
- Reduced access to water

HOMS GOVERNORATE

In total, **300 IDPs arrived to ISMI-covered communities in Homs** during the reporting period, all originating from within the governorate itself. The majority of arrivals were recorded in the community of Dar Kabira (80%) (Figures 10,11). 576 IDPs experienced secondary displacement, the majority of which travelled to Lebanon (317), as well as to neighbouring Hama governorate (185).

Figure 10: Reported arrivals to sub-district (# IDPs)



Figure 11: ISMI-covered communities receiving largest IDP arrivals (# IDPs)

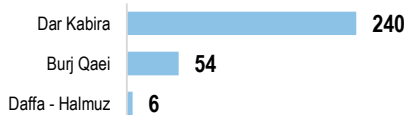
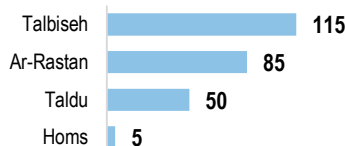


Figure 12: Most common sub-districts of origins of arrivals² (# IDPs)



Recorded IDP arrivals

- 300 IDPs

% of arrivals from other governorates

- 0%

Most common shelter of newly arrived IDPs

- Hosted accommodation (105 IDPs)
- Unfinished buildings (100 IDPs)

Recorded IDP departures

- 576 IDPs

% of departures to other governorates

- 96%

Most common reasons for IDPs leaving Homs communities

- Family reunification elsewhere

ABOUT ISMI & THIS FACTSHEET

The **IDP Situation Monitoring Initiative (ISMI)** is an initiative of the Camp Coordination and Camp Management (CCCM) Cluster, implemented by REACH with the support of Syria Relief Network (SRN) and cluster members.

Following a baseline assessment conducted between 23 October and 21 November 2016, weekly data collection cycles have been initiated to provide regular updates on IDP movements. Based on 908 communities assessed in the governorates of Aleppo, Hama, Homs and Idleb during the baseline, this factsheet presents a summary of reported inward and outward movements of IDPs in the days preceding data collection. **From 21-27 November 2016, such displacements were reported in 69 out of all ISMI-covered communities.**

Displacement was identified through an extensive key informant (KI) network, either through alert initiated by KIs or follow-up by enumerators. A range of 2-3 KIs were interviewed in each community, while collected information was further triangulated through other sources, including CCCM member data and humanitarian updates. This approach allows for regular updates on IDP movements at a community level across ISMI coverage areas. As movement updates are limited to areas covered by ISMI, there are displacements that are not reported on here.

An initiative of



Feedback: CCCM Cluster Northern Syria, Email:

syria_cross.border.info@ccmcluster.org

Info:

<http://www.globalccmcluster.org>

<https://www.humanitarianresponse.info>

info

Implemented by

