



## IDLEB & SURROUNDING AREAS<sup>7</sup>

### Key Figures

Communities assessed: **244**

Total IDP arrivals: **22,397**

Sub-districts with most arrivals (# IDPs):

Dana	5,547
Maaret Tamsrin	2,815
Ariha	1,956
Idleb	1,676
Ma'arrat An Nu'man	1,393

Total IDP departures: **35,296**

Sub-districts with most departures (# IDPs):

Teftnaz	11,379
Maaret Tamsrin	3,346
Dana	2,822
Heish	2,281
Mhambal	1,930

Total spontaneous returns: **7,601**

Sub-districts with most spontaneous returns:

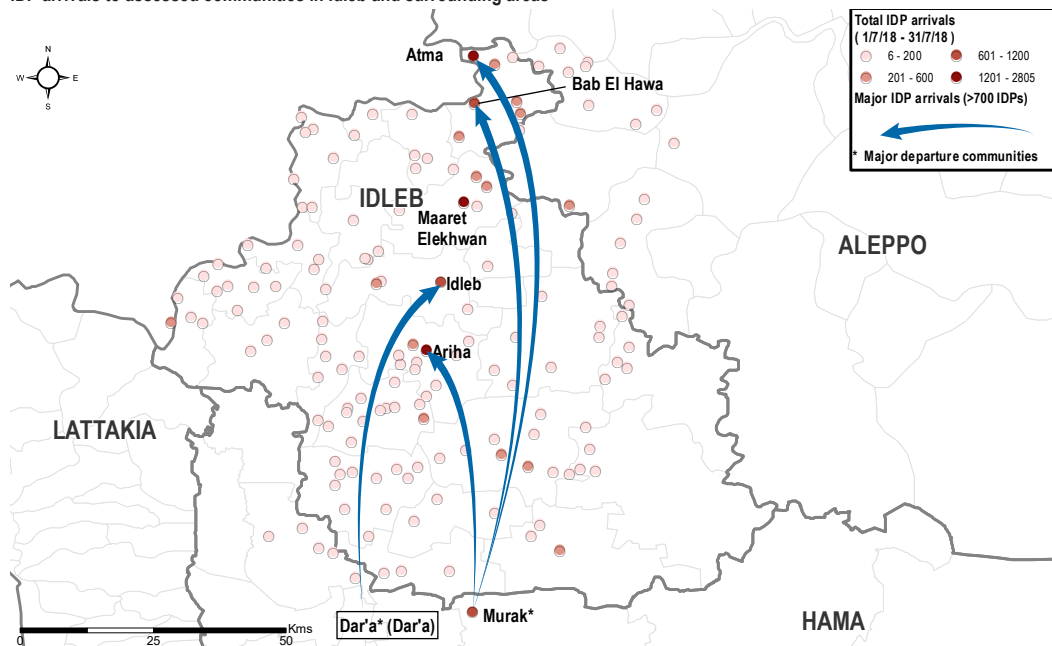
Heish	2,732
Suran	1,448
Ma'arrat An Nu'man	1,198
Zarbah	940
Tamanaah	600

### Overview

Throughout July, **Dar'a** and **Quneitra** governorates in south-west Syria experienced a significant escalation of conflict between AOGs and GoS-allied forces. Shifts in areas of influence culminated in relocation agreements in the second half of the month and large cross-line displacements to the north-west of Syria, most commonly in **Idleb and surrounding areas**.<sup>8</sup>

Following these developments, speculations over a potential offensive in Idleb and surrounding areas have increased.<sup>9</sup> In parallel, Idleb and surrounding areas witnessed a large number of IDP departures, likely related to an increase in **aerial bombardments** in the south and west of Idleb governorate and northern Hama in July, as well as continued inter-AOG violence.<sup>10</sup>

IDP arrivals to assessed communities in Idleb and surrounding areas<sup>11</sup>



### IDP Arrivals

Almost two thirds of the **22,397 IDP arrivals** to assessed communities in Idleb and surrounding areas in July were reported in the second half of the month. Most commonly, IDPs arrived to **Atmeh camp (1,864)** and **Bab El Hawa (838)** community in **Dana** sub-district, and **Maaret Elekhwan Transit Reception Centre (2,063)** in **Maaret Tamsrin** sub-district.

Last sub-district of departure of arrivals (# IDPs):

Suran	5,214
Dana	1,763
Madiq Castle	1,508
Quneitra	1,253
Dar'a	974

Vulnerable groups among IDP arrivals:<sup>12</sup>



Approximately one third of all reported IDP arrivals to the region were from **Murak (5,214)** community, **Suran** sub-district, in **northern Hama governorate**.<sup>13</sup> This community served as the major transfer/zero point of cross-line arrivals from Dar'a and Quneitra throughout July.

### IDP Departures

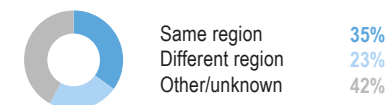
In parallel, **35,296 departures** were reported from assessed communities in Idleb and surrounding areas, most commonly from **Teftnaz (11,379 IDPs)** sub-district in **eastern Idleb governorate**, **5,102 of which** were reportedly primary displacements

Top intended destination sub-districts (# IDPs):

Afrin	2,760
Suran	1,756
Abul Thohur	1,745
Saraqab	1,463
Ma'arrat An Nu'man	1,024

Almost a quarter of all departures reportedly intended to move to a different region, with **2,760 IDPs** intending to move to **Afrin** sub-district in north-west Aleppo.

Intended destinations of departures:



### Spontaneous Returns

Between 1 and 31 July, **7,601 SRs** were reported to assessed communities in Idleb and surrounding areas. **Heish** sub-district accounted for **36%** of this total. A further **1,448** and **1,198 SRs** were reported to **Suran** and **Ma'arrat An Nu'man** sub-districts.

Top 3 shelter types of SRs:

(1) Unfinished/damaged building	4,244 SRs
(2) Solid/finished house	2,045 SRs
(3) Individual tent	293 SRs

**1,768 SRs** were reported from **Bab El Hawa** community in **Dana** sub-district, a key border crossing community, to **Heish** sub-district in southern Idleb governorate. While almost all of these SRs reportedly returned to former homes, **56%** of SRs reportedly returned to unfinished or damaged buildings (**4,244**).

<sup>7</sup> Idleb governorate's surrounding areas include communities in Atareb, Daret Azza, Haritan, Jebel Saman and Zarbah sub-districts in western Aleppo, as well as in Kafr Zeita, Madiq Castle, Suran and Ziyara sub-districts in northern Hama. These sub-districts have been added to the larger Idleb and surrounding areas region as populations in these sub-districts largely demonstrate similar displacement patterns and are served by the same cross-border responses.

<sup>8</sup> Al Jazeera, [Syrian army continues push into Quneitra amid ongoing evacuations](#), July 2018.

<sup>9</sup> Al Monitor, [Syria's Idlib emerges as Achilles heel in Russia-Turkey partnership](#), July 2018.

<sup>10</sup> Al Jazeera, [Syrian forces launch deadly air raids in Idlib](#), June 2018.

<sup>11</sup> Community markers also account for camps/informal settlements when they are within close proximity to a community.

<sup>12</sup> Vulnerable groups: † Female-headed households/Women travelling alone ‡ Orphans †† Elderly-headed households/Elderly travelling alone & Disabled-headed households/Individuals with disabilities travelling alone.

<sup>13</sup> Some figures reported may be repeated displacements.

## NORTHERN ALEPPO REGION<sup>14</sup>

### Key Figures

Communities assessed: **131**

Total IDP arrivals: **9,239**

Sub-districts with most arrivals (# IDPs):

Ghandorah	2,834
Jarablus	2,602
Al Bab	1,272
A'zaz	731
Afrin	592

Total IDP departures: **9,611**

Sub-districts with most departures (# IDPs):

Al Bab	2,617
A'zaz	2,411
Jarablus	1,875
Ghandorah	1,771
Ar-Ra'ee	365

Total spontaneous returns: **1,792**

Sub-districts with most spontaneous returns:

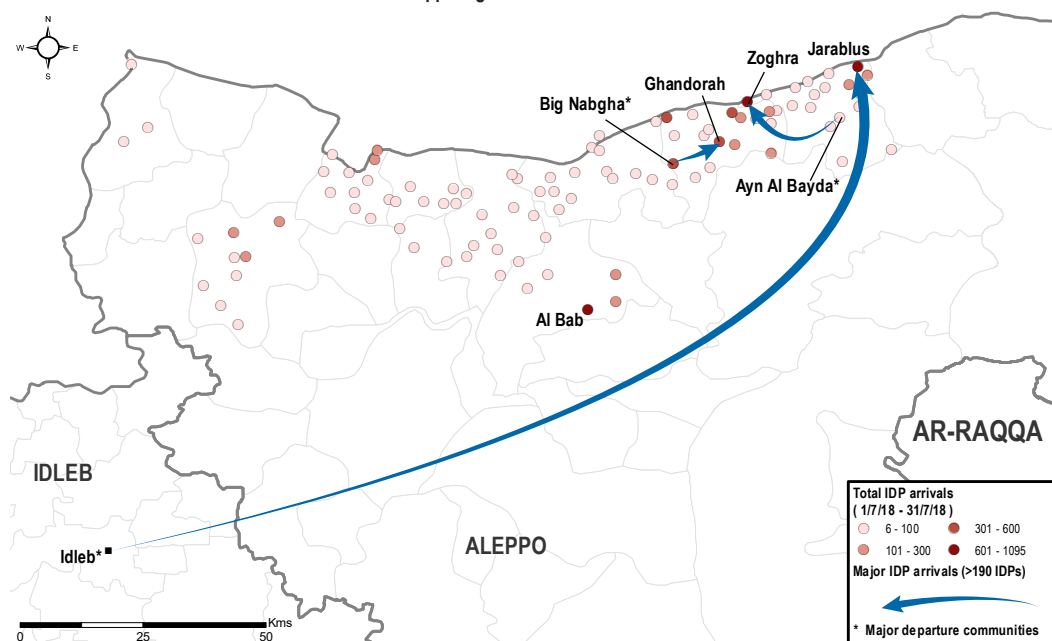
A'zaz	690
Jarablus	451
Ghandorah	371
Al Bab	148
Raju	109

### Overview

Throughout July, assessed communities in northern Aleppo governorate witnessed substantial displacements, mainly within **north-west Syria**. While seemingly more stable than **Idleb and surrounding areas**, the **northern Aleppo region** continued to experience violence as a result of **inter-AOG tensions**, leading notably to the increase in **IED explosions** around **Jarablus, A'zaz and Al Bab** sub-districts.<sup>15,16</sup>

In parallel, a majority of the region's IDP arrivals in July were to the northern sub-districts of **Ghandorah** and **Jarablus**, both of which border Turkey. These areas are already host to thousands of IDPs, many of whom reside in camps and informal settlements.

IDP arrivals to assessed communities in northern Aleppo region<sup>17</sup>



### IDP Arrivals

More than half of the **9,239** total reported IDP arrivals in northern Aleppo region were to assessed communities in **Ghandorah (2,834)** and **Jarablus (2,602)** sub-districts, possibly due to the relative stability of these areas.

Last sub-district of departure of arrivals (# IDPs):

Al Bab	1,948
Jarablus	1,283
Idleb	1,068
Ghandorah	808
Ar-Ra'ee	382

Top 3 shelter types of IDP arrivals:

(1) Individual tent	3,516 IDPs
(2) Solid/finished house	2,491 IDPs
(3) Managed camp	1,095 IDPs

Many of these IDP arrivals were to **Zoghra Camp (776)** in **Jarablus** sub-district.

Almost **80%** of the IDP arrivals to **Zoghra Camp** reportedly arrived from **Ayn Al Bayda** community in Jarablus sub-district. This is likely due to the formal closure of informal settlements and collective centres in this community, and the consequent relocation of IDPs to other areas.

Vulnerable groups among IDP arrivals:<sup>18</sup>



### IDP Departures

97% of IDPs leaving assessed communities in the northern Aleppo region were reportedly secondary displacements. Meanwhile, more than a third of IDPs leaving assessed communities reportedly intended to travel to elsewhere within the region, most commonly to **Jarablus (1,153)** and **Ghandorah (1,027)** sub-districts.

Top intended destination sub-districts (# IDPs):

Jarablus	1,153
Ghandorah	1,027
Ar-Raqqa	742
Al Bab	691
Menbij	194

More than half of the total **9,611** IDP departures in the region were reported from assessed communities in **Al Bab (2,617)** and **A'zaz (2,411)** sub-districts. On a community level, **Ayn Al Bayda (730)** and **Shamrin (576)** communities and **Al Rayan (570)** camp recorded the highest number of IDP departures.

### Spontaneous Returns

In line with reported IDP departures, assessed communities in the northern Aleppo region witnessed the arrival of **1,792** SRs, most commonly to communities in **A'zaz (285)**, **Ghandorah (160)** and **Jarablus (143)** sub-districts. Almost all SRs reportedly returned to former homes.

Sub-districts with most spontaneous returns to former homes:

A'zaz	621
Jarablus	359
Ghandorah	342
Al Bab	131
Raju	63

<sup>14</sup> Figures for the northern Aleppo region include communities in the following sub-districts: Afrin, Aghtrin, Al Bab, Ar-Ra'ee, A'zaz, Ghandorah, Jandairis, Jarablus, Mare', Raju and Suran.

<sup>15</sup> Reuters, [Double bombing hits Syria's Afrin: monitor](#), June 2018.

<sup>16</sup> UN, [Nearly 50,000 People Displaced in South-Western Syria amid Full Ground Offensive, Aerial Bombardements, Special Envoy Tells Security Council](#), June 2018.

<sup>17</sup> Community markers also account for camps/informal settlements when they are within close proximity to a community.

<sup>18</sup> Vulnerable groups: † Female-headed households/Women travelling alone ‡ Child-headed households/children travelling alone †† Orphans ††† Elderly-headed households/Elderly travelling alone ‡‡ Disabled-headed households/Individuals with disabilities travelling alone.