

Introduction

This multi-sector needs assessment is part of a monthly data collection exercise which aims to gather information about needs and the humanitarian situation inside Syria. The factsheets present information collected in November 2016, referring to the situation in October 2016.

These factsheets present information at the community level for seventeen sub-districts in Dar'a governorate. In Dar'a City, neighbourhood-level data has been collected, and information is presented at this level*. Selected key indicators for the following sectors are included in the factsheets: displacement, shelter, NFIs, health, food security, WASH and education. The factsheets do not cover the entire range of indicators gathered in the questionnaire.

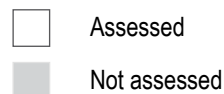
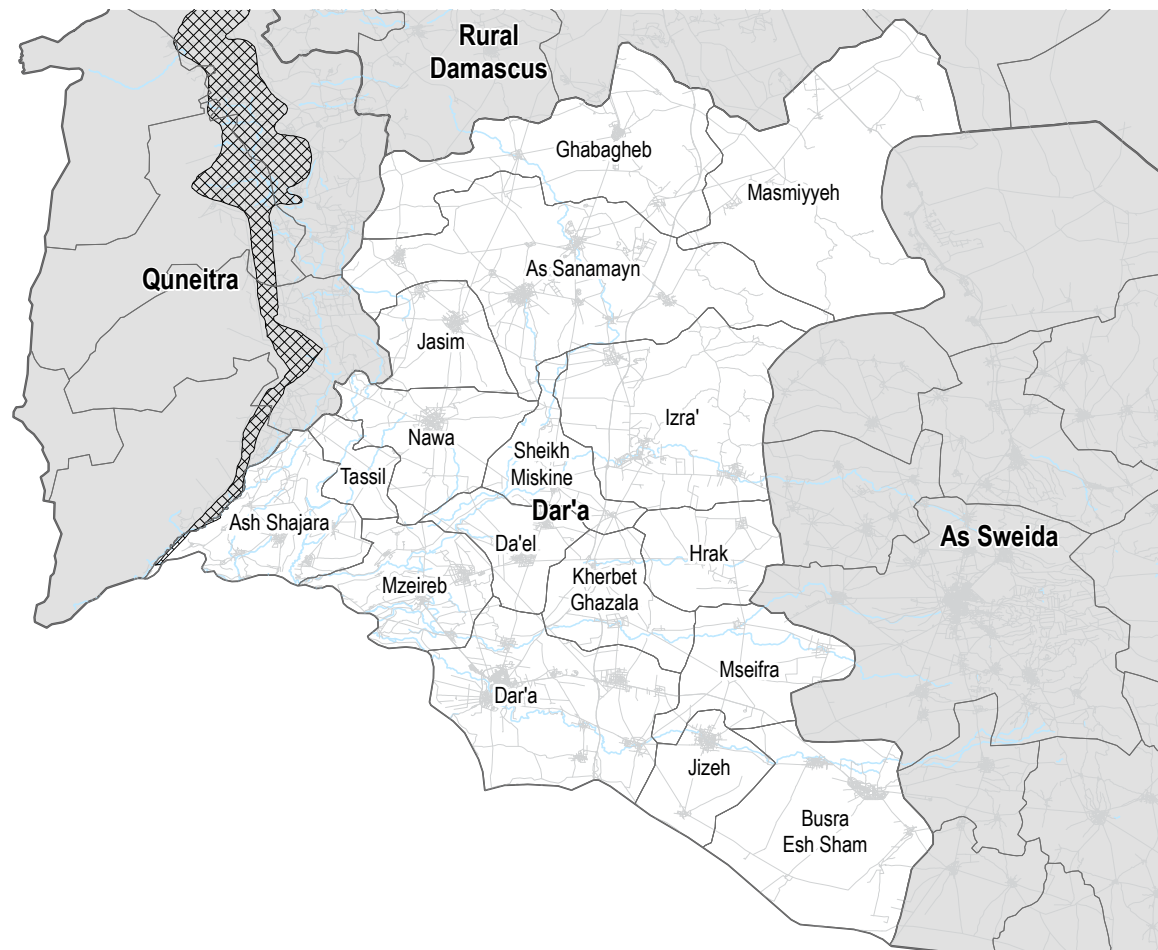
For full visualisation of all indicators collected, please see the SIMAWG Needs Identification Dynamic Reporting Tool, available here: <http://www.reach-info.org/syr/simawg/>

Methodology and limitations

These findings are based on data collected both directly and remotely (in Jordan, Lebanon, Kurdistan Region of Iraq and Turkey) from Key Informants residing in communities throughout Syria.

Information was collected from Key Informants in 126 communities in 17 sub-districts of Dar'a governorate. For each question asked, confidence levels are assigned based on the Key Informant's area of expertise and knowledge of the sector-specific situation.

For a full description of the methodology, please see the Terms of Reference, available on the [REACH Resource Centre](#).



PDF: click on sub-district name to jump to factsheet

Shelter

Most common shelter

- Independent apartment or house
- Shared apartment or house
- Unfinished apartment or house
- Tent
- Private space not for shelter
- Cave/natural shelter
- Collective public space not for shelter

- No IDPs
- No information

Min - Max: rent paid per room (where known)

Abdin

NDP IDPs
 No info

Abu Hartein

NDP IDPs
 10000 - 15000 SYP

Al Qusayr

NDP IDPs
 10000 - 15000 SYP

Arda

NDP IDPs
 3500 - 5000 SYP

Ash Shajara

NDP IDPs
 3500 - 5000 SYP

Beit Ara

NDP IDPs
 15000 - 20000 SYP

• 12/17 communities assessed (6 communities are shown on the next factsheet):

- Abdin
- Abu Hartein
- Al Qusayr
- Arda
- Ash Shajara
- Beit Ara

Livelihoods

Most common strategies used to cope with lack of income / resources

Abdin

- Children sent to work/beg
- Borrowing from family/friends
- Eating weeds

Abu Hartein

- Taking loans/buying on credit
- Skipping meals
- Reducing meal size

Al Qusayr

- Children sent to work/beg
- Looking for food in garbage
- Eating weeds

Arda

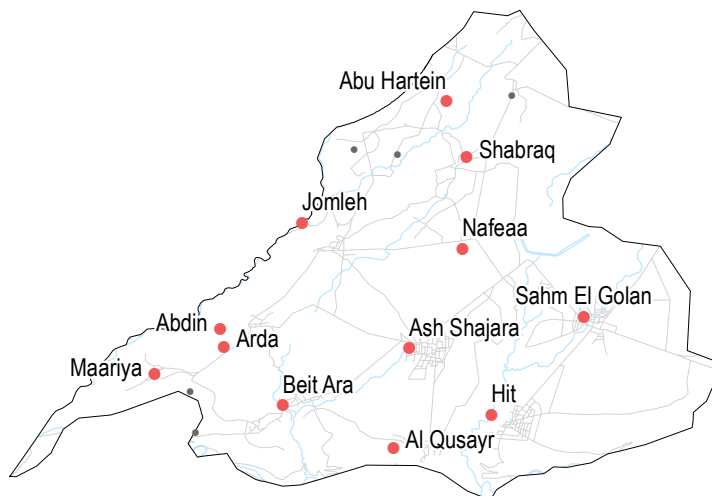
- Skipping meals
- Reducing meal size

Ash Shajara

- Borrowing from family/friends
- Selling household assets

Beit Ara

- Borrowing from family/friends
- Selling household assets
- Skipping meals



Displacement

Abdin

76-100%
 Yes Yes

Abu Hartein

51-75%
 Yes Yes

Al Qusayr

76-100%
 Yes No

Arda

76-100%
 No No info

% of pre-conflict population remaining

IDPs already living in village

IDPs arrived in last month

No information

Ash Shajara

76-100%
 Yes Yes

Beit Ara

51-75%
 No No info

NFIs

Abdin

B 2200 SYP
D 40 SYP
F NA

Abu Hartein

B NA
D NA
F NA

Al Qusayr

B 10000 SYP
D NA
F 45000 SYP

Arda

B 2200 SYP
D 90 SYP
F NA

Ash Shajara

B 8000 SYP
D 225 SYP
F 70000 SYP

Beit Ara

B 5000 SYP
D 250 SYP
F NA

Most common electricity source

Main network

Generator

No source available

No information

Fuel Prices

B Butane (cannister)

D Diesel (litre)

F Firewood (tonne)

NA: not available for purchase

Health

Most common health problems

Al Qusayr
 Fever
 Polio
 Malnutrition

Beit Ara
 Diarrhea
 Acute respiratory infections
 Malnutrition

Abdin
 Disabilities
 Diarrhea
 Skin disease

Arda
 Fever
 Severe diseases affecting those aged less than 5

Abu Hartein
 Diarrhea
 Chronic disease with no access to medicine
 Maternal health issues

Ash Shajara
 Disabilities
 Malnutrition

- 12/17 communities assessed (6 communities are shown on the next factsheet):
 Abdin
 Abu Hartein
 Al Qusayr
 Arda
 Ash Shajara
 Beit Ara

Food Security

Ash Shajara
 Bread: no info
 Rice: 525 SYP
 Lentils: 460 SYP
 Cooking oil: 700 SYP
 Sugar: 480 SYP

Abdin
 Bread: 75 SYP
 Rice: 450 SYP
 Lentils: 550 SYP
 Cooking oil: 587 SYP
 Sugar: 512 SYP

Al Qusayr
 Bread: no info
 Rice: no info
 Lentils: no info
 Cooking oil: no info
 Sugar: no info

Beit Ara
 Bread: 100 SYP
 Rice: 500 SYP
 Lentils: 400 SYP
 Cooking oil: 500 SYP
 Sugar: 450 SYP

Abu Hartein
 Bread: 200 SYP
 Rice: 600 SYP
 Lentils: 250 SYP
 Cooking oil: 600 SYP
 Sugar: 600 SYP

Arda
 Bread: 85 SYP
 Rice: 825 SYP
 Lentils: 550 SYP
 Cooking oil: 775 SYP
 Sugar: 675 SYP

- Main challenges to obtaining food
- No challenges
 - Some foods unavailable
 - Local production decreased
 - Lack of access to market
 - Some foods expensive
 - Lack of resources to buy food available in markets
 - Lack of access to fuel
 - Cooking fuel not available
 - No information
- Bread public: 1 pack
 Rice, lentils, sugar: 1 kg
 Cooking oil: 1 litre

WASH

Most common water source
 Status of source
 Water is safe to drink
 Water tastes/smells bad
 People sick after drinking
 No information
 Change in available water since last month
 More water
 No change
 Less water
 No information
 Most common method of garbage disposal
 Buried / burned

Abdin
 Closed well
 Buried / burned

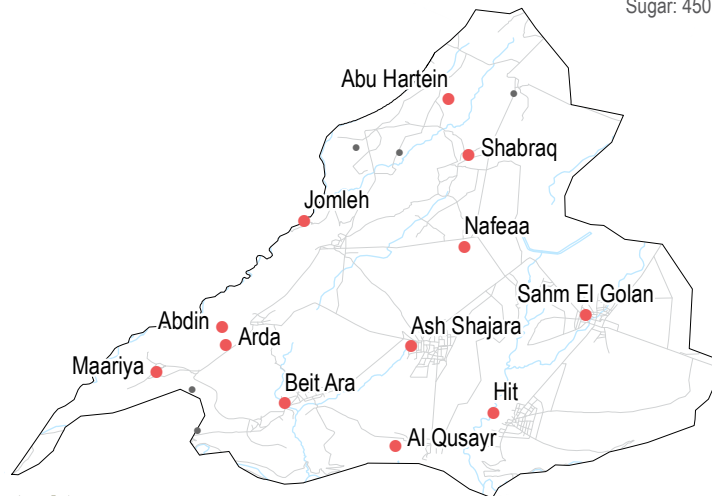
Abu Hartein
 Water trucking
 Buried / burned

Al Qusayr
 Open well
 Buried / burned

Arda
 Network
 Public free collection

Beit Ara
 Closed well
 Buried / burned

Ash Shajara
 Water trucking
 Private paid collection



Education

Abdin
 Most children accessed education

Abu Hartein
 Lack of school supplies
 Unsafe route to services
 No spaces available

Al Qusayr
 Lack of teaching staff
 Services are not accessible
 Services are too far

Arda
 Most children accessed education

- Status of primary schools in village
- Functioning
 - Not functioning
 - Not available
 - No information
 - Barriers to accessing education services

Ash Shajara
 Most children accessed education

Beit Ara
 Unsafe route to services
 No spaces available

Shelter

Most common shelter

- Independent apartment or house
- Shared apartment or house
- Unfinished apartment or house
- Tent
- Private space not for shelter
- Cave/natural shelter
- Collective public space not for shelter

- No IDPs
- No information

Min - Max: rent paid per room (where known)

Hit

- NDP IDPs
 No info

Jomleh

- NDP IDPs
 No info

Maariya

- NDP IDPs
 No info

Nafeaa

- NDP IDPs
 No info

Sahm El Golan

- NDP IDPs
 No info

Shabraq

- NDP IDPs
 No info

• 12/17 communities assessed (6 communities are shown on the previous factsheet):

- Hit
- Jomleh
- Maariya
- Nafeaa
- Sahm El Golan
- Shabraq

Livelihoods

Most common strategies used to cope with lack of income / resources

Hit

- Children sent to work/beg
- Borrowing from family/friends
- Selling household assets

Jomleh

- Borrowing from family/friends
- Skipping meals
- Eating weeds

Maariya

- Borrowing from family/friends
- Selling household assets

Nafeaa

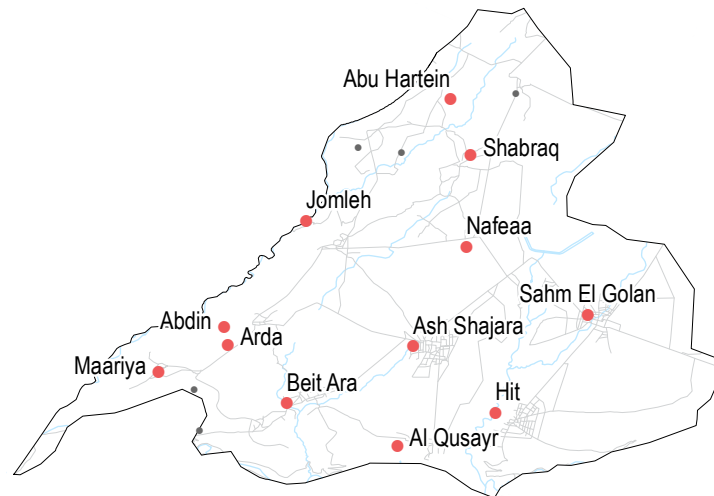
- Skipping meals
- Reducing meal size

Sahm El Golan

- Selling household assets
- Reducing meal size
- Spending days without eating

Shabraq

- Borrowing money from family friends
- High risk illegal work
- Selling household assets



Displacement

Hit

- 76-100%
 Yes No

Jomleh

- 76-100%
 No No info

Maariya

- 76-100%
 No No info

Nafeaa

- 76-100%
 No No info

% of pre-conflict population remaining

IDPs already living in village

IDPs arrived in last month

No information

Sahm El Golan

- 76-100%
 No No info

Shabraq

- 76-100%
 No No info

NFIs

Hit

- B** 7000 SYP
D 400 SYP
F 40000 SYP

Jomleh

- B** NA
D NA
F NA

Maariya

- B** 2200 SYP
D 65 SYP
F NA

Nafeaa

- B** NA
D NA
F NA

Sahm El Golan

- B** 8000 SYP
D 300 SYP
F NA

Shabraq

- B** 7000 SYP
D 450 SYP
F 10000 SYP

Most common electricity source

Main network

Generator

No source available

No information

Fuel Prices

B Butane (cannister)

D Diesel (litre)

F Firewood (tonne)

NA: not available for purchase

Health

Most common health problems

Maariya

Diarrhea
 Chronic disease with no access to medicine
 Severe diseases affecting those aged less than 5

Nafeaa

Chronic disease with no access to medicine
 Acute respiratory infections
 Symptoms of psychological trauma

Sahm El Golan

Diarrhea
 Injuries
 Malnutrition

Shabraq

Diarrhea
 Pregnancy related diseases
 Injuries

Hit

Disabilities
 Diarrhea
 Skin disease

Jomleh

Chronic disease with no access to medicine
 Acute respiratory infections
 Malnutrition

• 12/17 communities assessed (6 communities are shown on the previous factsheet):

- Hit
- Jomleh
- Maariya
- Nafeaa
- Sahm El Golan
- Shabraq

Food Security

Sahm El Golan

Bread: 150 SYP
 Rice: 300 SYP
 Lentils: 300 SYP
 Cooking oil: 200 SYP
 Sugar: 100 SYP

Hit

Bread: no info
 Rice: 200 SYP
 Lentils: 200 SYP
 Cooking oil: 700 SYP
 Sugar: 500 SYP

Maariya

Bread: 75 SYP
 Rice: 370 SYP
 Lentils: 180 SYP
 Cooking oil: 375 SYP
 Sugar: 250 SYP

Shabraq

Bread: 180 SYP
 Rice: 750 SYP
 Lentils: 450 SYP
 Cooking oil: 450 SYP
 Sugar: 150 SYP

Jomleh

Bread: no info
 Rice: no info
 Lentils: no info
 Cooking oil: no info
 Sugar: no info

Nafeaa

Bread: no info
 Rice: 750 SYP
 Lentils: 600 SYP
 Cooking oil: 700 SYP
 Sugar: 650 SYP

Main challenges to obtaining food

- No challenges
 - Some foods unavailable
 - Local production decreased
 - Lack of access to market
 - Some foods expensive
 - Lack of resources to buy food available in markets
 - Lack of access to fuel
 - Cooking fuel not available
 - No information
- Bread public: 1 pack
 Rice, lentils, sugar: 1 kg
 Cooking oil: 1 litre

WASH

Most common water source

Status of source

- Water is safe to drink
- Water tastes/smells bad
- People sick after drinking
- No information

Change in available water since last month

- More water
- No change
- Less water
- No information

Most common method of garbage disposal

Hit

Water trucking
 Buried / burned

Jomleh

Open well
 Left in street / public area

Maariya

Network
 Disposed at designated site

Nafeaa

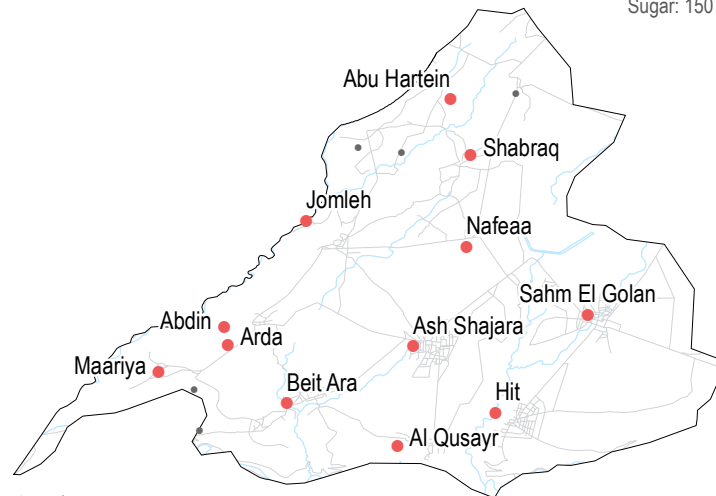
Network
 Disposed at designated site

Shabraq

Closed well
 Public free collection

Sahm El Golan

Network
 Public free collection



Education

Hit

Lack of teaching staff
 Lack of school supplies
 Services are not accessible

Jomleh

Lack of teaching staff
 Lack of school supplies

Maariya

Most children accessed education

Nafeaa

Most children accessed education

Status of primary schools in village

- Functioning
- Not functioning
- Not available
- No information
- Barriers to accessing education services

Sahm El Golan

Lack of teaching staff
 Lack of school supplies

Shabraq

Lack of teaching staff

As Sanamayn (1/3), Dar'a Governorate

November 2016

Shelter

Most common shelter

- Independent apartment or house
- Shared apartment or house
- Unfinished apartment or house
- Tent
- Private space not for shelter
- Cave/natural shelter
- Collective public space not for shelter

- No IDPs
- No information

Min - Max: rent paid per room (where known)

Ankhal

- NDP
- IDPs
- No info

Bsir

- NDP
- IDPs
- 10000 - 15000 SYP

As Sanamayn

- NDP
- IDPs
- No info

Eib

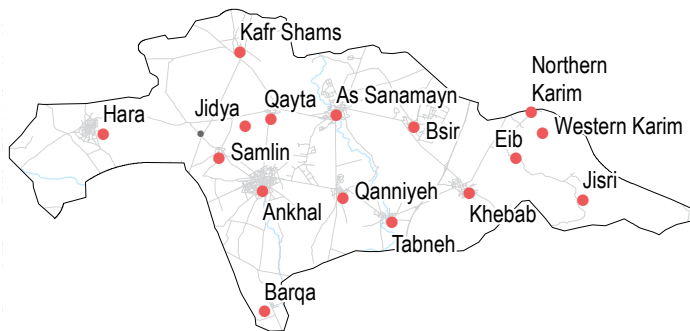
- NDP
- IDPs
- No info

Barqa

- NDP
- IDPs
- No info

• 16/17 communities assessed (11 communities are shown on the next two factsheets):

- Ankhal
- As Sanamayn
- Barqa
- Bsir
- Eib



Livelihoods

Most common strategies used to cope with lack of income / resources



Ankhal

- Taking loans/buying on credit
- Looking for food in garbage
- Spending days without eating



As Sanamayn

- Adults begging
- Children sent to work/beg
- Borrowing from family/friends



Barqa

- Borrowing from family/friends
- High risk/illegal work
- Skipping meals



Bsir

- Reducing meal size



Eib

- Adults begging
- Borrowing from family/friends
- Selling household assets

Displacement

Ankhal

- 51-75%
- No
- No info

As Sanamayn

- 51-75%
- Yes
- No

Barqa

- 26-50%
- Yes
- Yes

Bsir

- 51-75%
- Yes
- No

% of pre-conflict population remaining

IDPs already living in village

IDPs arrived in last month

No information

Eib

- 1-25%
- Yes
- No

NFIs

Ankhal

- B** 7000 SYP
- D** 400 SYP
- F** 50000 SYP

As Sanamayn

- B** 3200 SYP
- D** 250 SYP
- F** 60000 SYP

Barqa

- B** 9000 SYP
- D** 400 SYP
- F** 100000 SYP

Bsir

- B** 12000 SYP
- D** 405 SYP
- F** 150000 SYP

Eib

- B** 2500 SYP
- D** 250 SYP
- F** 50000 SYP

Most common electricity source

- Main network
- Generator
- No source available
- No information

Fuel Prices

- B** Butane (cannister)
- D** Diesel (litre)
- F** Firewood (tonne)

NA: not available for purchase

As Sanamayn (1/3), Dar'a Governorate

November 2016

Health

Most common health problems

Barqa

Diarrhea
Communicable diseases
Chronic disease with no access to medicine

Bsir

Pregnancy related diseases
Maternal health issues

Ankhal

Diarrhea
Skin disease
Injuries

As Sanamayn

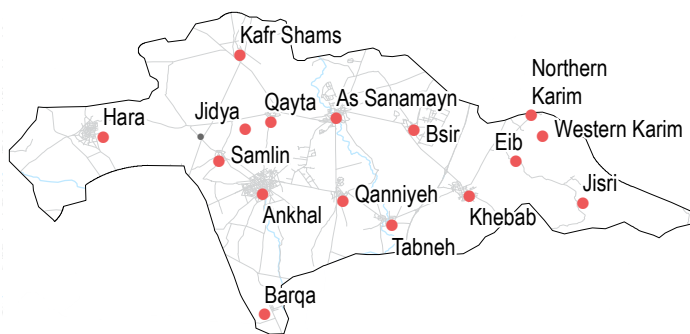
Chronic disease with no access to medicine
Injuries
Malnutrition

Eib

Diarrhea
Skin disease
Malnutrition

• 16/17 communities assessed (11 communities are shown on the next two factsheets):

Ankhal
As Sanamayn
Barqa
Bsir
Eib



WASH

Most common water source

Status of source

- Water is safe to drink
- Water tastes/smells bad
- People sick after drinking
- No information

Change in available water since last month

- More water
- No change
- Less water
- No information

Most common method of garbage disposal

Ankhal

Water trucking
 Buried / burned

As Sanamayn

Network
 Public free collection

Barqa

Water trucking
 Buried / burned

Bsir

Network
 Disposed at designated site

Eib

Water trucking
 Buried / burned

Food Security

Eib

Bread: 225 SYP
Rice: 400 SYP
Lentils: 300 SYP
Cooking oil: 500 SYP
Sugar: 250 SYP

Ankhal

Bread: 150 SYP
Rice: 300 SYP
Lentils: no info
Cooking oil: 400 SYP
Sugar: 200 SYP

Barqa

Bread: no info
Rice: 400 SYP
Lentils: 300 SYP
Cooking oil: 450 SYP
Sugar: 100 SYP

As Sanamayn

Bread: 125 SYP
Rice: 400 SYP
Lentils: 450 SYP
Cooking oil: 725 SYP
Sugar: 425 SYP

Bsir

Bread: 200 SYP
Rice: 550 SYP
Lentils: 400 SYP
Cooking oil: 900 SYP
Sugar: 500 SYP

Main challenges to obtaining food

- No challenges
- Some foods unavailable
- Local production decreased
- Lack of access to market
- Some foods expensive
- Lack of resources to buy food available in markets
- Lack of access to fuel
- Cooking fuel not available
- No information

Bread public: 1 pack
Rice, lentils, sugar: 1 kg
Cooking oil: 1 litre

Education

Ankhal

Lack of teaching staff

As Sanamayn

Most children accessed education

Barqa

Services are not accessible

Bsir

Most children accessed education

Status of primary schools in village

- Functioning
- Not functioning
- Not available
- No information
- Barriers to accessing education services

Eib

Lack of teaching staff
 Lack of school supplies

As Sanamayn (2/3), Dar'a Governorate

November 2016

Shelter

Most common shelter

- Independent apartment or house
- Shared apartment or house
- Unfinished apartment or house
- Tent
- Private space not for shelter
- Cave/natural shelter
- Collective public space not for shelter

- No IDPs
- No information
- Min - Max: rent paid per room (where known)

Hara

- NDP
- IDPs
- No info

Jidya

- NDP
- IDPs
- No info

Jisri

- NDP
- IDPs
- No info

Kafr Shams

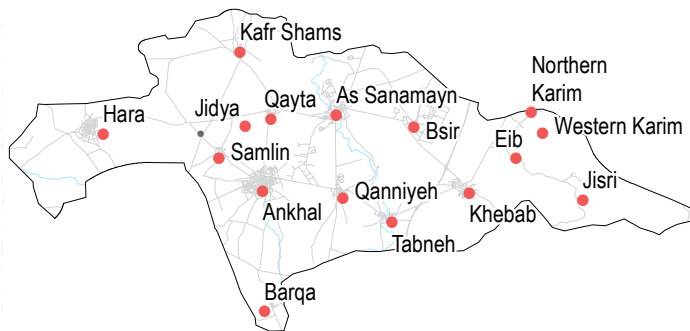
- NDP
- IDPs
- No info

Khebab

- NDP
- IDPs
- No info

• 16/17 communities assessed (5 communities are shown on the previous factsheet, 6 communities are shown on the next factsheet):

- Hara
- Jidya
- Jisri
- Kafr Shams
- Khebab



Livelihoods

Most common strategies used to cope with lack of income / resources

Hara

- Borrowing from family/friends
- Selling household assets

Kafr Shams

- Skipping meals
- Reducing meal size

Jidya

- Skipping meals
- Reducing meal size

Khebab

- Skipping meals
- Reducing meal size

Jisri

- Borrowing from family/friends

Displacement

Hara

- 76-100%
- No
- No info

Jidya

- 26-50%
- No
- No info

Jisri

- 26-50%
- Yes
- Yes

Kafr Shams

- 51-75%
- No
- No info

% of pre-conflict population remaining

IDPs already living in village

IDPs arrived in last month

No information

Khebab

- 76-100%
- No
- No info

NFIs

Hara

- B 2400 SYP
- D 40 SYP
- F NA

Jidya

- B NA
- D NA
- F NA

Jisri

- B NA
- D NA
- F NA

Kafr Shams

- B 2700 SYP
- D 35 SYP
- F NA

Khebab

- B NA
- D NA
- F NA

Most common electricity source

Main network

Generator

No source available

No information

Fuel Prices

B Butane (cannister)

D Diesel (litre)

F Firewood (tonne)

NA: not available for purchase

Health

Most common health problems

Jisri
 Disabilities
 Chronic disease with no access to medicine
 Pregnancy related diseases

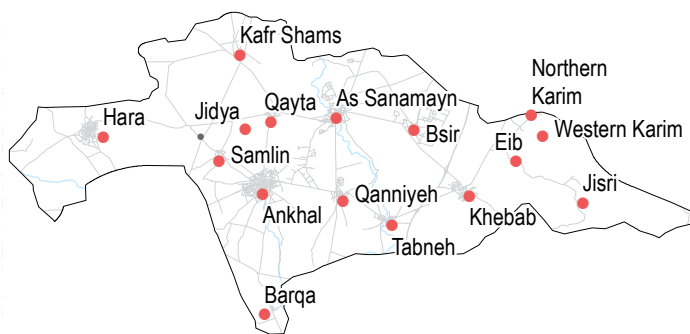
Kafr Shams
 Chronic disease with no access to medicine
 Pregnancy related diseases
 Acute respiratory infections

Hara
 Diarrhea
 Chronic disease with no access to medicine
 Acute respiratory infections

Jidya
 Diarrhea
 Acute respiratory infections

Khebab
 Chronic disease with no access to medicine
 Acute respiratory infections

• 16/17 communities assessed (5 communities are shown on the previous factsheet, 6 communities are shown on the next factsheet):
 Hara
 Jidya
 Jisri
 Kafr Shams
 Khebab



Food Security

Khebab

Bread: no info
 Rice: 750 SYP
 Lentils: 360 SYP
 Cooking oil: 800 SYP
 Sugar: 650 SYP

Hara

Bread: 60 SYP
 Rice: 750 SYP
 Lentils: 300 SYP
 Cooking oil: 800 SYP
 Sugar: 650 SYP

Jisri

Bread: no info
 Rice: no info
 Lentils: no info
 Cooking oil: no info
 Sugar: no info

Jidya

Bread: no info
 Rice: no info
 Lentils: no info
 Cooking oil: no info
 Sugar: no info

Kafr Shams

Bread: 75 SYP
 Rice: 450 SYP
 Lentils: 350 SYP
 Cooking oil: 700 SYP
 Sugar: 650 SYP

Main challenges to obtaining food

- No challenges
- Some foods unavailable
- Local production decreased
- Lack of access to market
- Some foods expensive
- Lack of resources to buy food available in markets
- Lack of access to fuel
- Cooking fuel not available
- No information

Bread public: 1 pack
 Rice, lentils, sugar: 1 kg
 Cooking oil: 1 litre

WASH

Most common water source

Status of source

- Water is safe to drink
- Water tastes/smells bad
- People sick after drinking
- No information

Change in available water since last month

- More water
- No change
- Less water
- No information

Most common method of garbage disposal

Hara
 Closed well
 Buried / burned

Jidya
 Closed well
 Buried / burned

Jisri
 Network
 Private paid collection

Kafr Shams
 Network
 Private paid collection

Khebab
 Network
 Disposed at designated site

Education

Hara
 Most children accessed education

Jidya
 Most children accessed education

Jisri
 Lack of school supplies

Kafr Shams
 Most children accessed education

Status of primary schools in village

- Functioning
- Not functioning
- Not available
- No information
- Barriers to accessing education services

Khebab
 Most children accessed education

Shelter

Most common shelter

- Independent apartment or house
- Shared apartment or house
- Unfinished apartment or house
- Tent
- Private space not for shelter
- Cave/natural shelter
- Collective public space not for shelter

- No IDPs
- No information

Min - Max: rent paid per room (where known)

Northern Karim

NDP IDPs
10000 - 15000 SYP

Qanniyeh

NDP IDPs
No info

Qayta

NDP IDPs
No info

Samlin

NDP IDPs
No info

Tabneh

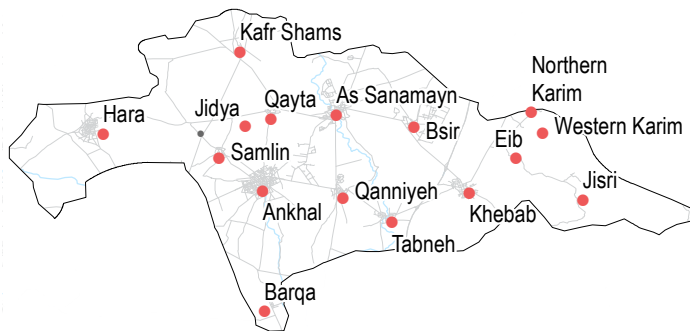
NDP IDPs
No info

Western Karim

NDP IDPs
No info

• 16/17 communities assessed (10 communities are shown on the previous two factsheets):

- Northern Karim
- Qanniyeh
- Qayta
- Samlin
- Tabneh
- Western Karim



Livelihoods

Most common strategies used to cope with lack of income / resources

Northern Karim

- Adults begging
- Children sent to work/beg
- Looking for food in garbage

Qanniyeh

- Skipping meals
- Reducing meal size

Qayta

- Taking loans/buying on credit
- Borrowing from family/friends

Samlin

No info

Tabneh

- Taking loans/buying on credit
- Reducing meal size

Western Karim

No info

Displacement

Northern Karim

51-75%
 No info No info

Qanniyeh

51-75%
 No No info

Qayta

51-75%
 No No info

Samlin

26-50%
 No info No info

% of pre-conflict population remaining

IDPs already living in village

IDPs arrived in last month

No information

Tabneh

76-100%
 No No info

Western Karim

51-75%
 No No info

NFIs

Northern Karim

B 7000 SYP
D 220 SYP
F 20000 SYP

Qanniyeh

B 3500 SYP
D NA
F NA

Qayta

B 2500 SYP
D 40 SYP
F NA

Samlin

B No info
D No info
F No info

Tabneh

B NA
D NA
F NA

Western Karim

B 6300 SYP
D 300 SYP
F 75000 SYP

Most common electricity source

Main network

Generator

No source available

No information

Fuel Prices

B Butane (cannister)

D Diesel (litre)

F Firewood (tonne)

NA: not available for purchase

Health

Most common health problems

Qayta

Diarrhea
 Chronic disease with no access to medicine
 Maternal health issues

Samlin

No info

Western Karim

Disabilities
 Maternal health issues
 Injuries

Northern Karim

Diarrhea
 Skin disease
 Malnutrition

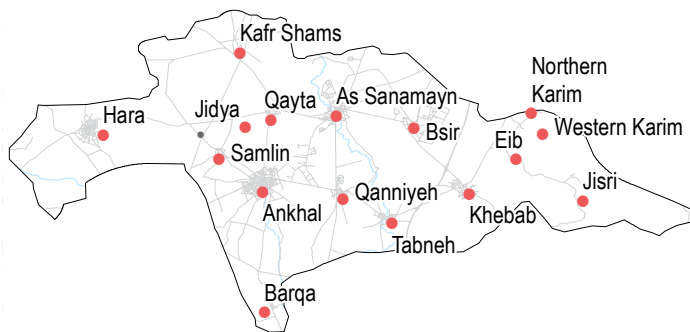
Qanniyeh

Disabilities
 Chronic disease with no access to medicine
 Acute respiratory infections

Tabneh

Diarrhea
 Chronic disease with no access to medicine
 Symptoms of psychological trauma

- 16/17 communities assessed (10 communities are shown on the previous two factsheets):
 Northern Karim
 Qanniyeh
 Qayta
 Samlin
 Tabneh
 Western Karim



Food Security

Tabneh

Bread: 40 SYP
 Rice: 650 SYP
 Lentils: 450 SYP
 Cooking oil: 675 SYP
 Sugar: 550 SYP

Northern Karim

Bread: 100 SYP
 Rice: 250 SYP
 Lentils: 600 SYP
 Cooking oil: 800 SYP
 Sugar: 500 SYP

Qayta

Bread: no info
 Rice: 600 SYP
 Lentils: 700 SYP
 Cooking oil: 650 SYP
 Sugar: 550 SYP

Western Karim

Bread: 175 SYP
 Rice: 300 SYP
 Lentils: 500 SYP
 Cooking oil: 600 SYP
 Sugar: 400 SYP

Qanniyeh

Bread: 65 SYP
 Rice: 400 SYP
 Lentils: 350 SYP
 Cooking oil: 550 SYP
 Sugar: 600 SYP

Samlin

Bread: no info
 Rice: no info
 Lentils: no info
 Cooking oil: no info
 Sugar: no info

Main challenges to obtaining food

- No challenges
 - Some foods unavailable
 - Local production decreased
 - Lack of access to market
 - Some foods expensive
 - Lack of resources to buy food available in markets
 - Lack of access to fuel
 - Cooking fuel not available
 - No information
- Bread public: 1 pack
 Rice, lentils, sugar: 1 kg
 Cooking oil: 1 litre

WASH

Most common water source

Status of source

- Water is safe to drink
- Water tastes/smells bad
- People sick after drinking
- No information

Change in available water since last month

- More water
- No change
- Less water
- No information

Most common method of garbage disposal

Northern Karim

Network
 Buried / burned

Qanniyeh

Network
 Left in street / public area

Qayta

Closed well
 Private paid collection

Samlin

No info
 No info

Western Karim

Open well
 Public free collection

Tabneh

Network
 Private paid collection

Education

Northern Karim

Lack of school supplies

Qanniyeh

Most children accessed education

Qayta

Most children accessed education

Samlin

No info

Status of primary schools in village

- Functioning
- Not functioning
- Not available
- No information
- Barriers to accessing education services

Tabneh

Most children accessed education

Western Karim

Lack of teaching staff
 Lack of school supplies
 Unsafe route to services

Busra Esh Sham (1/2), Dar'a Governorate

November 2016

Shelter

Most common shelter

- Independent apartment or house
- Shared apartment or house
- Unfinished apartment or house
- Tent
- Private space not for shelter
- Cave/natural shelter
- Collective public space not for shelter

- No IDPs
- No information

Min - Max: rent paid per room (where known)

Abu Katuleh

- NDP
- IDPs
- No info

Moraba

- NDP
- IDPs
- No info

Busra Esh Sham

- NDP
- IDPs
- 5000 - 5500 SYP

Jemrine

- NDP
- IDPs
- No info

• 9/9 communities assessed (5 communities are shown on the next factsheet):
 Abu Katuleh
 Busra Esh Sham
 Jemrine
 Moraba

Displacement

Abu Katuleh

- 76-100%
- Yes
- No

Busra Esh Sham

- 51-75%
- Yes
- Yes

Jemrine

- 51-75%
- No
- No info

Moraba

- 51-75%
- No
- No info

- % of pre-conflict population remaining
- IDPs already living in village
- IDPs arrived in last month
- No information

Livelihoods

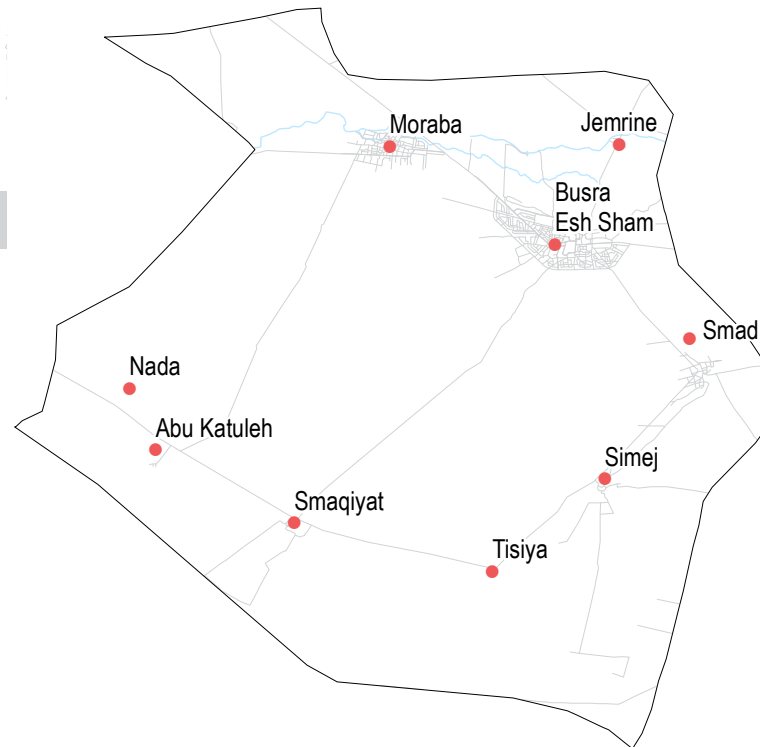
Most common strategies used to cope with lack of income / resources

Abu Katuleh
No info

Moraba
Borrowing from family/friends

Busra Esh Sham
Borrowing from family/friends

Jemrine
Selling household assets
Skipping meals
Reducing meal size



NFIs

Abu Katuleh

- B** 5000 SYP
- D** NA
- F** 50000 SYP

Moraba

- B** NA
- D** NA
- F** NA

Busra Esh Sham

- B** 2100 SYP
- D** 70 SYP
- F** 600 SYP

Jemrine

- B** 3500 SYP
- D** 80 SYP
- F** NA

- Most common electricity source
- Main network
 - Generator
 - No source available
 - No information

- Fuel Prices
- B** Butane (cannister)
 - D** Diesel (litre)
 - F** Firewood (tonne)
- NA: not available for purchase

Busra Esh Sham (1/2), Dar'a Governorate

Health

Most common health problems

Jemrine
 Diarrhea
Pregnancy related diseases
Malnutrition

Abu Katuleh
 Malnutrition

Moraba
 Chronic disease with no access to medicine
Severe diseases affecting those aged less than 5

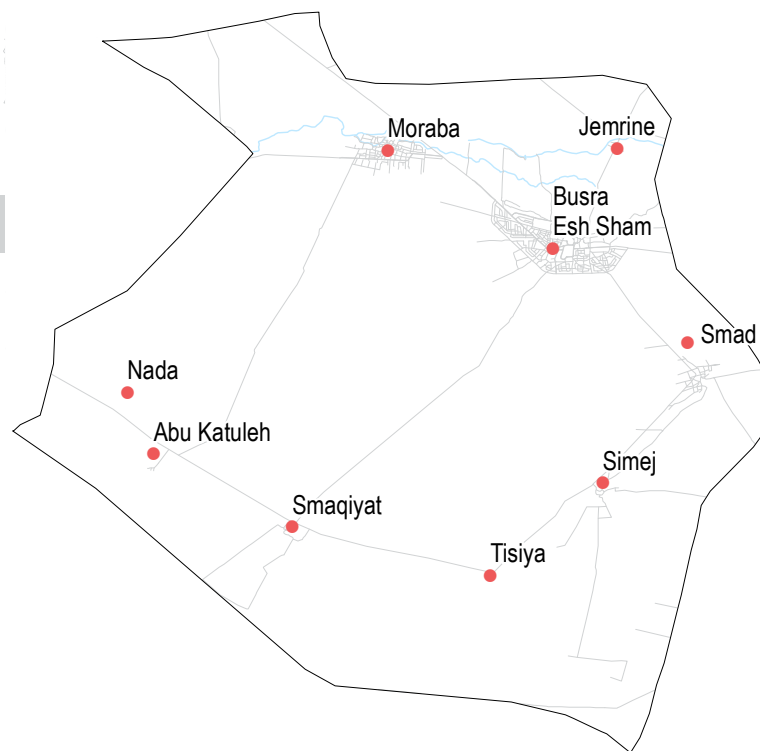
Busra Esh Sham
 Disabilities
Chronic disease with no access to medicine
Maternal health issues

• 9/9 communities assessed (5 communities are shown on the next factsheet):
Abu Katuleh
Busra Esh Sham
Jemrine
Moraba

WASH

Most common water source
Status of source
Water is safe to drink
Water tastes/smells bad
People sick after drinking
No information
Change in available water since last month
More water
No change
Less water
No information
Most common method of garbage disposal

Abu Katuleh
Network
Buried / burned
Busra Esh Sham
Network
Disposed at designated site
Jemrine
Closed well
Left in street / public area
Moraba
Closed well
Disposed at designated site



Food Security

Abu Katuleh
 Bread: no info
Rice: no info
Lentils: no info
Cooking oil: no info
Sugar: no info

Jemrine
 Bread: no info
Rice: 750 SYP
Lentils: 500 SYP
Cooking oil: 900 SYP
Sugar: 500 SYP

Busra Esh Sham Moraba

Bread: 100 SYP
Rice: 600 SYP
Lentils: 400 SYP
Cooking oil: 400 SYP
Sugar: 500 SYP

Bread: 50 SYP
Rice: 720 SYP
Lentils: 350 SYP
Cooking oil: 750 SYP
Sugar: 550 SYP

Main challenges to obtaining food
 No challenges
 Some foods unavailable
 Local production decreased
 Lack of access to market
 Some foods expensive
 Lack of resources to buy food available in markets
 Lack of access to fuel
 Cooking fuel not available
 No information
Bread public: 1 pack
Rice, lentils, sugar: 1 kg
Cooking oil: 1 litre

Education

Abu Katuleh
 No spaces available
Busra Esh Sham
 Most children accessed education
Jemrine
 Most children accessed education
Moraba
 Most children accessed education

Status of primary schools in village
 Functioning
 Not functioning
 Not available
 No information
 Barriers to accessing education services

Busra Esh Sham (2/2), Dar'a Governorate

November 2016

Shelter

Most common shelter

- Independent apartment or house
- Shared apartment or house
- Unfinished apartment or house
- Tent
- Private space not for shelter
- Cave/natural shelter
- Collective public space not for shelter

- No IDPs
- No information

Min - Max: rent paid per room (where known)

Nada

- NDP
- IDPs
- No info

Simej

- NDP
- IDPs
- 15000 - 20000 SYP

Smad

- NDP
- IDPs
- 2000 - 2500 SYP

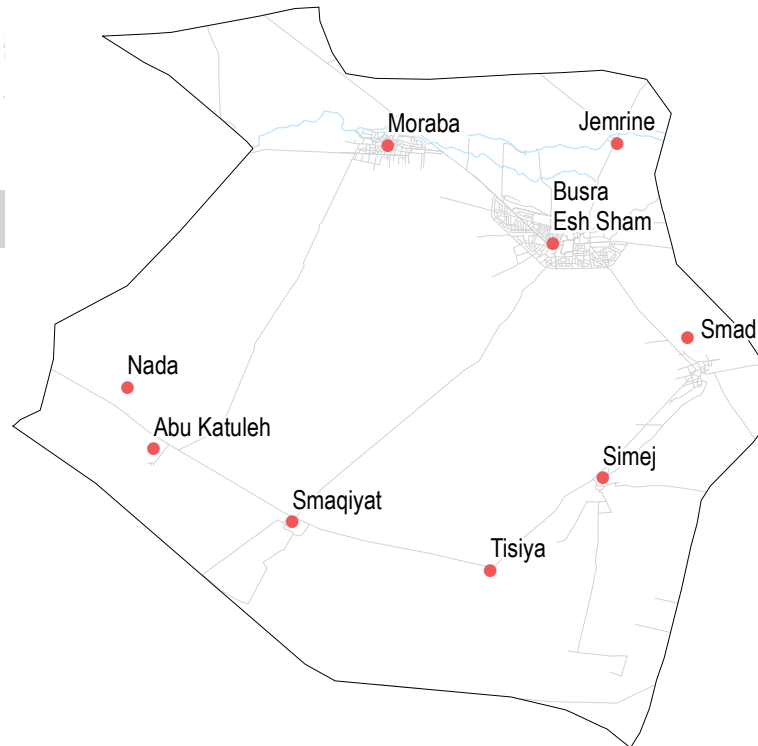
Smaqiyat

- NDP
- IDPs
- No info

Tisiya

- NDP
- IDPs
- No info

• 9/9 communities assessed (4 communities are shown on the previous factsheet):
Nada
Simej
Smad
Smaqiyat
Tisiya



Displacement

Nada

- 76-100%
- No info
- No info

Simej

- 76-100%
- Yes
- No

Smad

- 51-75%
- No
- No info

Smaqiyat

- 76-100%
- No
- No info

% of pre-conflict population remaining

IDPs already living in village

IDPs arrived in last month

No information

Tisiya

- 1-25%
- No
- No info

Livelihoods

Most common strategies used to cope with lack of income / resources

Nada

No info

Smaqiyat

Skipping meals
 Reducing meal size

Simej

Children sent to work/beg
 High risk/illegal work
 Selling household assets

Tisiya

Borrowing from family/friends
 Reducing meal size

Smad

Skipping meals
 Reducing meal size

NFIs

Nada

- B** No info
- D** No info
- F** No info

Simej

- B** 3200 SYP
- D** 225 SYP
- F** 45000 SYP

Smad

- B** NA
- D** NA
- F** NA

Smaqiyat

- B** NA
- D** NA
- F** NA

Tisiya

- B** 2200 SYP
- D** 40 SYP
- F** NA

Most common electricity source

Main network

Generator

No source available

No information

Fuel Prices

B Butane (cannister)

D Diesel (litre)

F Firewood (tonne)

NA: not available for purchase

Health

Most common health problems

Smad
 Pregnancy related diseases
 Malnutrition
 Severe diseases affecting those aged less than 5

Smaqiyat
 Disabilities

Nada
 No info

Simej
 Diarrhea
 Acute respiratory infections
 Malnutrition

Tisiya
 Diarrhea
 Chronic disease with no access to medicine
 Acute respiratory infections

- 9/9 communities assessed (4 communities are shown on the previous factsheet):
 Nada
 Simej
 Smad
 Smaqiyat
 Tisiya

Food Security

Tisiya

Bread: 100 SYP
 Rice: 800 SYP
 Lentils: 500 SYP
 Cooking oil: 1200 SYP
 Sugar: 550 SYP

Nada

Bread: no info
 Rice: no info
 Lentils: no info
 Cooking oil: no info
 Sugar: no info

Smad

Bread: 50 SYP
 Rice: 800 SYP
 Lentils: 375 SYP
 Cooking oil: 700 SYP
 Sugar: 650 SYP

Simej

Bread: 175 SYP
 Rice: 550 SYP
 Lentils: 275 SYP
 Cooking oil: 350 SYP
 Sugar: 450 SYP

Smaqiyat

Bread: 85 SYP
 Rice: no info
 Lentils: no info
 Cooking oil: no info
 Sugar: no info

- Main challenges to obtaining food
- No challenges
 - Some foods unavailable
 - Local production decreased
 - Lack of access to market
 - Some foods expensive
 - Lack of resources to buy food available in markets
 - Lack of access to fuel
 - Cooking fuel not available
 - No information
- Bread public: 1 pack
 Rice, lentils, sugar: 1 kg
 Cooking oil: 1 litre

WASH

Most common water source

- Status of source
- Water is safe to drink
 - Water tastes/smells bad
 - People sick after drinking
 - No information

Change in available water since last month

- More water
- No change
- Less water
- No information

Most common method of garbage disposal

Nada

No info

No info

Simej

Closed well

Buried / burned

Smad

Open well

Private paid collection

Smaqiyat

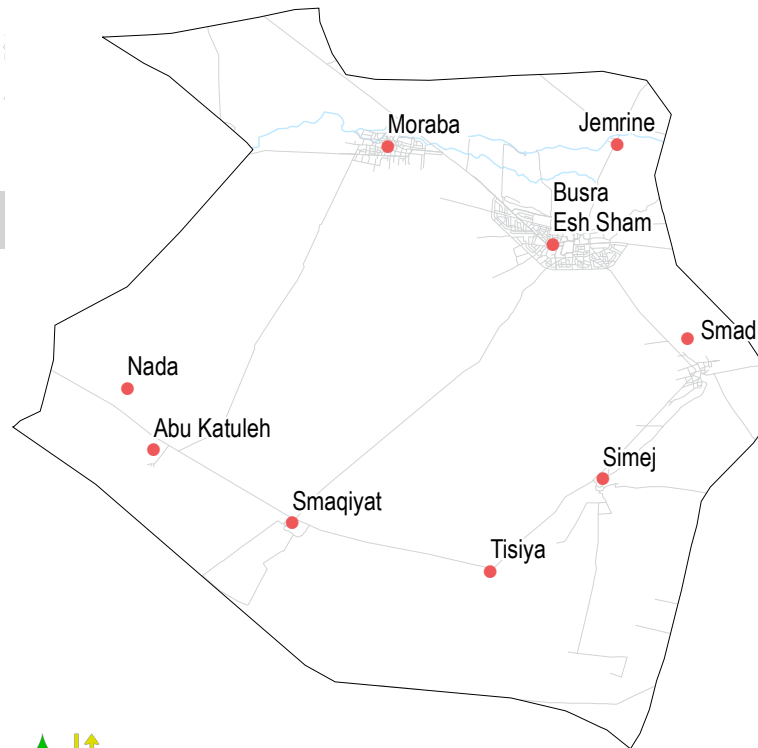
Network

Private paid collection

Tisiya

Closed well

Private paid collection



Education

Nada
 No info

Simej
 Lack of teaching staff
 Lack of school supplies

Smad
 Most children accessed education

Smaqiyat
 Most children accessed education

Status of primary schools in village

- Functioning
- Not functioning
- Not available
- No information
- Barriers to accessing education services

Tisiya
 Most children accessed education

Da'el, Dar'a Governorate

November 2016

Shelter

Most common shelter

- Independent apartment or house
- Shared apartment or house
- Unfinished apartment or house
- Tent
- Private space not for shelter
- Cave/natural shelter
- Collective public space not for shelter

- No IDPs
- No information

Min - Max: rent paid per room (where known)

Abtaa

NDP IDPs

 2000 - 6000 SYP

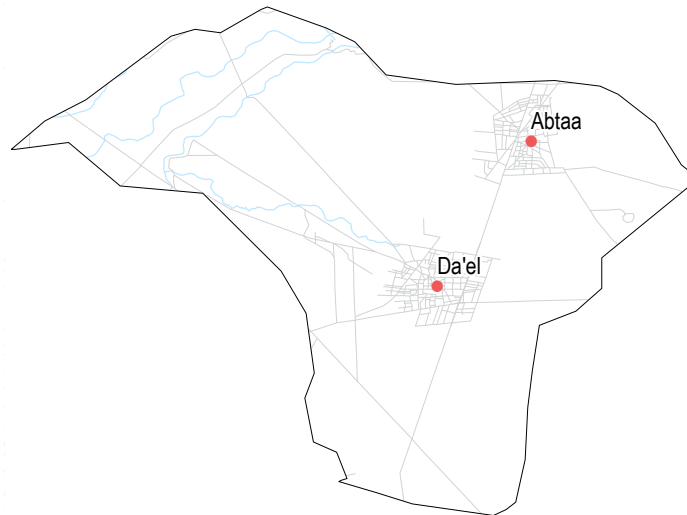
Da'el

NDP IDPs

 No info

• 2/2 communities assessed:

- Abtaa
- Da'el



Displacement

Abtaa

51-75%
 Yes Yes

Da'el

26-50%
 Yes Yes

- % of pre-conflict population remaining
- IDPs already living in village
- IDPs arrived in last month
- No information

Livelihoods

Most common strategies used to cope with lack of income / resources

Abtaa

- Children sent to work/beg
- Borrowing from family/friends
- Selling household assets

Da'el

- Selling household assets
- Skipping meals

NFIs

Abtaa

B 4500 SYP
D 65 SYP
F NA

Da'el

B NA
D NA
F NA

Most common electricity source

- Main network
- Generator
- No source available
- No information

Fuel Prices

B Butane (cannister)
D Diesel (litre)
F Firewood (tonne)

NA: not available for purchase

Da'el, Dar'a Governorate

November 2016

Health

Most common health problems

Abtaa

Diarrhea
Acute respiratory infections
Severe diseases affecting those aged less than 5

Da'el

Chronic disease with no access to medicine
Acute respiratory infections
Severe diseases affecting those aged less than 5

WASH

Most common water source

Status of source
 Water is safe to drink
 Water tastes/smells bad
 People sick after drinking
 No information

Change in available water since last month
 More water
 No change
 Less water
 No information

Most common method of garbage disposal

Abtaa

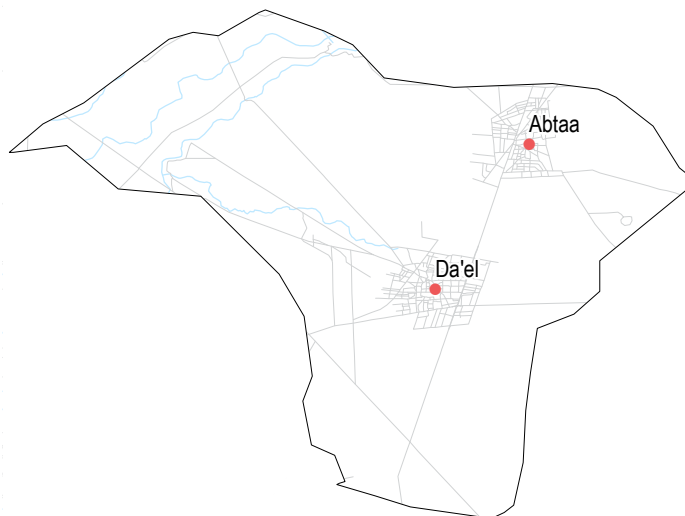
Network
 Public free collection

Da'el

Network
 Private paid collection

• 2/2 communities assessed:

Abtaa
Da'el



Food Security

Abtaa

Bread: no info
 Rice: 700 SYP
 Lentils: 550 SYP
 Cooking oil: 650 SYP
 Sugar: 500 SYP

Da'el

Bread: no info
 Rice: no info
 Lentils: no info
 Cooking oil: no info
 Sugar: no info

Main challenges to obtaining food

No challenges
 Some foods unavailable
 Local production decreased
 Lack of access to market
 Some foods expensive
 Lack of resources to buy food available in markets
 Lack of access to fuel
 Cooking fuel not available
 No information
 Bread public: 1 pack
 Rice, lentils, sugar: 1 kg
 Cooking oil: 1 litre

Education

Abtaa

Most children accessed education

Da'el

Most children accessed education

Status of primary schools in village

Functioning
 Not functioning
 Not available
 No information
 Barriers to accessing education services

Dar'a, Dar'a Governorate

Shelter

Most common shelter

- Independent apartment or house
- Shared apartment or house
- Unfinished apartment or house
- Tent
- Private space not for shelter
- Cave/natural shelter
- Collective public space not for shelter

- No IDPs
- No information

Min - Max: rent paid per room (where known)

Kahil

- NDP
- IDPs
- No info

Nasib

- NDP
- IDPs
- No info

Neimeh

- NDP
- IDPs
- 25000 - 30000 SYP

Sayda

- NDP
- IDPs
- No info

Tiba

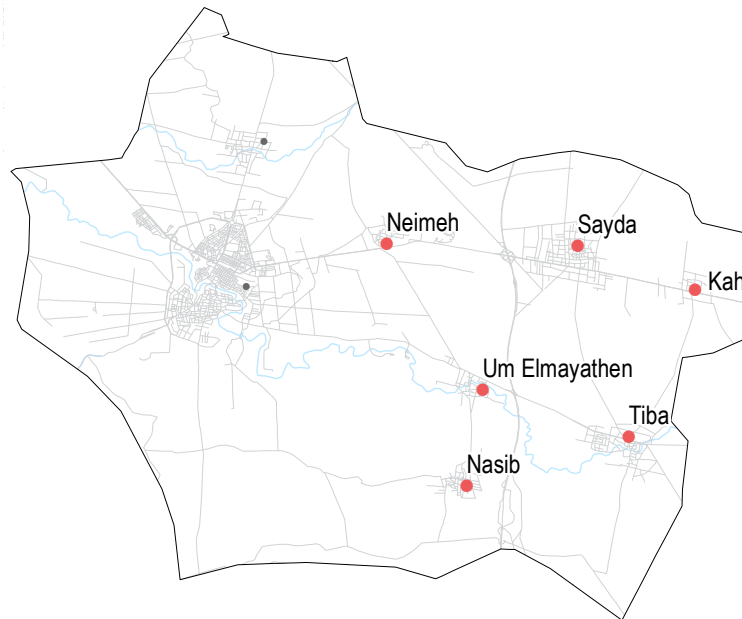
- NDP
- IDPs
- No info

Um Elmayathen

- NDP
- IDPs
- No info

• 6/8 communities assessed, in addition to Dar'a City:

- Kahil
- Nasib
- Neimeh
- Sayda
- Tiba
- Um Elmayathen



Livelihoods

Most common strategies used to cope with lack of income / resources

Kahil

- Skipping meals
- Reducing meal size

Nasib

No info

Neimeh

- Reducing meal size

Sayda

- Children sent to work/beg
- Selling household assets
- Spending days without eating

Tiba

- Borrowing from family/friends
- Skipping meals
- Reducing meal size

Um Elmayathen

- Children sent to work/beg
- Borrowing from family/friends
- Reducing meal size

Displacement

Kahil

- 51-75%
- No
- No info

Nasib

- 76-100%
- No info
- No info

Neimeh

- 26-50%
- Yes
- Yes

Sayda

- 26-50%
- No
- No info

% of pre-conflict population remaining

IDPs already living in village

IDPs arrived in last month

No information

Tiba

- 51-75%
- No
- No info

Um Elmayathen

- 76-100%
- No
- No info

NFIs

Kahil

- B 2500 SYP
- D 30 SYP
- F NA

Nasib

- B 3500 SYP
- D 300 SYP
- F 40000 SYP

Neimeh

- B 2600 SYP
- D 190 SYP
- F 90000 SYP

Sayda

- B 7500 SYP
- D 400 SYP
- F NA

Tiba

- B NA
- D NA
- F NA

Um Elmayathen

- B 2200 SYP
- D NA
- F NA

Most common electricity source

Main network

Generator

No source available

No information

Fuel Prices

B Butane (cannister)

D Diesel (litre)

F Firewood (tonne)

NA: not available for purchase

Dar'a, Dar'a Governorate

Health

Most common health problems

Neimeh
 No info

Um Elmayathen
 Diarrhea
Skin disease
Fever

Kahil
 Chronic disease with no access to medicine
Maternal health issues
Acute respiratory infections

Sayda
 Diarrhea
Injuries
Malnutrition

Nasib
 Acute respiratory infections
Malnutrition

Tiba
 Chronic disease with no access to medicine
Acute respiratory infections
Severe diseases affecting those aged less than 5

• 6/8 communities assessed, in addition to Dar'a City:

- Kahil
- Nasib
- Neimeh
- Sayda
- Tiba
- Um Elmayathen

Food Security

Tiba

Bread: no info
Rice: no info
Lentils: no info
Cooking oil: no info
Sugar: no info

Kahil

Bread: 65 SYP
Rice: 700 SYP
Lentils: 350 SYP
Cooking oil: 700 SYP
Sugar: 550 SYP

Neimeh

Bread: 50 SYP
Rice: 500 SYP
Lentils: 400 SYP
Cooking oil: 700 SYP
Sugar: 400 SYP

Um Elmayathen Nasib

Bread: 150 SYP
Rice: 600 SYP
Lentils: 700 SYP
Cooking oil: 500 SYP
Sugar: 650 SYP

Bread: no info
Rice: 500 SYP
Lentils: 450 SYP
Cooking oil: 800 SYP
Sugar: 500 SYP

Sayda

Bread: 200 SYP
Rice: 650 SYP
Lentils: 450 SYP
Cooking oil: 300 SYP
Sugar: 150 SYP

Main challenges to obtaining food

- No challenges
- Some foods unavailable
- Local production decreased
- Lack of access to market
- Some foods expensive
- Lack of resources to buy food available in markets
- Lack of access to fuel
- Cooking fuel not available
- No information

Bread public: 1 pack
Rice, lentils, sugar: 1 kg
Cooking oil: 1 litre

WASH

Most common water source

Status of source

- Water is safe to drink
- Water tastes/smells bad
- People sick after drinking
- No information

Change in available water since last month

- More water
- No change
- Less water
- No information

Most common method of garbage disposal

Kahil

Network
 Left in street / public area

Nasib

Water trucking
 Buried / burned

Neimeh

Network
 Disposed at designated site

Sayda

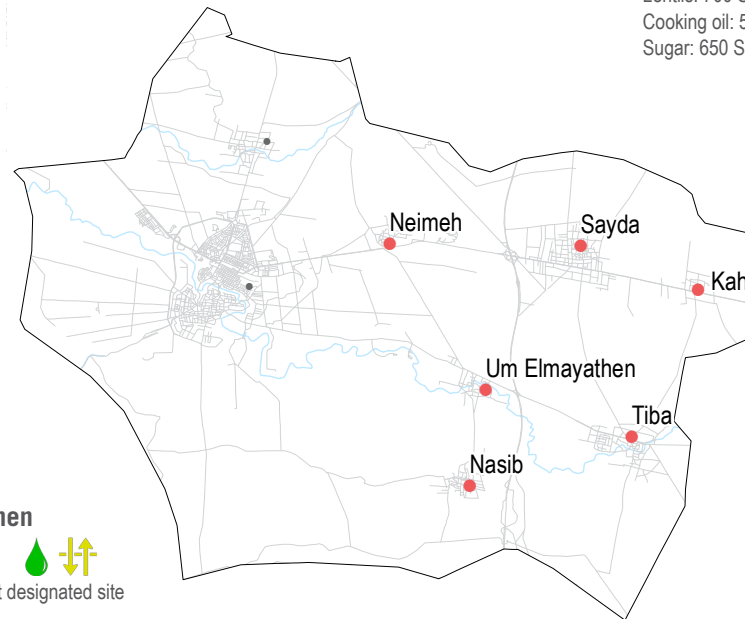
Network
 Buried / burned

Um Elmayathen

Closed well
 Disposed at designated site

Tiba

Closed well
 Disposed at designated site



Education

Kahil

Most children accessed education

Nasib

Lack of teaching staff
Lack of school supplies
Services exist but are not accessible

Neimeh

Most children accessed education

Sayda

Most children accessed education

Status of primary schools in village

- Functioning
- Not functioning
- Not available
- No information
- Barriers to accessing education services

Tiba

Most children accessed education

Um Elmayathen

Most children accessed education

Shelter

Most common shelter

- Independent apartment or house
- Shared apartment or house
- Unfinished apartment or house
- Tent
- Private space not for shelter
- Cave/natural shelter
- Collective public space not for shelter

- No IDPs
- No information

Min - Max: rent paid per room (where known)

Abbasiyeen

- NDP
- IDPs
- 10000 - 15000 SYP

Arbaine

- NDP
- IDPs
- No info

As Sadd

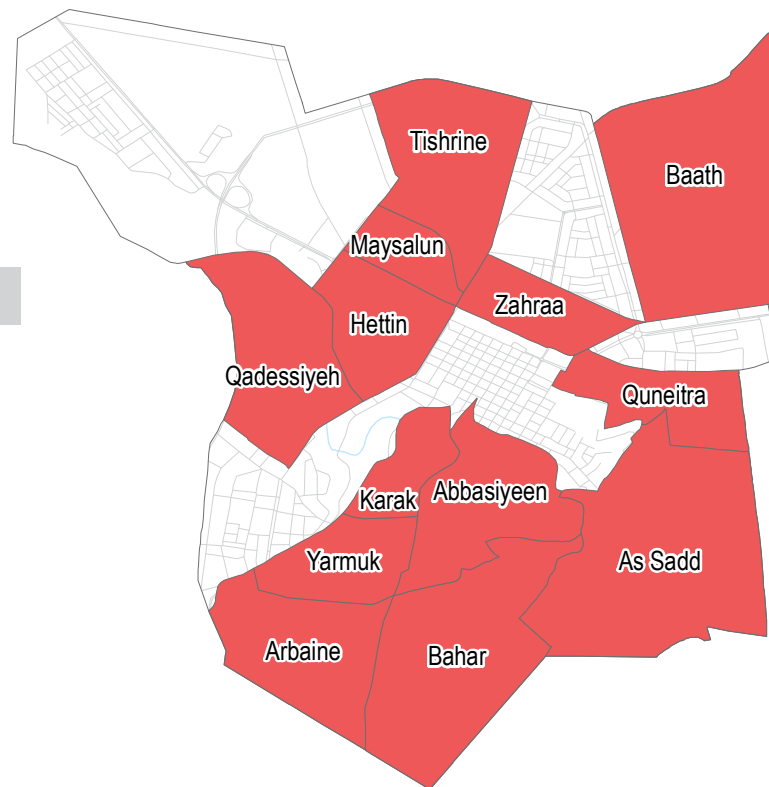
- NDP
- IDPs
- No info

Baath

- NDP
- IDPs
- No info

• 13/20 neighbourhoods assessed (9 neighbourhoods are shown on the next two factsheets):

- Abbasiyeen
- Arbaine
- As Sadd
- Baath



Displacement

Abbasiyeen

- 26-50%
- No
- No info

Arbaine

- 1-25%
- No info
- No info

As Sadd

- 26-50%
- No
- No info

Baath

- 1-25%
- No
- No info

% of pre-conflict population remaining

IDPs already living in village

IDPs arrived in last month

No information

Livelihoods

Most common strategies used to cope with lack of income / resources

Abbasiyeen

- Adults begging
- Children sent to work/beg
- Borrowing from family/friends

Arbaine

No info

As Sadd

- Skipping meals
- Reducing meal size

Baath

- Taking loans/buying on credit
- Borrowing from family/friends

NFIs

Abbasiyeen

- B 4500 SYP
- D NA
- F NA

Arbaine

- B No info
- D No info
- F No info

As Sadd

- B 2500 SYP
- D 35 SYP
- F NA

Baath

- B 2500 SYP
- D 40 SYP
- F NA

Most common electricity source

Main network

Generator

No source available

No information

Fuel Prices

B Butane (cannister)

D Diesel (litre)

F Firewood (tonne)

NA: not available for purchase

Health

Most common health problems

As Sadd
 Chronic disease with no access to medicine
 Pregnancy related diseases

Abbasiyeen
 Disabilities
 Chronic disease with no access to medicine
 Acute respiratory infections

Baath
 Chronic disease with no access to medicine
 Maternal health issues

Arbaine
 No info

• 13/20 communities assessed (9 neighbourhoods are shown on the next two factsheets):
 Abbasiyeen
 Arbaine
 As Sadd
 Baath

Food Security

Abbasiyeen

Bread: 75 SYP
 Rice: 1000 SYP
 Lentils: 400 SYP
 Cooking oil: 450 SYP
 Sugar: 800 SYP

Arbaine

Bread: no info
 Rice: no info
 Lentils: no info
 Cooking oil: no info
 Sugar: no info

As Sadd

Bread: no info
 Rice: 650 SYP
 Lentils: 350 SYP
 Cooking oil: 800 SYP
 Sugar: 500 SYP

Baath

Bread: 20 SYP
 Rice: 600 SYP
 Lentils: 700 SYP
 Cooking oil: 650 SYP
 Sugar: 550 SYP

Main challenges to obtaining food

- No challenges
- Some foods unavailable
- Local production decreased
- Lack of access to market
- Some foods expensive
- Lack of resources to buy food available in markets
- Lack of access to fuel
- Cooking fuel not available
- No information

Bread public: 1 pack
 Rice, lentils, sugar: 1 kg
 Cooking oil: 1 litre

WASH

Most common water source

Status of source

- Water is safe to drink
- Water tastes/smells bad
- People sick after drinking
- No information

Change in available water since last month

- More water
- No change
- Less water
- No information

Most common method of garbage disposal

Abbasiyeen
 Network

Public free collection

Arbaine
 No info

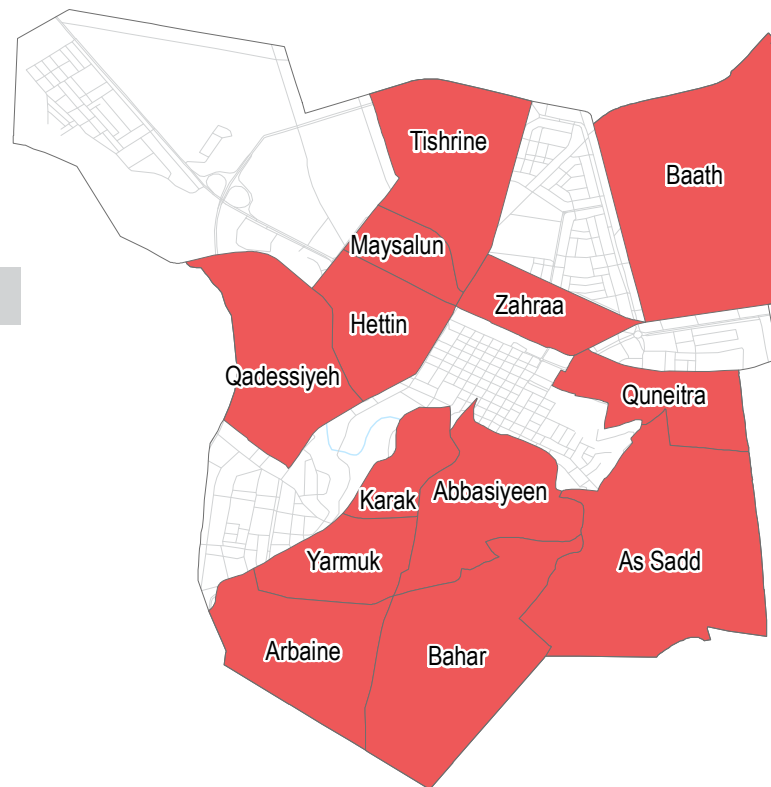
No info

As Sadd
 Closed well

Private paid collection

Baath
 Closed well

Disposed at designated site



Education

Abbasiyeen
 Most children accessed education

Arbaine
 No info

As Sadd
 Most children accessed education

Baath
 Most children accessed education

Status of primary schools in village

- Functioning
- Not functioning
- Not available
- No information
- Barriers to accessing education services

Shelter

Most common shelter

- Independent apartment or house
- Shared apartment or house
- Unfinished apartment or house
- Tent
- Private space not for shelter
- Cave/natural shelter
- Collective public space not for shelter

- No IDPs
- No information
- Min - Max: rent paid per room (where known)

Bahar

- NDP
- IDPs
- No info

Hettin

- NDP
- IDPs
- No info

Karak

- NDP
- IDPs
- No info

Maysalun

- NDP
- IDPs
- 3000 - 10000 SYP

• 13/20 communities assessed (4 neighbourhoods are shown on the previous factsheet, 5 neighbourhoods are shown on the next factsheet):

- Bahar
- Hettin
- Karak
- Maysalun

Displacement

Bahar

- 26-50%
- No info
- No info

Hettin

- 26-50%
- No
- No info

Karak

- 1-25%
- No
- No info

Maysalun

- 26-50%
- Yes
- Yes

% of pre-conflict population remaining

IDPs already living in village

IDPs arrived in last month

No information

Livelihoods

Most common strategies used to cope with lack of income / resources

Bahar

No info

Maysalun

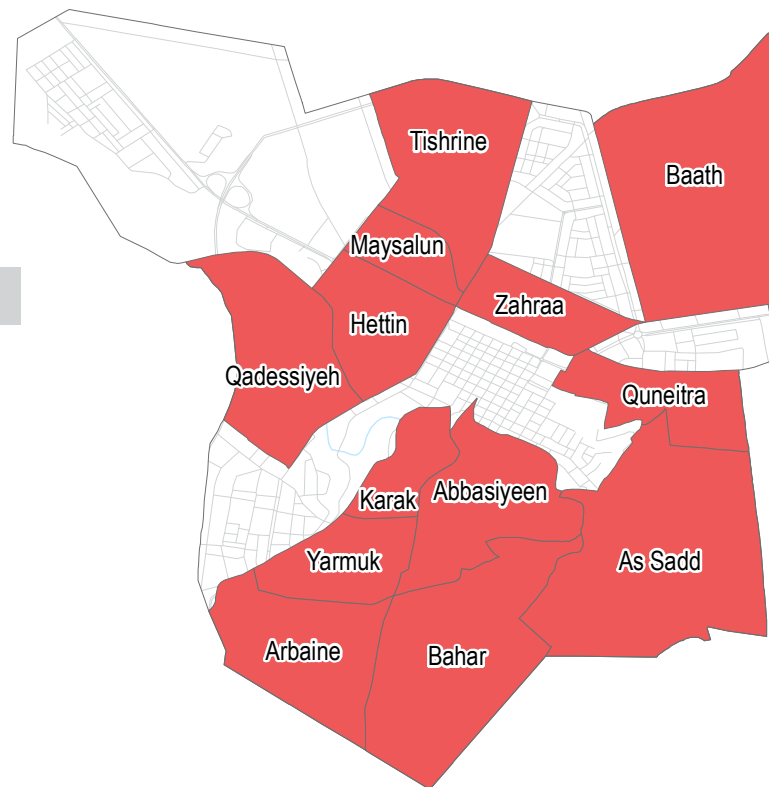
- Borrowing from family/friends
- Skipping meals
- Reducing meal size

Hettin

- Borrowing from family/friends
- Skipping meals
- Reducing meal size

Karak

- Borrowing from family/friends
- Skipping meals
- Reducing meal size



NFIs

Bahar

- No info
- B** No info
- D** No info
- F** No info

Hettin

- 2200 SYP
- B** 2200 SYP
- D** NA
- F** NA

Karak

- 2500 SYP
- B** 2500 SYP
- D** 75 SYP
- F** NA

Maysalun

- 2800 SYP
- B** 2800 SYP
- D** NA
- F** NA

Most common electricity source

Main network

Generator

No source available

No information

Fuel Prices

B Butane (cannister)

D Diesel (litre)

F Firewood (tonne)

NA: not available for purchase

Health

Most common health problems

Karak
 Skin disease
 Acute respiratory infections
 Severe diseases affecting those aged less than 5

Maysalun
 Diarrhea
 Fever
 Malnutrition

Bahar
 No info

Hettin
 Pregnancy related diseases
 Acute respiratory infections
 Severe diseases affecting those aged less than 5

• 13/20 communities assessed (4 neighbourhoods are shown on the previous factsheet, 5 neighbourhoods are shown on the next factsheet):
 Bahar
 Hettin
 Karak
 Maysalun

Food Security

Bahar

Bread: no info
 Rice: no info
 Lentils: no info
 Cooking oil: no info
 Sugar: no info

Hettin

Bread: no info
 Rice: 650 SYP
 Lentils: 300 SYP
 Cooking oil: 650 SYP
 Sugar: 600 SYP

Karak

Bread: 150 SYP
 Rice: 725 SYP
 Lentils: 550 SYP
 Cooking oil: 800 SYP
 Sugar: 600 SYP

Maysalun

Bread: 75 SYP
 Rice: 750 SYP
 Lentils: 400 SYP
 Cooking oil: 450 SYP
 Sugar: 550 SYP

Main challenges to obtaining food

- No challenges
- Some foods unavailable
- Local production decreased
- Lack of access to market
- Some foods expensive
- Lack of resources to buy food available in markets
- Lack of access to fuel
- Cooking fuel not available
- No information

Bread public: 1 pack
 Rice, lentils, sugar: 1 kg
 Cooking oil: 1 litre

WASH

Most common water source

Status of source

- Water is safe to drink
- Water tastes/smells bad
- People sick after drinking
- No information

Change in available water since last month

- More water
- No change
- Less water
- No information

Most common method of garbage disposal

Bahar

No info

Hettin

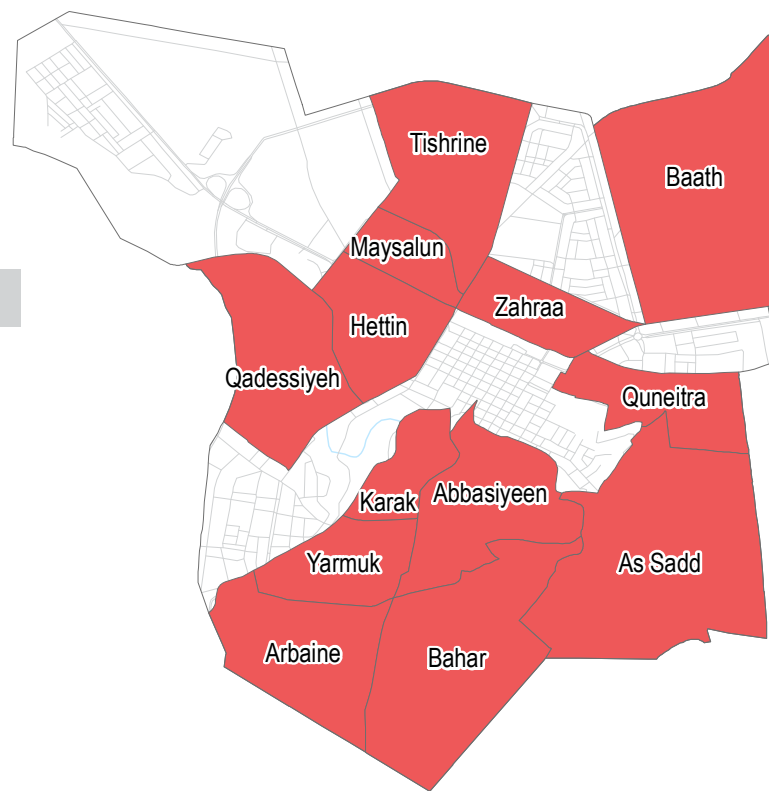
Water trucking
 Buried / burned

Karak

Network
 Public free collection

Maysalun

Network
 Private paid collection



Education

Bahar
 No info

Hettin
 Most children accessed education

Karak
 Most children accessed education

Maysalun
 Most children accessed education

Status of primary schools in village

- Functioning
- Not functioning
- Not available
- No information
- Barriers to accessing education services

Shelter

Most common shelter

- Independent apartment or house
- Shared apartment or house
- Unfinished apartment or house
- Tent
- Private space not for shelter
- Cave/natural shelter
- Collective public space not for shelter

- No IDPs
- No information

Min - Max: rent paid per room (where known)

Qadessiyeh

- NDP
- IDPs
- No info

Quneitra

- NDP
- IDPs
- No info

Tishrine

- NDP
- IDPs
- 6000 - 10000 SYP

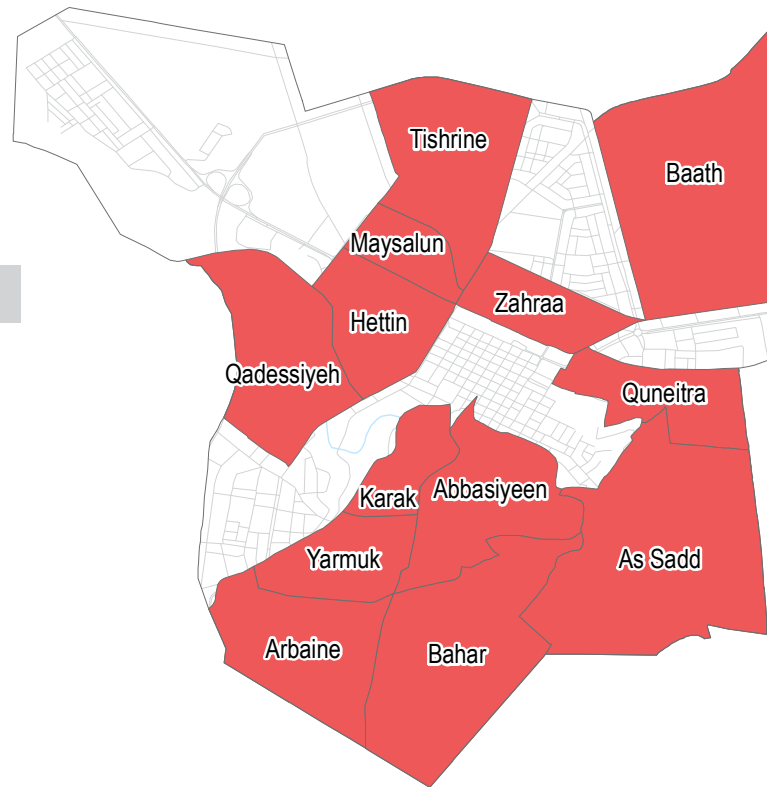
Yarmuk

- NDP
- IDPs
- No info

Zahraa

- NDP
- IDPs
- No info

• 13/20 communities assessed (8 communities are shown on the previous two factsheets):
 Qadessiyeh
 Quneitra
 Tishrine
 Yarmuk
 Zahraa



Displacement

Qadessiyeh

- 1-25%
- No info
- No info

Quneitra

- 1-25%
- No info
- No info

Tishrine

- 51-75%
- No
- No info

Yarmuk

- 1-25%
- No
- No info

% of pre-conflict population remaining

IDPs already living in village

IDPs arrived in last month

No information

Zahraa

- 1-25%
- Yes
- No

Livelihoods

Most common strategies used to cope with lack of income / resources

Qadessiyeh

No info

Yarmuk

Borrowing from family/friends
 Skipping meals

Quneitra

No info

Zahraa

Children sent to work/beg
 Borrowing from family/friends
 Selling household assets

Tishrine

Children sent to work/beg
 Borrowing from family/friends
 Selling household assets

NFIs

Qadessiyeh

- No info
- B** No info
- D** No info
- F** No info

Quneitra

- No info
- B** No info
- D** No info
- F** No info

Tishrine

- 2500 SYP
- B** 2500 SYP
- D** NA
- F** NA

Yarmuk

- NA
- B** NA
- D** NA
- F** NA

Zahraa

- 6500 SYP
- B** 6500 SYP
- D** 350 SYP
- F** 60000 SYP

Most common electricity source

Main network

Generator

No source available

No information

Fuel Prices

B Butane (cannister)

D Diesel (litre)

F Firewood (tonne)

NA: not available for purchase

Health

Most common health problems

Tishrine

Disabilities
 Chronic disease with no access to medicine
 Maternal health issues

Yarmuk

Chronic disease with no access to medicine
 Fever
 Severe diseases affecting those aged less than 5

Zahraa

Diarrhea
 Communicable diseases
 Maternal health issues

Qadessiyeh

No info

Quneitra

No info

• 13/20 communities assessed (8 communities are shown on the previous two factsheets):

- Qadessiyeh
- Quneitra
- Tishrine
- Yarmuk
- Zahraa

Food Security

Zahraa

Bread: 200 SYP
 Rice: 500 SYP
 Lentils: 430 SYP
 Cooking oil: 800 SYP
 Sugar: 500 SYP

Qadessiyeh

Bread: no info
 Rice: no info
 Lentils: no info
 Cooking oil: no info
 Sugar: no info

Tishrine

Bread: 75 SYP
 Rice: 550 SYP
 Lentils: 500 SYP
 Cooking oil: 500 SYP
 Sugar: 500 SYP

Quneitra

Bread: no info
 Rice: no info
 Lentils: no info
 Cooking oil: no info
 Sugar: no info

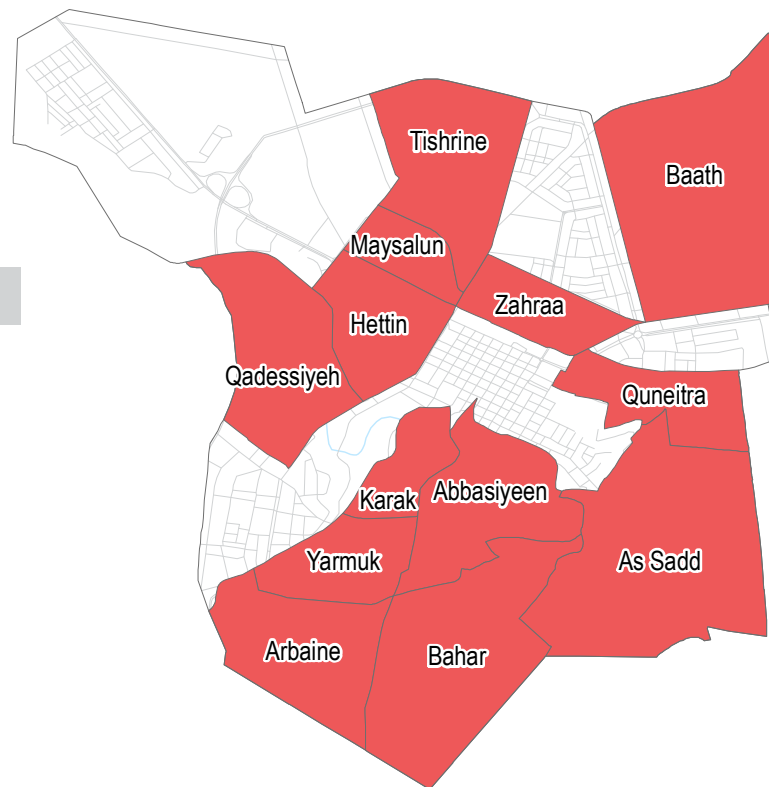
Yarmuk

Bread: no info
 Rice: no info
 Lentils: no info
 Cooking oil: no info
 Sugar: no info

Main challenges to obtaining food

- No challenges
- Some foods unavailable
- Local production decreased
- Lack of access to market
- Some foods expensive
- Lack of resources to buy food available in markets
- Lack of access to fuel
- Cooking fuel not available
- No information

Bread public: 1 pack
 Rice, lentils, sugar: 1 kg
 Cooking oil: 1 litre



WASH

Most common water source

Status of source

- Water is safe to drink
- Water tastes/smells bad
- People sick after drinking
- No information

Change in available water since last month

- More water
- No change
- Less water
- No information

Most common method of garbage disposal

Qadessiyeh

No info

No info

Quneitra

No info

No info

Tishrine

Network

Public free collection

Yarmuk

Closed well

Disposed at designated site

Zahraa

Open well

Buried / burned

Education

Qadessiyeh

No info

Quneitra

No info

Tishrine

Most children accessed education

Yarmuk

Most children accessed education

Status of primary schools in village

- Functioning
- Not functioning
- Not available
- No information
- Barriers to accessing education services

Zahraa

Lack of teaching staff

Shelter

Most common shelter

- Independent apartment or house
- Shared apartment or house
- Unfinished apartment or house
- Tent
- Private space not for shelter
- Cave/natural shelter
- Collective public space not for shelter

- No IDPs
- No information

Min - Max: rent paid per room (where known)

Alqin

- | | |
|---------|------|
| NDP | IDPs |
| | |
| No info | |

Aqraba

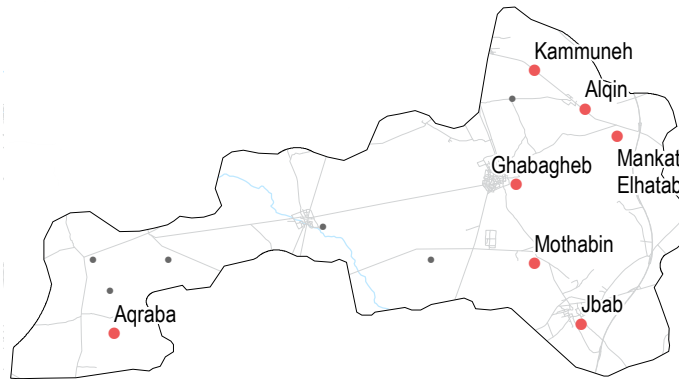
- | | |
|---------|------|
| NDP | IDPs |
| | |
| No info | |

Ghabagheb

- | | |
|---------|------|
| NDP | IDPs |
| | |
| No info | |

• 7/13 communities assessed (4 communities are shown on the next factsheet):

- Alqin
- Aqraba
- Ghabagheb



Livelihoods

Most common strategies used to cope with lack of income / resources

Alqin

- Children sent to work/beg
- High risk/illegal work
- Selling household assets

Aqraba

- Taking loans/buying on credit
- Borrowing from family/friends

Ghabagheb

- Borrowing from family/friends
- Skipping meals
- Reducing meal size

Displacement

Alqin

- | | | |
|-------|-----|-----|
| 1-25% | Yes | Yes |
|-------|-----|-----|

Aqraba

- | | | |
|--------|----|---------|
| 26-50% | No | No info |
|--------|----|---------|

Ghabagheb

- | | | |
|--------|----|---------|
| 51-75% | No | No info |
|--------|----|---------|

- % of pre-conflict population remaining
- IDPs already living in village
- IDPs arrived in last month
- No information

NFIs

Alqin

- NA
- B** NA
- D** NA
- F** 65000 SYP

Aqraba

-
- B** 4800 SYP
- D** 45 SYP
- F** NA

Ghabagheb

-
- B** 2200 SYP
- D** 35 SYP
- F** NA

Most common electricity source

- Main network
- Generator
- No source available
- No information

Fuel Prices

- B** Butane (cannister)
- D** Diesel (litre)
- F** Firewood (tonne)

NA: not available for purchase

Health

Most common health problems

Ghabagheb

Diarrhea
 Fever
 Malnutrition

Alqin

Diarrhea
 Fever
 Polio

Aqraba

Diarrhea
 Skin disease
 Severe diseases affecting those aged less than 5

• 7/13 communities assessed (4 communities are shown on the next factsheet):

Alqin
 Aqraba
 Ghabagheb

Food Security

Alqin

Bread: no info
 Rice: 500 SYP
 Lentils: no info
 Cooking oil: no info
 Sugar: no info

Ghabagheb

Bread: no info
 Rice: 600 SYP
 Lentils: 400 SYP
 Cooking oil: 900 SYP
 Sugar: 625 SYP

Aqraba

Bread: 150 SYP
 Rice: 810 SYP
 Lentils: 725 SYP
 Cooking oil: 725 SYP
 Sugar: 615 SYP

Main challenges to obtaining food

- No challenges
 - Some foods unavailable
 - Local production decreased
 - Lack of access to market
 - Some foods expensive
 - Lack of resources to buy food available in markets
 - Lack of access to fuel
 - Cooking fuel not available
 - No information
- Bread public: 1 pack
 Rice, lentils, sugar: 1 kg
 Cooking oil: 1 litre

WASH

Most common water source

Status of source

- Water is safe to drink
- Water tastes/smells bad
- People sick after drinking
- No information

Change in available water since last month

- More water
- No change
- Less water
- No information

Most common method of garbage disposal

Alqin

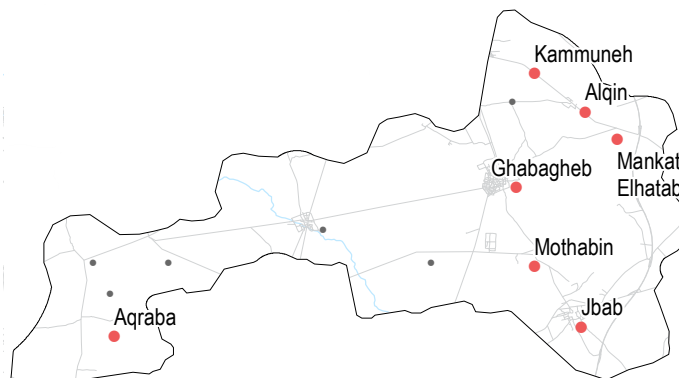
Closed well
 Buried / burned

Aqraba

Network
 Private paid collection

Ghabagheb

Closed well
 Buried / burned



Education

Alqin

Lack of teaching staff
 No spaces available

Aqraba

Most children accessed education

Ghabagheb

Most children accessed education

Status of primary schools in village

- Functioning
- Not functioning
- Not available
- No information
- Barriers to accessing education services

Shelter

Most common shelter

- Independent apartment or house
- Shared apartment or house
- Unfinished apartment or house
- Tent
- Private space not for shelter
- Cave/natural shelter
- Collective public space not for shelter

- No IDPs
- No information

Min - Max: rent paid per room (where known)

Jbab

NDP IDPs
 10000 - 15000 SYP

Mothabin

NDP IDPs
 No info

Kammuneh

NDP IDPs
 No info

Mankat Elhatab

NDP IDPs
 2000 - 3000 SYP

Livelihoods

Most common strategies used to cope with lack of income / resources

Jbab

- Taking loans/buying on credit
- Borrowing from family/friends

Mothabin

- Borrowing from family/friends

Kammuneh

- Borrowing from family/friends

Mankat Elhatab

- Taking loans/buying on credit
- Borrowing from family/friends
- Skipping meals

• 7/13 communities assessed (3 communities are shown on the previous factsheet):

- Jbab
- Kammuneh
- Mankat Elhatab
- Mothabin



Displacement

Jbab

76-100%
 No No info

Kammuneh

76-100%
 No No info

Mankat Elhatab

51-75%
 Yes Yes

Mothabin

76-100%
 No No info

% of pre-conflict population remaining

IDPs already living in village

IDPs arrived in last month

No information

NFIs

Jbab

B 7000 SYP
D 250 SYP
F 40000 SYP

Kammuneh

B 4500 SYP
D 250 SYP
F 40000 SYP

Mankat Elhatab

B 2300 SYP
D 55 SYP
F NA

Mothabin

B 2200 SYP
D 50 SYP
F NA

Most common electricity source

Main network

Generator

No source available

No information

Fuel Prices

B Butane (cannister)

D Diesel (litre)

F Firewood (tonne)

NA: not available for purchase

Health

Most common health problems

Mankat Elhatab

Chronic disease with no access to medicine
 Maternal health issues
 Severe diseases affecting those aged less than 5

Mothabin

Diarrhea
 Chronic disease with no access to medicine
 Acute respiratory infections

Jbab

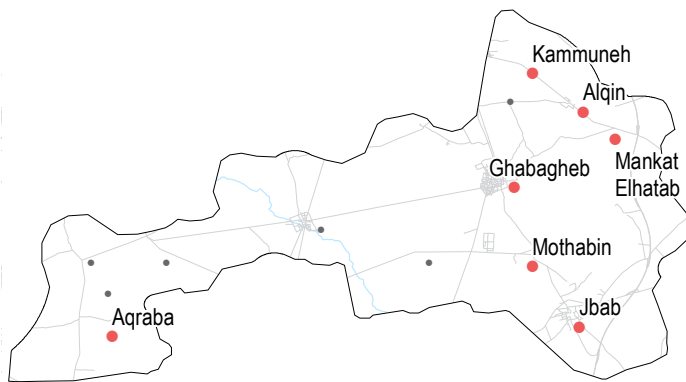
Malnutrition

Kammuneh

Disabilities
 Chronic disease with no access to medicine
 Malnutrition

• 7/13 communities assessed (3 communities are shown on the previous factsheet):

- Jbab
- Kammuneh
- Mankat Elhatab
- Mothabin



WASH

Most common water source

Status of source

- Water is safe to drink
- Water tastes/smells bad
- People sick after drinking
- No information

Change in available water since last month

- More water
- No change
- Less water
- No information

Most common method of garbage disposal

Jbab

Water trucking
 Buried / burned

Kammuneh

Network
 Public free collection

Mankat Elhatab

Network
 Private paid collection

Mothabin

Network
 Private paid collection

Food Security

Jbab

Bread: 100 SYP
 Rice: 500 SYP
 Lentils: 500 SYP
 Cooking oil: 300 SYP
 Sugar: 150 SYP

Kammuneh

Bread: 150 SYP
 Rice: 500 SYP
 Lentils: 600 SYP
 Cooking oil: 900 SYP
 Sugar: 550 SYP

Mankat Elhatab

Bread: 75 SYP
 Rice: 806 SYP
 Lentils: 500 SYP
 Cooking oil: 560 SYP
 Sugar: 650 SYP

Mothabin

Bread: 100 SYP
 Rice: 800 SYP
 Lentils: 500 SYP
 Cooking oil: 1000 SYP
 Sugar: 550 SYP

Main challenges to obtaining food

- No challenges
- Some foods unavailable
- Local production decreased
- Lack of access to market
- Some foods expensive
- Lack of resources to buy food available in markets
- Lack of access to fuel
- Cooking fuel not available

No information

Bread public: 1 pack
 Rice, lentils, sugar: 1 kg
 Cooking oil: 1 litre

Education

Jbab

Lack of teaching staff
 Lack of school supplies
 Services are not accessible

Kammuneh

Most children accessed education

Mankat Elhatab

Most children accessed education

Mothabin

Most children accessed education

Status of primary schools in village

- Functioning
- Not functioning
- Not available
- No information
- Barriers to accessing education services

Hrak, Dar'a Governorate

Shelter

Most common shelter

- Independent apartment or house
- Shared apartment or house
- Unfinished apartment or house
- Tent
- Private space not for shelter
- Cave/natural shelter
- Collective public space not for shelter

- No IDPs
- No information

Min - Max: rent paid per room (where known)

Hrak

- NDP
- IDPs
- No info

Nahta

- NDP
- IDPs
- No info

Rikhim

- NDP
- IDPs
- No info

Sura

- NDP
- IDPs
- No info

Western Maliha

- NDP
- IDPs
- No info

Livelihoods

Most common strategies used to cope with lack of income / resources

Hrak

- Looking for food in garbage
- Selling household assets
- Skipping meals

Nahta

- Skipping meals
- Reducing meal size

Rikhim

- Borrowing from family/friends
- Selling household assets

Sura

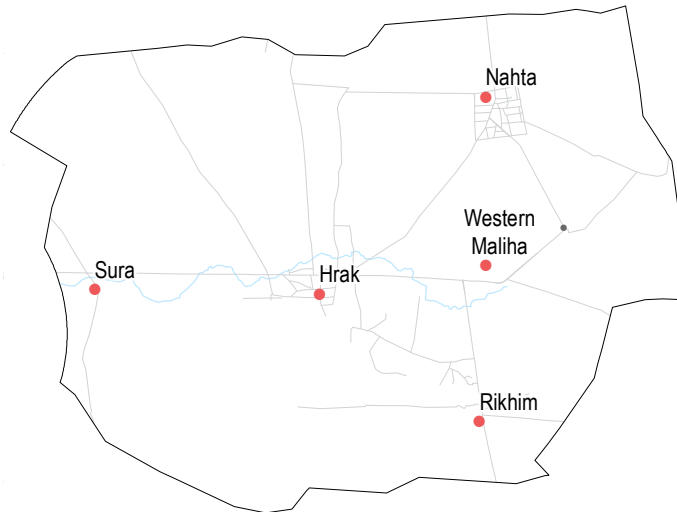
- Children sent to work/beg
- Taking loans/buying on credit
- Borrowing from family/friends

Western Maliha

- Borrowing from family/friends
- Skipping meals
- Reducing meal size

• 5/6 communities assessed:

- Hrak
- Nahta
- Rikhim
- Sura
- Western Maliha



Displacement

Hrak

- 51-75%
- Yes
- No

Nahta

- 76-100%
- No
- No info

Rikhim

- 1-25%
- No
- No info

Sura

- 51-75%
- No
- No info

- % of pre-conflict population remaining
- IDPs already living in village
- IDPs arrived in last month
- No information

Western Maliha

- 76-100%
- Yes
- Yes

NFIs

Hrak

- B** 6850 SYP
- D** 375 SYP
- F** NA

Nahta

- B** 2500 SYP
- D** 30 SYP
- F** NA

Rikhim

- B** 7000 SYP
- D** 350 SYP
- F** NA

Sura

- B** 8000 SYP
- D** 450 SYP
- F** NA

Western Maliha

- B** 2200 SYP
- D** NA
- F** NA

Most common electricity source

- Main network
- Generator
- No source available
- No information

Fuel Prices

- B** Butane (cannister)
- D** Diesel (litre)
- F** Firewood (tonne)

NA: not available for purchase

Hrak, Dar'a Governorate

November 2016

Health

Most common health problems

Rikhim
 Diarrhea
 Skin disease
 Injuries

Sura
 Diarrhea
 Skin disease
 Malnutrition

Western Maliha
 Diarrhea
 Maternal health issues
 Severe diseases affecting those aged less than 5

Hrak
 Chronic disease with no access to medicine
 Acute respiratory infections
 Malnutrition

Nahta
 Chronic disease with no access to medicine
 Maternal health issues
 Acute respiratory infections

• 5/6 communities assessed:

- Hrak
- Nahta
- Rikhim
- Sura
- Western Maliha

Food Security

Western Maliha Hrak

Bread: 55 SYP
 Rice: 550 SYP
 Lentils: 275 SYP
 Cooking oil: 500 SYP
 Sugar: 550 SYP

Rikhim

Bread: no info
 Rice: 750 SYP
 Lentils: 600 SYP
 Cooking oil: 200 SYP
 Sugar: 500 SYP

Nahta

Bread: 65 SYP
 Rice: 650 SYP
 Lentils: 400 SYP
 Cooking oil: 600 SYP
 Sugar: 600 SYP

Sura

Bread: no info
 Rice: 500 SYP
 Lentils: 450 SYP
 Cooking oil: 950 SYP
 Sugar: 300 SYP

Main challenges to obtaining food

- No challenges
- Some foods unavailable
- Local production decreased
- Lack of access to market
- Some foods expensive
- Lack of resources to buy food available in markets
- Lack of access to fuel
- Cooking fuel not available
- No information
- Bread public: 1 pack
- Rice, lentils, sugar: 1 kg
- Cooking oil: 1 litre

WASH

Most common water source

Status of source

- Water is safe to drink
- Water tastes/smells bad
- People sick after drinking
- No information

Change in available water since last month

- More water
- No change
- Less water
- No information

Most common method of garbage disposal

Hrak

Water trucking
 Left in street / public area

Nahta

Network
 Public free collection

Rikhim

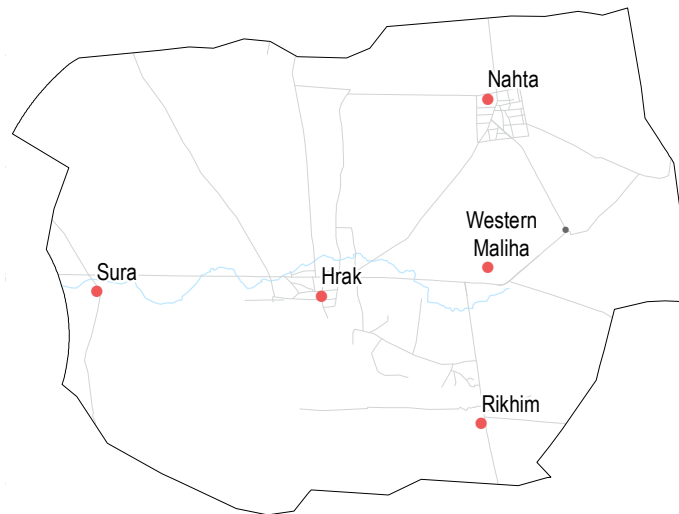
Network
 Public free collection

Sura

Network
 Buried / burned

Western Maliha

Closed well
 Buried / burned



Education

Hrak

Lack of teaching staff

Nahta

Most children accessed education

Rikhim

Lack of teaching staff

Sura

Lack of teaching staff

Status of primary schools in village

- Functioning
- Not functioning
- Not available
- No information
- Barriers to accessing education services

Western Maliha

Most children accessed education

Shelter

Most common shelter

- Independent apartment or house
- Shared apartment or house
- Unfinished apartment or house
- Tent
- Private space not for shelter
- Cave/natural shelter
- Collective public space not for shelter

- No IDPs
- No information

Min - Max: rent paid per room (where known)

Asem

- NDP
- IDPs
- No info

Bisr Elharir

- NDP
- IDPs
- No info

Bweir

- NDP
- IDPs
- No info

Hamer

- NDP
- IDPs
- No info

Izra'

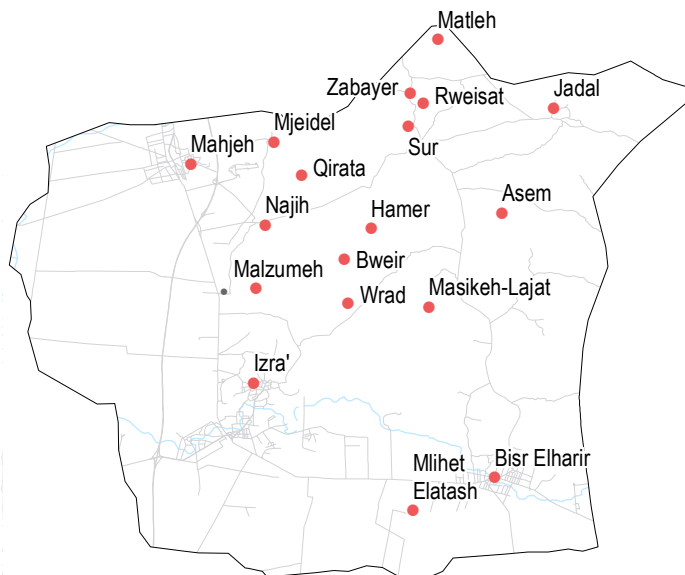
- NDP
- IDPs
- No info

Jadal

- NDP
- IDPs
- No info

• 18/19 communities assessed (12 communities are shown on the next two factsheets):

- Asem
- Bisr Elharir
- Bweir
- Hamer
- Izra'
- Jadal



Livelihoods

Most common strategies used to cope with lack of income / resources



Asem

- Borrowing from family/friends
- Reducing meal size



Bisr Elharir

- Skipping meals
- Reducing meal size



Bweir

- Borrowing from family/friends
- High risk/illegal work
- Looking for food in garbage



Hamer

- Borrowing from family/friends
- Skipping meals
- Reducing meal size



Izra'

- Borrowing from family/friends



Jadal

- Borrowing from family/friends
- Skipping meals
- Reducing meal size

Displacement

Asem

- 76-100%
- No
- No info

Bisr Elharir

- 1-25%
- No
- No info

Bweir

- 76-100%
- No
- No info

Hamer

- 51-75%
- No
- No info

% of pre-conflict population remaining

IDPs already living in village

IDPs arrived in last month

No information

Izra'

- 51-75%
- No
- No info

Jadal

- 76-100%
- No
- No info

NFIs

Asem

- B** 2100 SYP
- D** NA
- F** NA

Bisr Elharir

- B** 2250 SYP
- D** NA
- F** NA

Bweir

- B** NA
- D** 400 SYP
- F** NA

Hamer

- B** NA
- D** NA
- F** NA

Izra'

- B** 6850 SYP
- D** 390 SYP
- F** 51000 SYP

Jadal

- B** 2500 SYP
- D** 35 SYP
- F** NA

Most common electricity source

Main network

Generator

No source available

No information

Fuel Prices

B Butane (cannister)

D Diesel (litre)

F Firewood (tonne)

NA: not available for purchase

Izra' (1/3), Dar'a Governorate

November 2016

Health

Most common health problems

Bweir
 Diarrhea
Chronic disease with no access to medicine
Malnutrition

Jadal
 Diarrhea
Chronic disease with no access to medicine
Symptoms of psychological trauma

Asem
 Diarrhea
Chronic disease with no access to medicine
Malnutrition

Hamer
 Diarrhea
Chronic disease with no access to medicine
Fever

Bisir Elharir
 Disabilities
Severe diseases affecting those aged less than 5
Symptoms of psychological trauma

Izra'
 Diarrhea
Injuries
Malnutrition

• 18/19 communities assessed (12 communities are shown on the next two factsheets):

- Asem
- Bisir Elharir
- Bweir
- Hamer
- Izra'
- Jadal

Food Security

Izra'

Bread: no info
Rice: 320 SYP
Lentils: 740 SYP
Cooking oil: 750 SYP
Sugar: 455 SYP

Asem

Bread: 75 SYP
Rice: 550 SYP
Lentils: 350 SYP
Cooking oil: 550 SYP
Sugar: 450 SYP

Bweir

Bread: no info
Rice: 400 SYP
Lentils: 400 SYP
Cooking oil: no info
Sugar: 400 SYP

Main challenges to obtaining food

- No challenges
- Some foods unavailable
- Local production decreased
- Lack of access to market
- Some foods expensive
- Lack of resources to buy food available in markets
- Lack of access to fuel
- Cooking fuel not available

Jadal

Bread: 50 SYP
Rice: 700 SYP
Lentils: 500 SYP
Cooking oil: 650 SYP
Sugar: 750 SYP

Bisir Elharir

Bread: no info
Rice: 500 SYP
Lentils: 400 SYP
Cooking oil: 550 SYP
Sugar: 500 SYP

Hamer

Bread: 30 SYP
Rice: 800 SYP
Lentils: 375 SYP
Cooking oil: 650 SYP
Sugar: 575 SYP

Bread public: 1 pack
Rice, lentils, sugar: 1 kg
Cooking oil: 1 litre

WASH

Most common water source

Status of source

- Water is safe to drink
- Water tastes/smells bad
- People sick after drinking
- No information

Change in available water since last month

- More water
- No change
- Less water
- No information

Most common method of garbage disposal

Asem

Network
 Public free collection

Bisir Elharir

Network
 Public free collection

Bweir

Water trucking
 No info

Hamer

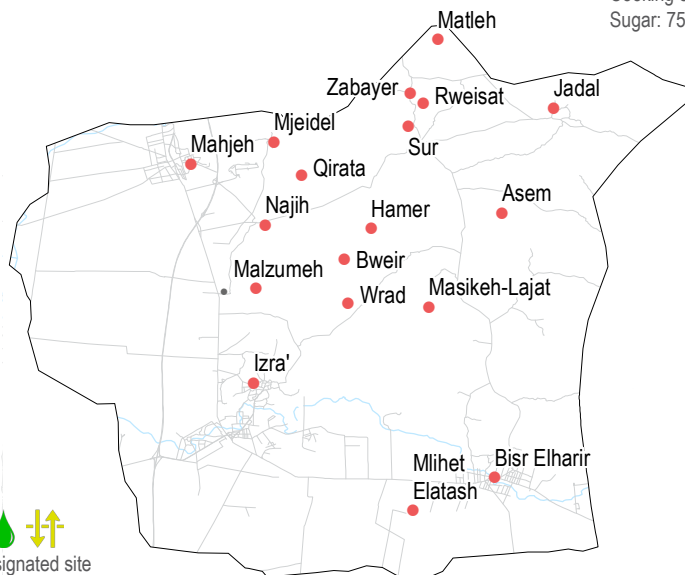
Closed well
 Private paid collection

Jadal

Network
 Disposed at designated site

Izra'

Water trucking
 Left in street / public area



Education

Asem

Most children accessed education

Bisir Elharir

Most children accessed education

Bweir

Most children accessed education

Hamer

Lack of school supplies
Services are not accessible

Status of primary schools in village

- Functioning
- Not functioning
- Not available
- No information
- Barriers to accessing education services

Izra'

Lack of teaching staff

Jadal

Curriculum not available in appropriate language

Shelter

Most common shelter

- Independent apartment or house
- Shared apartment or house
- Unfinished apartment or house
- Tent
- Private space not for shelter
- Cave/natural shelter
- Collective public space not for shelter

- No IDPs
- No information

Min - Max: rent paid per room (where known)

Mahjeh

- NDP
- IDPs
- No info

Malzumeh

- NDP
- IDPs
- No info

Masikeh

- NDP
- IDPs
- No info

Matleh

- NDP
- IDPs
- No info

Mjeidel

- NDP
- IDPs
- No info

Mlihet Elatash

- NDP
- IDPs
- No info

Livelihoods

Most common strategies used to cope with lack of income / resources

Mahjeh

- Borrowing from family/friends
- Selling household assets
- Reducing meal size

Malzumeh

No info

Masikeh

- Looking for food in garbage
- Selling household assets
- Skipping meals

Matleh

- Taking loans/buying on credit
- Borrowing from family/friends

Mjeidel

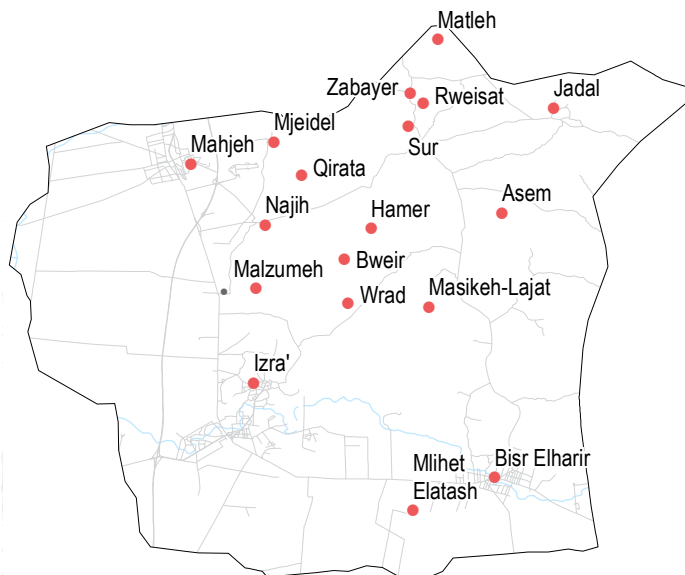
Borrowing from family/friends

Mlihet Elatash

No info

• 18/19 communities assessed (6 communities are shown on the previous factsheet, 6 communities are shown on the next factsheet):

- Mahjeh
- Malzumeh
- Masikeh
- Matleh
- Mjeidel
- Mlihet Elatash



Displacement

Mahjeh

- 51-75%
- No
- No info

Malzumeh

- 51-75%
- No info
- No info

Masikeh

- 51-75%
- No
- No info

Matleh

- 76-100%
- No
- No info

% of pre-conflict population remaining

IDPs already living in village

IDPs arrived in last month

No information

Mjeidel

- 51-75%
- No
- No info

Mlihet Elatash

- 51-75%
- No info
- No info

NFIs

Mahjeh

- B** 2200 SYP
- D** 50 SYP
- F** NA

Malzumeh

- B** No info
- D** No info
- F** No info

Masikeh

- B** 3500 SYP
- D** 350 SYP
- F** 45000 SYP

Matleh

- B** 2500 SYP
- D** 35 SYP
- F** NA

Mjeidel

- B** NA
- D** NA
- F** NA

Mlihet Elatash

- B** No info
- D** No info
- F** No info

Most common electricity source

Main network

Generator

No source available

No information

Fuel Prices

B Butane (cannister)

D Diesel (litre)

F Firewood (tonne)

NA: not available for purchase

Health

Most common health problems

Masikeh
 No info

Mlihet Elatash
 No info

Mahjeh
 Disabilities
 Chronic disease with no access to medicine
 Symptoms of psychological trauma
Malzumeh
 No info

Matleh
 Diarrhea
 Skin disease
 Acute respiratory infections

Mjeidel
 Disabilities
 Chronic disease with no access to medicine
 Acute respiratory infections

• 18/19 communities assessed (6 communities are shown on the previous factsheet, 6 communities are shown on the next factsheet):
 Mahjeh
 Malzumeh
 Masikeh
 Matleh
 Mjeidel
 Mlihet Elatash

Food Security

Mjeidel
 Bread: 40 SYP
 Rice: 600 SYP
 Lentils: 450 SYP
 Cooking oil: 650 SYP
 Sugar: 550 SYP

Mahjeh
 Bread: 75 SYP
 Rice: 400 SYP
 Lentils: 500 SYP
 Cooking oil: 400 SYP
 Sugar: 500 SYP

Masikeh
 Bread: 200 SYP
 Rice: 600 SYP
 Lentils: 450 SYP
 Cooking oil: 650 SYP
 Sugar: 450 SYP

Mlihet Elatash
 Bread: no info
 Rice: no info
 Lentils: no info
 Cooking oil: no info
 Sugar: no info

Malzumeh
 Bread: no info
 Rice: no info
 Lentils: no info
 Cooking oil: no info
 Sugar: no info

Matleh
 Bread: 75 SYP
 Rice: 800 SYP
 Lentils: 400 SYP
 Cooking oil: 700 SYP
 Sugar: 600 SYP

Main challenges to obtaining food
 No challenges
 Some foods unavailable
 Local production decreased
 Lack of access to market
 Some foods expensive
 Lack of resources to buy food available in markets
 Lack of access to fuel
 Cooking fuel not available
 No information
 Bread public: 1 pack
 Rice, lentils, sugar: 1 kg
 Cooking oil: 1 litre

WASH

Most common water source
 Status of source
 Water is safe to drink
 Water tastes/smells bad
 People sick after drinking
 No information
 Change in available water since last month
 More water
 No change
 Less water
 No information
 Most common method of garbage disposal
 Public free collection

Mahjeh
 Network
 Left in street / public area

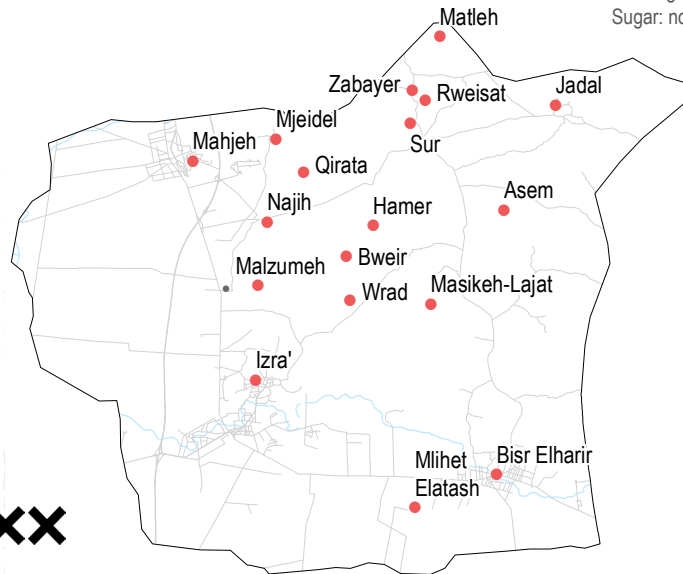
Malzumeh
 No info
 No info

Masikeh
 Water trucking
 Buried / burned

Matleh
 Network
 Public free collection

Mlihet Elatash
 No info
 No info

Mjeidel
 Network
 Public free collection



Education

Mahjeh
 Most children accessed education

Malzumeh
 No info

Masikeh
 Lack of teaching staff

Matleh
 Most children accessed education

Status of primary schools in village
 Functioning
 Not functioning
 Not available
 No information
 Barriers to accessing education services

Mjeidel
 Most children accessed education

Mlihet Elatash
 No info

Shelter

Most common shelter

- Independent apartment or house
- Shared apartment or house
- Unfinished apartment or house
- Tent
- Private space not for shelter
- Cave/natural shelter
- Collective public space not for shelter

- No IDPs
- No information

Min - Max: rent paid per room (where known)

Najih

NDP IDPs
 No info

Sur

NDP IDPs
 No info

Qirata

NDP IDPs
 15000 - 20000 SYP

Wrad

NDP IDPs
 No info

Rweisat

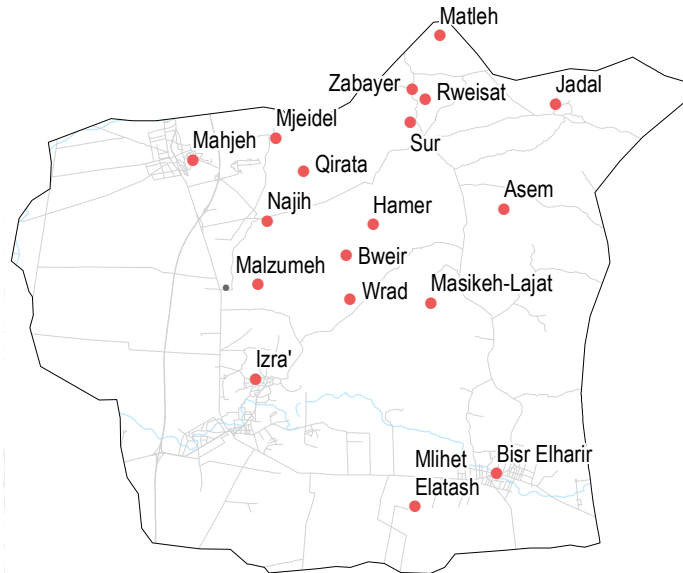
NDP IDPs
 No info

Zabayer

NDP IDPs
 No info

• 18/19 communities assessed (12 communities are shown on the previous two factsheets):

- Najih
- Qirata
- Rweisat
- Sur
- Wrad
- Zabayer



Livelihoods

Most common strategies used to cope with lack of income / resources

Najih

- Taking loans/buying on credit
- Borrowing from family/friends

Sur

- Selling household assets
- Reducing meal size

Qirata

- Borrowing from family/friends
- Reducing meal size

Wrad

- Borrowing from family/friends

Rweisat

- Children sent to work/beg
- Borrowing from family/friends
- Eating weeds

Zabayer

- Skipping meals
- Reducing meal size

Displacement

Najih

51-75%
 No No info

Qirata

51-75%
 Yes No

Rweisat

51-75%
 No No info

Sur

51-75%
 No No info

% of pre-conflict population remaining

IDPs already living in village

IDPs arrived in last month

No information

Wrad

None
 No No info

Zabayer

76-100%
 No No info

NFIs

Najih

B 2250 SYP
D 45 SYP
F NA

Qirata

B 9000 SYP
D NA
F NA

Rweisat

B 2300 SYP
D 38 SYP
F NA

Sur

B 2200 SYP
D 35 SYP
F NA

Wrad

B NA
D NA
F NA

Zabayer

B 2200 SYP
D NA
F NA

Most common electricity source

Main network

Generator

No source available

No information

Fuel Prices

B Butane (cannister)

D Diesel (litre)

F Firewood (tonne)

NA: not available for purchase

Health

Most common health problems

Rweisat

Chronic disease with no access to medicine
 Maternal health issues
 Severe diseases affecting those aged less than 5

Sur

Diarrhea
 Severe diseases affecting those aged less than 5
 Symptoms of psychological trauma

Wrad

Chronic disease with no access to medicine
 Symptoms of psychological trauma

Zabayer

Disabilities
 Diarrhea
 Fever

Najih

Disabilities
 Chronic disease with no access to medicine
 Symptoms of psychological trauma

Qirata

Maternal health issues
 Severe diseases affecting those aged less than 5

• 18/19 communities assessed (12 communities are shown on the previous two factsheets):

- Najih
- Qirata
- Rweisat
- Sur
- Wrad
- Zabayer

Food Security

Wrad

Bread: 50 SYP
 Rice: 500 SYP
 Lentils: 350 SYP
 Cooking oil: 500 SYP
 Sugar: 600 SYP

Zabayer

Bread: no info
 Rice: 550 SYP
 Lentils: 300 SYP
 Cooking oil: 700 SYP
 Sugar: 500 SYP

Najih

Bread: no info
 Rice: 500 SYP
 Lentils: 325 SYP
 Cooking oil: 500 SYP
 Sugar: 540 SYP

Qirata

Bread: 100 SYP
 Rice: 250 SYP
 Lentils: 200 SYP
 Cooking oil: 200 SYP
 Sugar: 400 SYP

Rweisat

Bread: 45 SYP
 Rice: 800 SYP
 Lentils: 300 SYP
 Cooking oil: 325 SYP
 Sugar: 550 SYP

Sur

Bread: 75 SYP
 Rice: 500 SYP
 Lentils: 350 SYP
 Cooking oil: 450 SYP
 Sugar: 400 SYP

Main challenges to obtaining food

- No challenges
- Some foods unavailable
- Local production decreased
- Lack of access to market
- Some foods expensive
- Lack of resources to buy food available in markets
- Lack of access to fuel
- Cooking fuel not available

No information

Bread public: 1 pack
 Rice, lentils, sugar: 1 kg
 Cooking oil: 1 litre

WASH

Most common water source

Status of source

- Water is safe to drink
- Water tastes/smells bad
- People sick after drinking
- No information

Change in available water since last month

- More water
- No change
- Less water
- No information

Most common method of garbage disposal

Najih

Network
 Public free collection

Qirata

Network
 Public free collection

Rweisat

Closed well
 Disposed at designated site

Sur

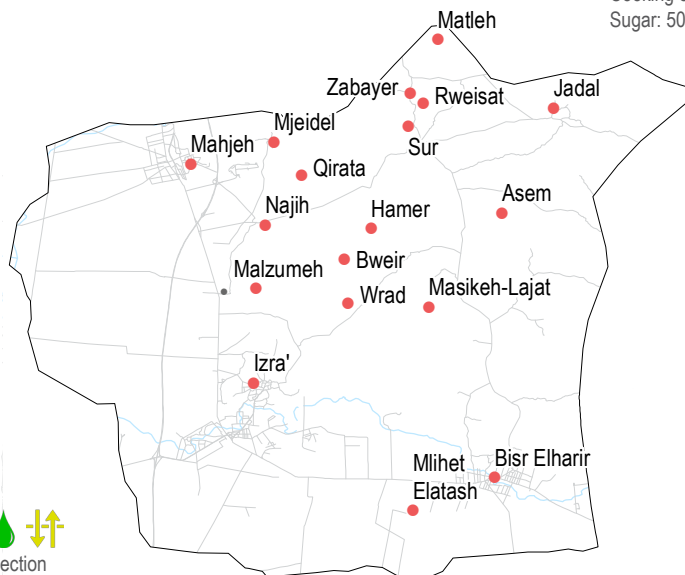
Open well
 Disposed at designated site

Zabayer

Network
 Private paid collection

Wrad

Network
 Disposed at designated site



Education

Najih

Most children accessed education

Qirata

Most children accessed education

Rweisat

Services are not accessible

Sur

Lack of teaching staff
 Lack of school supplies
 Services are too far

Status of primary schools in village

- Functioning
- Not functioning
- Not available
- No information
- Barriers to accessing education services

Wrad

Most children accessed education

Zabayer

Most children accessed education

Shelter

Most common shelter

- Independent apartment or house
- Shared apartment or house
- Unfinished apartment or house
- Tent
- Private space not for shelter
- Cave/natural shelter
- Collective public space not for shelter

- No IDPs
- No information

Min - Max: rent paid per room (where known)

Jasim

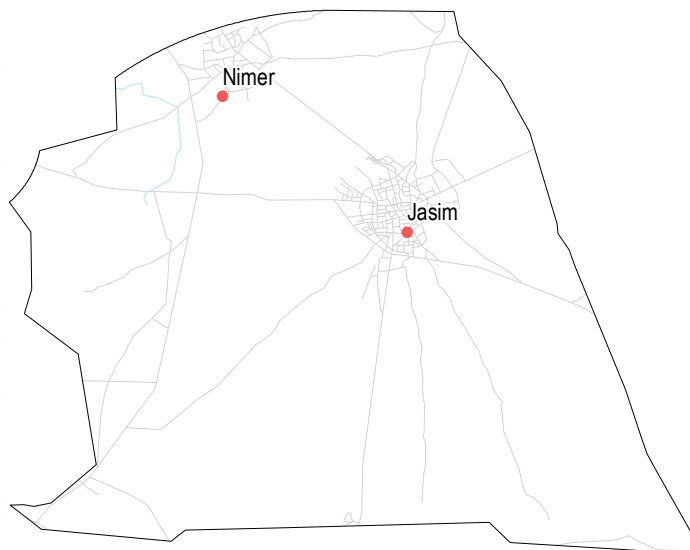
- NDP
- IDPs
- No info

Nimer

- NDP
- IDPs
- No info

• 2/2 communities assessed:

- Jasim
- Nimer



Displacement

Jasim

- 76-100%
- Yes
- No

Nimer

- 51-75%
- No
- No info

% of pre-conflict population remaining

IDPs already living in village

IDPs arrived in last month

No information

Livelihoods

Most common strategies used to cope with lack of income / resources

Jasim

- Borrowing from family/friends
- Selling household assets
- Reducing meal size

Nimer

- Looking for food in garbage
- Spending days without eating

NFIs

Jasim

- B** 9000 SYP
- D** 400 SYP
- F** 30000 SYP

Nimer

- B** 7000 SYP
- D** NA
- F** NA

Most common electricity source

Main network

Generator

No source available

No information

Fuel Prices

B Butane (cannister)

D Diesel (litre)

F Firewood (tonne)

NA: not available for purchase

Jasim, Dar'a Governorate

Health

Most common health problems

Jasim



Disabilities
Diarrhea
Chronic disease with no access to medicine

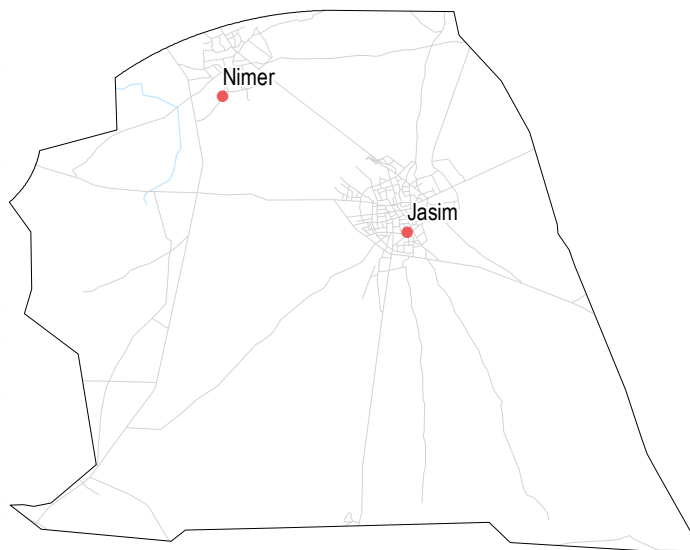
Nimer



Diarrhea
Acute respiratory infections
Malnutrition

• 2/2 communities assessed:

Jasim
Nimer



WASH

Most common water source

Status of source

- Water is safe to drink
- Water tastes/smells bad
- People sick after drinking
- No information

Change in available water since last month

- More water
- No change
- Less water
- No information

Most common method of garbage disposal

Jasim

Water trucking
 Private paid collection

Nimer

Water trucking
 Buried / burned

Food Security

Jasim



Bread: no info
Rice: 400 SYP
Lentils: 450 SYP
Cooking oil: 1000 SYP
Sugar: 450 SYP

Nimer



Bread: no info
Rice: 500 SYP
Lentils: 600 SYP
Cooking oil: no info
Sugar: no info

Main challenges to obtaining food

- No challenges
- Some foods unavailable
- Local production decreased
- Lack of access to market
- Some foods expensive
- Lack of resources to buy food available in markets
- Lack of access to fuel
- Cooking fuel not available
- No information
- Bread public: 1 pack
- Rice, lentils, sugar: 1 kg
- Cooking oil: 1 litre

Education

Jasim

Lack of teaching staff
 Lack of school supplies
Services are not accessible

Nimer

Lack of teaching staff

Status of primary schools in village

- Functioning
- Not functioning
- Not available
- No information
- Barriers to accessing education services

Shelter

Most common shelter

- Independent apartment or house
- Shared apartment or house
- Unfinished apartment or house
- Tent
- Private space not for shelter
- Cave/natural shelter
- Collective public space not for shelter

- No IDPs
- No information

Min - Max: rent paid per room (where known)

Ghasm

NDP IDPs
5000 - 6000 SYP

Jizeh

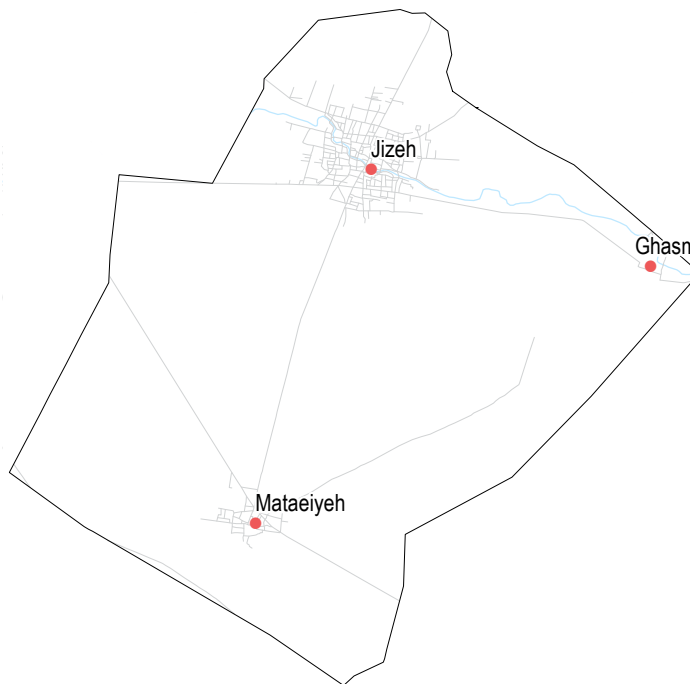
NDP IDPs
No info

Mataeiyeh

NDP IDPs
No info

• 3/3 communities assessed:

- Ghasm
- Jizeh
- Mataeiyeh



Livelihoods

Most common strategies used to cope with lack of income / resources

Ghasm

- Borrowing from family/friends
- Selling household assets
- Reducing meal size

Jizeh

- Skipping meals
- Reducing meal size

Mataeiyeh

- Borrowing from family/friends
- Skipping meals
- Reducing meal size

Displacement

Ghasm

76-100%
 Yes Yes

Jizeh

51-75%
 No No info

Mataeiyeh

51-75%
 No No info

% of pre-conflict population remaining

IDPs already living in village

IDPs arrived in last month

No information

NFIs

Ghasm

B 2200 SYP
D 37 SYP
F NA

Jizeh

B 2500 SYP
D NA
F NA

Mataeiyeh

B 2300 SYP
D 40 SYP
F NA

Most common electricity source

Main network

Generator

No source available

No information

Fuel Prices

B Butane (cannister)

D Diesel (litre)

F Firewood (tonne)

NA: not available for purchase

Health

Most common health problems

Mataeiyeh

Disabilities
Chronic disease with no access to medicine
Acute respiratory infections

Ghasm

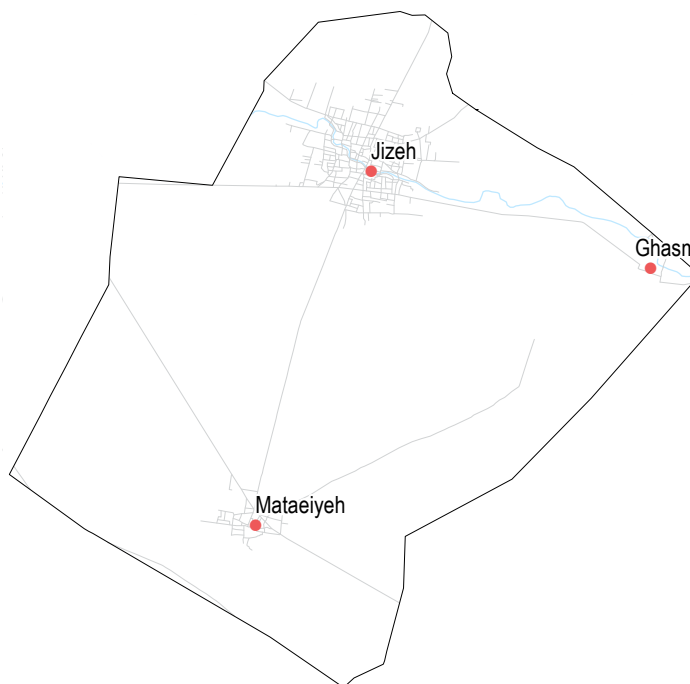
Chronic disease with no access to medicine
Maternal health issues
Severe diseases affecting those aged less than 5

Jizeh

Chronic disease with no access to medicine
Maternal health issues
Acute respiratory infections

• 3/3 communities assessed:

Ghasm
Jizeh
Mataeiyeh



Food Security

Ghasm

Bread: 100 SYP
 Rice: 700 SYP
 Lentils: 500 SYP
 Cooking oil: 600 SYP
 Sugar: 550 SYP

Mataeiyeh

Bread: 80 SYP
 Rice: 600 SYP
 Lentils: 350 SYP
 Cooking oil: 600 SYP
 Sugar: 600 SYP

Jizeh

Bread: 65 SYP
 Rice: 600 SYP
 Lentils: 375 SYP
 Cooking oil: 650 SYP
 Sugar: 550 SYP

Main challenges to obtaining food

- No challenges
- Some foods unavailable
- Local production decreased
- Lack of access to market
- Some foods expensive
- Lack of resources to buy food available in markets
- Lack of access to fuel
- Cooking fuel not available
- No information

Bread public: 1 pack
Rice, lentils, sugar: 1 kg
Cooking oil: 1 litre

WASH

Most common water source

Status of source

- Water is safe to drink
- Water tastes/smells bad
- People sick after drinking
- No information

Change in available water since last month

- More water
- No change
- Less water
- No information

Most common method of garbage disposal

Ghasm

Network
 Private paid collection

Jizeh

Closed well
 Left in street / public area

Mataeiyeh

Network
 Disposed at designated site

Education

Ghasm

Curriculum not available in appropriate language

Jizeh

Most children accessed education

Mataeiyeh

Most children accessed education

Status of primary schools in village

- Functioning
- Not functioning
- Not available
- No information
- Barriers to accessing education services

Kherbet Ghazala, Dar'a Governorate

November 2016

Shelter

Most common shelter

- Independent apartment or house
- Shared apartment or house
- Unfinished apartment or house
- Tent
- Private space not for shelter
- Cave/natural shelter
- Collective public space not for shelter

- No IDPs
- No information

Min - Max: rent paid per room (where known)

Alma

- NDP
- IDPs
- No info

Eastern Ghariyeh

- NDP
- IDPs
- No info

Western Ghariyeh

- NDP
- IDPs
- No info

• 3/4 communities assessed:

- Alma
- Eastern Ghariyeh
- Western Ghariyeh



Displacement

Alma

- 1-25%
- No
- No info

Eastern Ghariyeh

- 51-75%
- No
- No info

Western Ghariyeh

- 51-75%
- Yes
- No

% of pre-conflict population remaining

IDPs already living in village

IDPs arrived in last month

No information

Livelihoods

Most common strategies used to cope with lack of income / resources

Alma

- Selling household assets
- Skipping meals
- Reducing meal size

Eastern Ghariyeh

- Skipping meals
- Reducing meal size

Western Ghariyeh

- Selling household assets
- Reducing meal size
- Spending days without eating

NFIs

Alma

- B 2500 SYP
- D 35 SYP
- F NA

Eastern Ghariyeh

- B 2200 SYP
- D 60 SYP
- F NA

Western Ghariyeh

- B NA
- D 200 SYP
- F NA

Most common electricity source

Main network

Generator

No source available

No information

Fuel Prices

B Butane (cannister)

D Diesel (litre)

F Firewood (tonne)

NA: not available for purchase

Kherbet Ghazala, Dar'a Governorate

November 2016

Health

Most common health problems

Western Ghariyeh

Disabilities
Malnutrition
Symptoms of psychological trauma

Alma

Diarrhea
Communicable diseases
Chronic disease with no access to medicine

Eastern Ghariyeh

Diarrhea
Pregnancy related diseases
Malnutrition

• 3/4 communities assessed:

- Alma
- Eastern Ghariyeh
- Western Ghariyeh

Food Security

Alma

Bread: 40 SYP
Rice: 800 SYP
Lentils: 500 SYP
Cooking oil: 650 SYP
Sugar: 700 SYP

Western Ghariyeh

Bread: 75 SYP
Rice: 500 SYP
Lentils: 600 SYP
Cooking oil: 1500 SYP
Sugar: 500 SYP

Eastern Ghariyeh

Bread: 40 SYP
Rice: 850 SYP
Lentils: 250 SYP
Cooking oil: 750 SYP
Sugar: 600 SYP

Main challenges to obtaining food

- No challenges
- Some foods unavailable
- Local production decreased
- Lack of access to market
- Some foods expensive
- Lack of resources to buy food available in markets
- Lack of access to fuel
- Cooking fuel not available
- No information

Bread public: 1 pack
Rice, lentils, sugar: 1 kg
Cooking oil: 1 litre

WASH

Most common water source

Status of source

- Water is safe to drink
- Water tastes/smells bad
- People sick after drinking
- No information

Change in available water since last month

- More water
- No change
- Less water
- No information

Most common method of garbage disposal

Alma

Open well
 Public free collection

Eastern Ghariyeh

Closed well
 Left in street / public area

Western Ghariyeh

Water trucking
 Buried / burned



Education

Alma

Most children accessed education

Eastern Ghariyeh

Most children accessed education

Western Ghariyeh

Lack of teaching staff
Lack of school supplies

Status of primary schools in village

- Functioning
- Not functioning
- Not available
- No information
- Barriers to accessing education services

Masmiyyeh, Dar'a Governorate

Shelter

Most common shelter

- Independent apartment or house
- Shared apartment or house
- Unfinished apartment or house
- Tent
- Private space not for shelter
- Cave/natural shelter
- Collective public space not for shelter

- No IDPs
- No information

Min - Max: rent paid per room (where known)

Masmiyyeh

- NDP
- IDPs
- No info

Sakra

- NDP
- IDPs
- No info

Shaara

- NDP
- IDPs
- No info

Sharae

- NDP
- IDPs
- No info

Sweinmreh

- NDP
- IDPs
- 5000 - 8000 SYP

Zbeidiyeh

- NDP
- IDPs
- No info

6/13 communities assessed:

- Masmiyyeh
- Sakra
- Shaara
- Sharae
- Sweinmreh
- Zbeidiyeh

Livelihoods

Most common strategies used to cope with lack of income / resources

Masmiyyeh

- Taking loans/buying on credit
- Borrowing from family/friends

Sakra

- Skipping meals
- Reducing meal size

Shaara

- Taking loans/buying on credit
- Borrowing from family/friends

Sharae

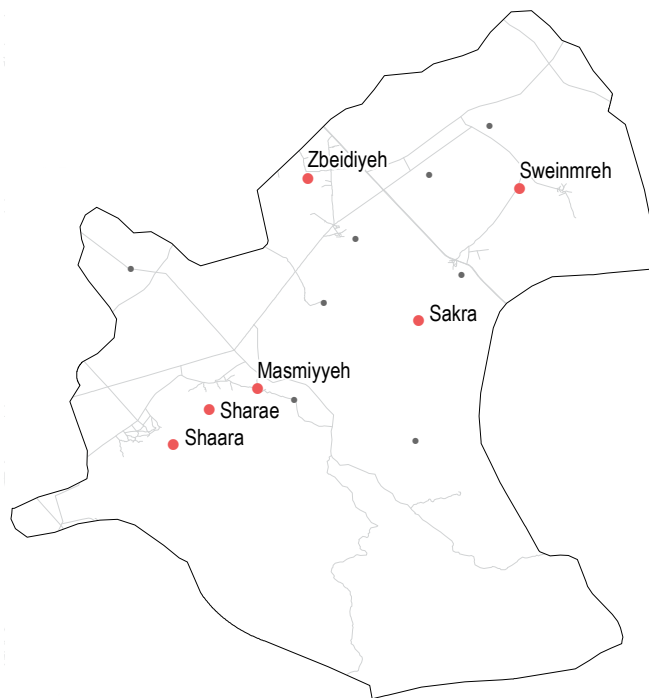
- Skipping meals
- Reducing meal size

Sweinmreh

- Borrowing from family/friends
- Skipping meals

Zbeidiyeh

- Skipping meals
- Reducing meal size



Displacement

Masmiyyeh

- 51-75%
- No
- No info

Sakra

- 51-75%
- No
- No info

Shaara

- 51-75%
- Yes
- Yes

Sharae

- 76-100%
- No
- No info

% of pre-conflict population remaining

IDPs already living in village

IDPs arrived in last month

No information

Sweinmreh

- 51-75%
- Yes
- Yes

Zbeidiyeh

- 26-50%
- No
- No info

NFIs

Masmiyyeh

- B 4900 SYP
- D 45 SYP
- F NA

Sakra

- B 2500 SYP
- D NA
- F NA

Shaara

- B 3000 SYP
- D 40 SYP
- F NA

Sharae

- B 2700 SYP
- D 80 SYP
- F NA

Sweinmreh

- B 2200 SYP
- D NA
- F NA

Zbeidiyeh

- B NA
- D NA
- F NA

Most common electricity source

Main network

Generator

No source available

No information

Fuel Prices

Butane (cannister)

Diesel (litre)

Firewood (tonne)

NA: not available for purchase

Health

Most common health problems

Shaara

Diarrhea
 Maternal health issues
 Acute respiratory infections

Zbeidiyeh

Diarrhea
 Chronic disease with no access to medicine

Masmiyyeh

Diarrhea
 Chronic disease with no access to medicine
 Maternal health issues

Sharae

Diarrhea
 Chronic disease with no access to medicine
 Pregnancy related diseases

Sakra

Chronic disease with no access to medicine
 Acute respiratory infections

Sweinmreh

Chronic disease with no access to medicine
 Pregnancy related diseases
 Severe diseases affecting those aged less than 5

- 6/13 communities assessed:
- Masmiyyeh
- Sakra
- Shaara
- Sharae
- Sweinmreh
- Zbeidiyeh

Food Security

Sweinmreh

Bread: 150 SYP
 Rice: 550 SYP
 Lentils: 500 SYP
 Cooking oil: 580 SYP
 Sugar: 520 SYP

Masmiyyeh

Bread: 150 SYP
 Rice: 800 SYP
 Lentils: 700 SYP
 Cooking oil: 700 SYP
 Sugar: 600 SYP

Shaara

Bread: 100 SYP
 Rice: 650 SYP
 Lentils: 400 SYP
 Cooking oil: 750 SYP
 Sugar: 650 SYP

Zbeidiyeh

Bread: 90 SYP
 Rice: 525 SYP
 Lentils: 300 SYP
 Cooking oil: 585 SYP
 Sugar: 520 SYP

Sakra

Bread: 40 SYP
 Rice: 600 SYP
 Lentils: 410 SYP
 Cooking oil: 625 SYP
 Sugar: 525 SYP

Sharae

Bread: no info
 Rice: 700 SYP
 Lentils: 500 SYP
 Cooking oil: 900 SYP
 Sugar: 500 SYP

- Main challenges to obtaining food
- No challenges
 - Some foods unavailable
 - Local production decreased
 - Lack of access to market
 - Some foods expensive
 - Lack of resources to buy food available in markets
 - Lack of access to fuel
 - Cooking fuel not available
 - No information
- Bread public: 1 pack
 Rice, lentils, sugar: 1 kg
 Cooking oil: 1 litre

WASH

Most common water source

Status of source

- Water is safe to drink
- Water tastes/smells bad
- People sick after drinking
- No information

Change in available water since last month

- More water
- No change
- Less water
- No information

Most common method of garbage disposal

Masmiyyeh

Network
 Private paid collection

Sakra

Network
 Private paid collection

Shaara

Water trucking
 Disposed at designated site

Sharae

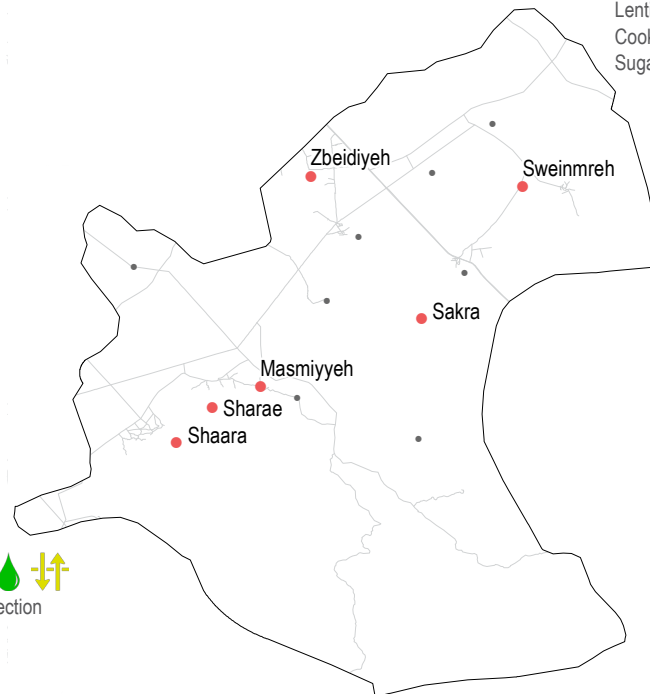
Closed well
 Buried / burned

Zbeidiyeh

Network
 Public free collection

Sweinmreh

Network
 Private paid collection



Education

Masmiyyeh

Most children accessed education

Sakra

Most children accessed education

Shaara

Services are not accessible
 Curriculum not available in appropriate language

Sharae

Most children accessed education

Status of primary schools in village

- Functioning
- Not functioning
- Not available
- No information
- Barriers to accessing education services

Sweinmreh

Most children accessed education

Zbeidiyeh

Most children accessed education

Mseifra, Dar'a Governorate

Shelter

Most common shelter

- Independent apartment or house
- Shared apartment or house
- Unfinished apartment or house
- Tent
- Private space not for shelter
- Cave/natural shelter
- Collective public space not for shelter

- No IDPs
- No information

Min - Max: rent paid per room (where known)

Karak

- NDP
- IDPs
- No info

Mseifra

- NDP
- IDPs
- No info

Sahwa

- NDP
- IDPs
- No info

Um Walad

- NDP
- IDPs
- No info

Livelihoods

Most common strategies used to cope with lack of income / resources

Karak
No info

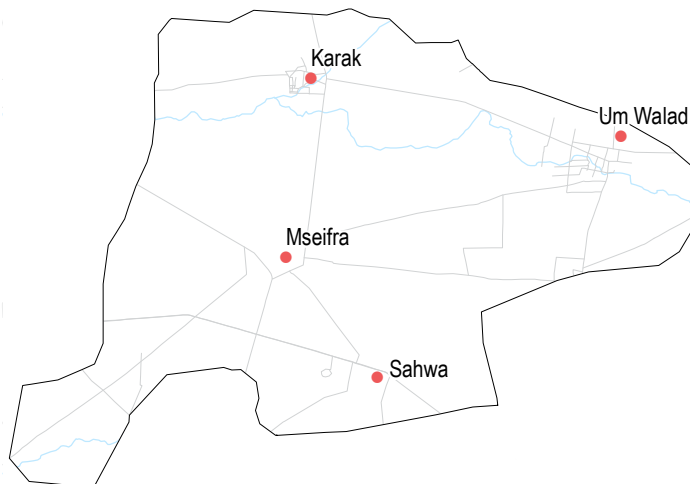
Um Walad
Borrowing from family/friends
High risk/illegal work
Skipping meals

Mseifra
Taking loans/buying on credit
Borrowing from family/friends
Skipping meals

Sahwa
Skipping meals
Reducing meal size

• 4/4 communities assessed:

- Karak
- Mseifra
- Sahwa
- Um Walad



Displacement

Karak

- 76-100%
- No info
- No info

Mseifra

- 51-75%
- No
- No info

Sahwa

- 51-75%
- No
- No info

Um Walad

- 51-75%
- No
- No info

% of pre-conflict population remaining

IDPs already living in village

IDPs arrived in last month

No information

NFIs

Karak
B No info
D No info
F No info

Um Walad
B 2150 SYP
D 35 SYP
F NA

Mseifra
B 2400 SYP
D 45 SYP
F NA

Sahwa
B 2500 SYP
D 35 SYP
F NA

Most common electricity source

Main network

Generator

No source available

No information

Fuel Prices

B Butane (cannister)

D Diesel (litre)

F Firewood (tonne)

NA: not available for purchase

Mseifra, Dar'a Governorate

November 2016

Health

Most common health problems

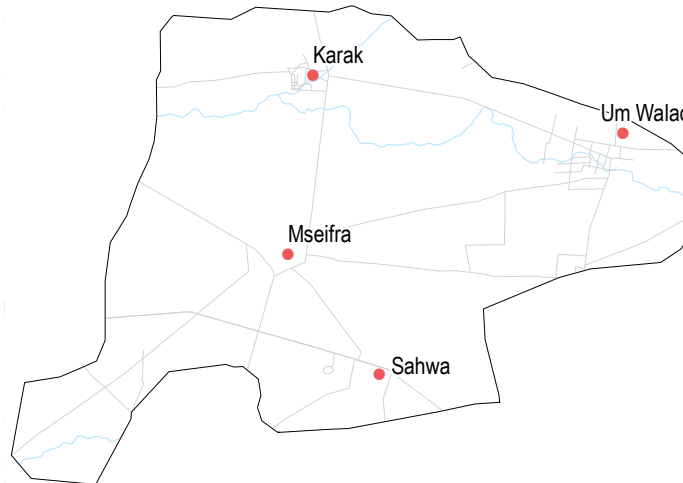
Sahwa
 Chronic disease with no access to medicine
 Acute respiratory infections
 Symptoms of psychological trauma

Um Walad
 Acute respiratory infections
 Fever
 Malnutrition

Karak
 No info

Mseifra
 Diarrhea
 Maternal health issues
 Malnutrition

• 4/4 communities assessed:
 Karak
 Mseifra
 Sahwa
 Um Walad



WASH

Most common water source

Status of source

- Water is safe to drink
- Water tastes/smells bad
- People sick after drinking
- No information

Change in available water since last month

- More water
- No change
- Less water
- No information

Most common method of garbage disposal

Karak
 No info

No info

Mseifra
 Closed well

Buried / burned

Sahwa
 Network

Left in street / public area

Um Walad
 Closed well

Buried / burned

Food Security

Karak

Bread: no info
 Rice: no info
 Lentils: no info
 Cooking oil: no info
 Sugar: no info

Mseifra

Bread: 100 SYP
 Rice: 700 SYP
 Lentils: 600 SYP
 Cooking oil: 500 SYP
 Sugar: 500 SYP

Sahwa

Bread: 35 SYP
 Rice: 750 SYP
 Lentils: 400 SYP
 Cooking oil: 500 SYP
 Sugar: 450 SYP

Um Walad

Bread: 55 SYP
 Rice: 600 SYP
 Lentils: 400 SYP
 Cooking oil: 600 SYP
 Sugar: 550 SYP

Main challenges to obtaining food

- No challenges
- Some foods unavailable
- Local production decreased
- Lack of access to market
- Some foods expensive
- Lack of resources to buy food available in markets
- Lack of access to fuel
- Cooking fuel not available
- No information

Bread public: 1 pack
 Rice, lentils, sugar: 1 kg
 Cooking oil: 1 litre

Education

Karak
 No info

Mseifra
 Most children accessed education

Sahwa
 Most children accessed education

Um Walad
 Most children accessed education

Status of primary schools in village

- Functioning
- Not functioning
- Not available
- No information
- Barriers to accessing education services

Shelter

Most common shelter

- Independent apartment or house
- Shared apartment or house
- Unfinished apartment or house
- Tent
- Private space not for shelter
- Cave/natural shelter
- Collective public space not for shelter

- No IDPs
- No information
- Min - Max: rent paid per room (where known)

Ajami

- NDP
- IDPs
- No info

Jlein

- NDP
- IDPs
- No info

Mzeireb

- NDP
- IDPs
- No info

Nahj

- NDP
- IDPs
- No info

• 9/9 communities assessed (5 communities are shown on the next factsheet):
 Ajami
 Jlein
 Mzeireb
 Nahj



Livelihoods

Most common strategies used to cope with lack of income / resources

Ajami
 Children sent to work/beg

Nahj
 Skipping meals
 Reducing meal size

Jlein
 No info

Mzeireb
 No info

Displacement

Ajami

- 76-100%
- No
- No info

Jlein

- 51-75%
- No info
- No info

Mzeireb

- 51-75%
- No info
- No info

Nahj

- 76-100%
- Yes
- Yes

- % of pre-conflict population remaining
- IDPs already living in village
- IDPs arrived in last month
- No information

NFIs

Ajami

- B** NA
- D** NA
- F** NA

Jlein

- B** No info
- D** No info
- F** No info

Mzeireb

- B** No info
- D** No info
- F** No info

Nahj

- B** NA
- D** NA
- F** NA

- Most common electricity source
- Main network
 - Generator
 - No source available
 - No information

- Fuel Prices
- B** Butane (cannister)
 - D** Diesel (litre)
 - F** Firewood (tonne)
- NA: not available for purchase

Health

Most common health problems

Mzeireb
 No info

Ajami
 Chronic disease with no access to medicine
 Pregnancy related diseases
 Maternal health issues

Nahj
 Chronic disease with no access to medicine
 Acute respiratory infections
 Severe diseases affecting those aged less than 5

Jlein
 No info

- 9/9 communities assessed (5 communities are shown on the next factsheet):
 Ajami
 Jlein
 Mzeireb
 Nahj

WASH

Most common water source

Status of source

- Water is safe to drink
- Water tastes/smells bad
- People sick after drinking
- No information

Change in available water since last month

- More water
- No change
- Less water
- No information

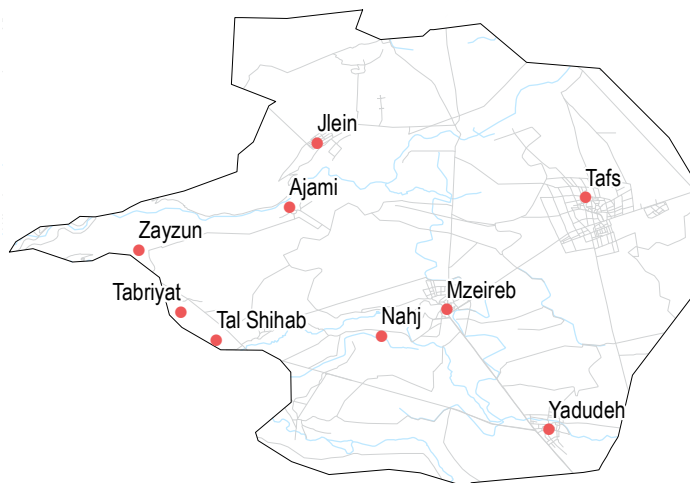
Most common method of garbage disposal

Ajami
 Open well
 Disposed at designated site

Jlein
 No info
 No info

Mzeireb
 No info
 No info

Nahj
 Network
 Disposed at designated site



Food Security

Ajami

Bread: no info
 Rice: no info
 Lentils: no info
 Cooking oil: no info
 Sugar: no info

Jlein

Bread: no info
 Rice: no info
 Lentils: no info
 Cooking oil: no info
 Sugar: no info

Mzeireb

Bread: no info
 Rice: no info
 Lentils: no info
 Cooking oil: no info
 Sugar: no info

Nahj

Bread: no info
 Rice: 1000 SYP
 Lentils: 210 SYP
 Cooking oil: 550 SYP
 Sugar: 600 SYP

Main challenges to obtaining food

- No challenges
- Some foods unavailable
- Local production decreased
- Lack of access to market
- Some foods expensive
- Lack of resources to buy food available in markets
- Lack of access to fuel
- Cooking fuel not available
- No information
- Bread public: 1 pack
- Rice, lentils, sugar: 1 kg
- Cooking oil: 1 litre

Education

Ajami

Most children accessed education

Jlein

No info

Mzeireb

No info

Nahj

Most children accessed education

Status of primary schools in village

- Functioning
- Not functioning
- Not available
- No information
- Barriers to accessing education services

Shelter

Most common shelter

- Independent apartment or house
- Shared apartment or house
- Unfinished apartment or house
- Tent
- Private space not for shelter
- Cave/natural shelter
- Collective public space not for shelter

- No IDPs
- No information

Min - Max: rent paid per room (where known)

Tabriyat

- NDP
- IDPs
- No info

Tafs

- NDP
- IDPs
- 2000 - 5000 SYP

Tal Shihab

- NDP
- IDPs
- 10000 - 20000 SYP

Yadudeh

- NDP
- IDPs
- 6000 - 10000 SYP

Zayzun

- NDP
- IDPs
- No info

Livelihoods

Most common strategies used to cope with lack of income / resources

- #### Tabriyat
- No info

- #### Yadudeh
- Borrowing from family/friends
 - Skipping meals
 - Reducing meal size

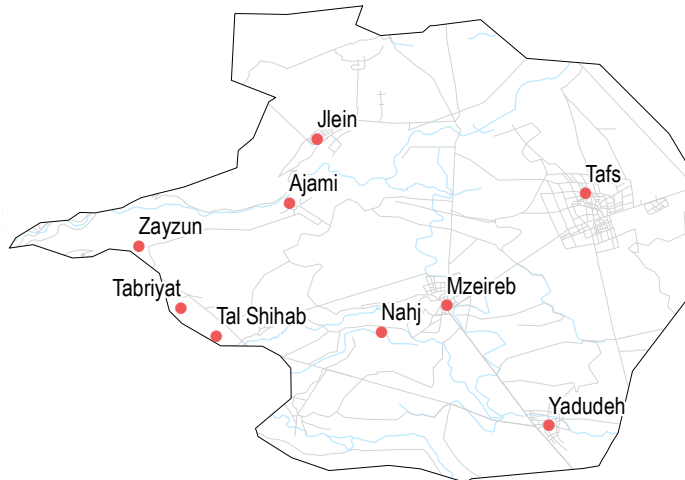
- #### Tafs
- Adults begging
 - Children sent to work/beg
 - High risk/illegal work

- #### Zayzun
- Borrowing from family/friends

- #### Tal Shihab
- Borrowing from family/friends
 - High risk/illegal work
 - Skipping meals

• 9/9 communities assessed (4 communities are shown on the previous factsheet):

- Tabriyat
- Tafs
- Tal Shihab
- Yadudeh
- Zayzun



Displacement

Tabriyat

- 76-100%
- No info
- No info

Tafs

- 51-75%
- Yes
- No

Tal Shihab

- 76-100%
- Yes
- Yes

Yadudeh

- 51-75%
- No
- No info

% of pre-conflict population remaining

IDPs already living in village

IDPs arrived in last month

No information

Zayzun

- 51-75%
- No
- No info

NFIs

Tabriyat

- No info
- B** No info
- D** No info
- F** No info

Tafs

- B** 5500 SYP
- D** 350 SYP
- F** NA

Tal Shihab

- B** 8000 SYP
- D** 220 SYP
- F** 60000 SYP

Yadudeh

- B** 3000 SYP
- D** 35 SYP
- F** NA

Zayzun

- B** NA
- D** NA
- F** NA

Most common electricity source

- Main network
- Generator
- No source available
- No information

Fuel Prices

- B** Butane (cannister)
- D** Diesel (litre)
- F** Firewood (tonne)

NA: not available for purchase

Health

Most common health problems

Tal Shihab
 Disabilities
 Chronic disease with no access to medicine
 Severe diseases affecting those aged less than 5

Yadudeh
 Diarrhea
 Chronic disease with no access to medicine
 Acute respiratory infections

Zayzun
 Chronic disease with no access to medicine
 Maternal health issues
 Acute respiratory infections

Tabriyat
 No info

Tafs
 Disabilities
 Diarrhea
 Chronic disease with no access to medicine

• 9/9 communities assessed (4 communities are shown on the previous factsheet):
 Tabriyat
 Tafs
 Tal Shihab
 Yadudeh
 Zayzun

Food Security

Zayzun
 Bread: 55 SYP
 Rice: no info
 Lentils: no info
 Cooking oil: no info
 Sugar: no info

Tabriyat
 Bread: no info
 Rice: no info
 Lentils: no info
 Cooking oil: no info
 Sugar: no info

Tafs
 Bread: 150 SYP
 Rice: 500 SYP
 Lentils: 600 SYP
 Cooking oil: 600 SYP
 Sugar: 350 SYP

Tal Shihab
 Bread: 150 SYP
 Rice: 600 SYP
 Lentils: 800 SYP
 Cooking oil: 900 SYP
 Sugar: 275 SYP

Yadudeh
 Bread: 55 SYP
 Rice: 500 SYP
 Lentils: 325 SYP
 Cooking oil: 650 SYP
 Sugar: 500 SYP

Main challenges to obtaining food

- No challenges
- Some foods unavailable
- Local production decreased
- Lack of access to market
- Some foods expensive
- Lack of resources to buy food available in markets
- Lack of access to fuel
- Cooking fuel not available
- No information

Bread public: 1 pack
 Rice, lentils, sugar: 1 kg
 Cooking oil: 1 litre

WASH

Most common water source
 Status of source
 Water is safe to drink
 Water tastes/smells bad
 People sick after drinking
 No information
 Change in available water since last month
 More water
 No change
 Less water
 No information
 Most common method of garbage disposal
 Public free collection

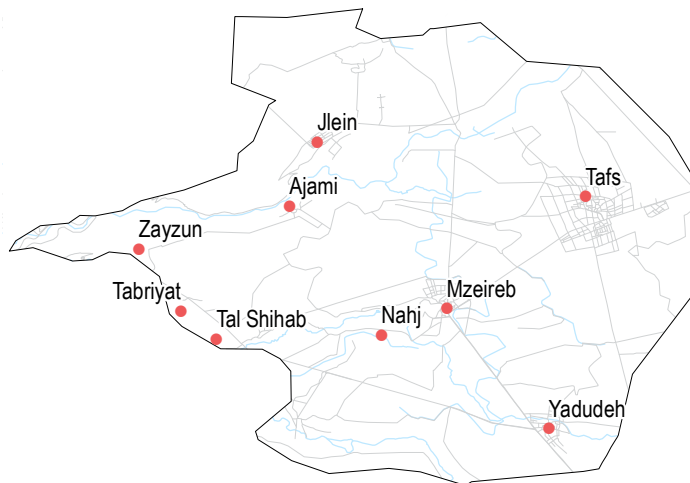
Tabriyat
 No info

Tafs
 Water trucking
 Buried / burned

Tal Shihab
 Water trucking
 Buried / burned

Yadudeh
 Network
 Public free collection

Zayzun
 Network
 Public free collection



Education

Tabriyat
 No info

Tafs
 Lack of teaching staff
 Lack of school supplies
 Services are not accessible

Tal Shihab
 Lack of school supplies
 Services are not accessible
 No spaces available

Yadudeh
 Most children accessed education

Status of primary schools in village

- Functioning
- Not functioning
- Not available
- No information
- Barriers to accessing education services

Zayzun
 Most children accessed education

Nawa, Dar'a Governorate

November 2016

Shelter

Most common shelter

- Independent apartment or house
- Shared apartment or house
- Unfinished apartment or house
- Tent
- Private space not for shelter
- Cave/natural shelter
- Collective public space not for shelter

- No IDPs
- No information

Min - Max: rent paid per room (where known)

Edwan

- NDP
- IDPs
- No info

Jabaliyeh

- NDP
- IDPs
- No info

Nasriyeh

- NDP
- IDPs
- No info

Nawa

- NDP
- IDPs
- No info

Sheikh Saed

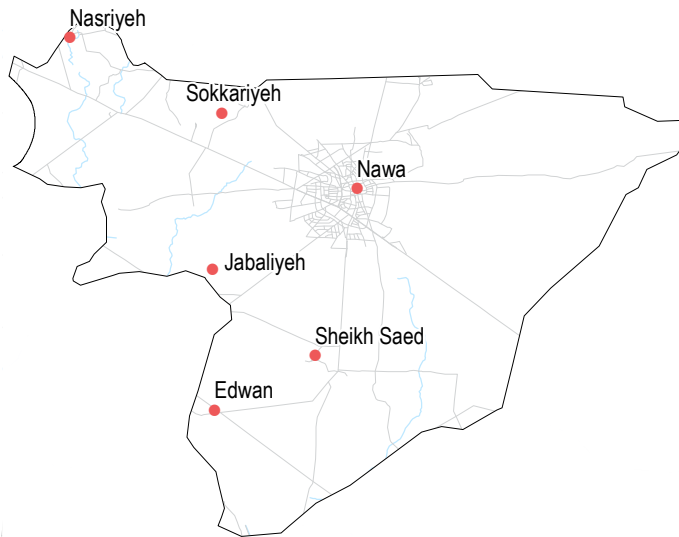
- NDP
- IDPs
- No info

Sokkariyeh

- NDP
- IDPs
- 10000 - 15000 SYP

• 6/6 communities assessed:

- Edwan
- Jabaliyeh
- Nasriyeh
- Nawa
- Sheikh Saed
- Sokkariyeh



Livelihoods

Most common strategies used to cope with lack of income / resources

Edwan
Borrowing from family/friends

Nawa
Skipping meals
Reducing meal size

Jabaliyeh
Borrowing from family/friends

Sheikh Saed
Reducing meal size

Nasriyeh
Adults begging
Children sent to work/beg
Looking for food in garbage

Sokkariyeh
Taking loans/buying on credit
Skipping meals
Reducing meal size

Displacement

Edwan

- 76-100%
- No
- No info

Jabaliyeh

- 51-75%
- No
- No info

Nasriyeh

- 76-100%
- No
- No info

Nawa

- 51-75%
- No
- No info

% of pre-conflict population remaining

IDPs already living in village

IDPs arrived in last month

No information

Sheikh Saed

- 51-75%
- No
- No info

Sokkariyeh

- 76-100%
- No
- No info

NFIs

Edwan

- B** 2500 SYP
- D** 40 SYP
- F** NA

Jabaliyeh

- B** 2650 SYP
- D** NA
- F** NA

Nasriyeh

- B** NA
- D** NA
- F** NA

Nawa

- B** 2500 SYP
- D** 45 SYP
- F** NA

Sheikh Saed

- B** 7500 SYP
- D** NA
- F** NA

Sokkariyeh

- B** 2300 SYP
- D** 40 SYP
- F** NA

Most common electricity source

Main network

Generator

No source available

No information

Fuel Prices

B Butane (cannister)

D Diesel (litre)

F Firewood (tonne)

NA: not available for purchase

Nawa, Dar'a Governorate

November 2016

Health

Most common health problems

Nasriyeh

Disabilities
Malnutrition
Symptoms of psychological trauma

Nawa

Diarrhea
Pregnancy related diseases

Sokkariyeh

Diarrhea
Chronic disease with no access to medicine
Severe diseases affecting those aged less than 5

Edwan

Chronic disease with no access to medicine
Severe diseases affecting those aged less than 5

Jabaliyeh

Disabilities
Chronic disease with no access to medicine
Severe diseases affecting those aged less than 5

Sheikh Saed

No info

• 6/6 communities assessed:

- Edwan
- Jabaliyeh
- Nasriyeh
- Nawa
- Sheikh Saed
- Sokkariyeh

Food Security

Sheikh Saed

Bread: 175 SYP
Rice: 300 SYP
Lentils: 150 SYP
Cooking oil: 500 SYP
Sugar: 300 SYP

Edwan

Bread: 75 SYP
Rice: 600 SYP
Lentils: 425 SYP
Cooking oil: 800 SYP
Sugar: 500 SYP

Nasriyeh

Bread: no info
Rice: no info
Lentils: no info
Cooking oil: no info
Sugar: no info

Sokkariyeh

Bread: 150 SYP
Rice: 300 SYP
Lentils: 500 SYP
Cooking oil: 900 SYP
Sugar: 450 SYP

Jabaliyeh

Bread: 65 SYP
Rice: 700 SYP
Lentils: 300 SYP
Cooking oil: 300 SYP
Sugar: 600 SYP

Nawa

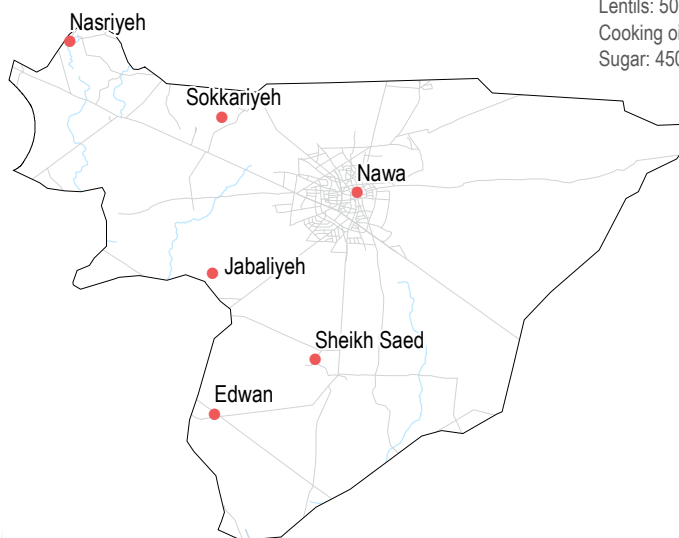
Bread: 75 SYP
Rice: 700 SYP
Lentils: 300 SYP
Cooking oil: 700 SYP
Sugar: 550 SYP

Main challenges to obtaining food

- No challenges
- Some foods unavailable
- Local production decreased
- Lack of access to market
- Some foods expensive
- Lack of resources to buy food available in markets
- Lack of access to fuel
- Cooking fuel not available

No information

Bread public: 1 pack
Rice, lentils, sugar: 1 kg
Cooking oil: 1 litre



WASH

Most common water source

Status of source

- Water is safe to drink
- Water tastes/smells bad
- People sick after drinking
- No information

Change in available water since last month

- More water
- No change
- Less water
- No information

Most common method of garbage disposal

Edwan

Network
 Public free collection

Jabaliyeh

Network
 Public free collection

Nasriyeh

Water trucking
 Left in street / public area

Nawa

Network
 Public free collection

Sokkariyeh

Network
 Private paid collection

Sheikh Saed

Water trucking
 Buried / burned

Education

Edwan

Most children accessed education

Jabaliyeh

Most children accessed education

Nasriyeh

Lack of teaching staff
Lack of school supplies
Services are not accessible

Nawa

Most children accessed education

Status of primary schools in village

- Functioning
- Not functioning
- Not available
- No information

Barriers to accessing education services

Sheikh Saed

Most children accessed education

Sokkariyeh

Most children accessed education

Shelter

Most common shelter

- Independent apartment or house
- Shared apartment or house
- Unfinished apartment or house
- Tent
- Private space not for shelter
- Cave/natural shelter
- Collective public space not for shelter

- No IDPs
- No information

Min - Max: rent paid per room (where known)

Faqie

- NDP
- IDPs
- No info

Qarfa

- NDP
- IDPs
- No info

• 2/6 communities assessed:

- Faqie
- Qarfa

Displacement

Faqie

- 26-50%
- No
- No info

Qarfa

- 51-75%
- No
- No info

% of pre-conflict population remaining

IDPs already living in village

IDPs arrived in last month

No information

Livelihoods

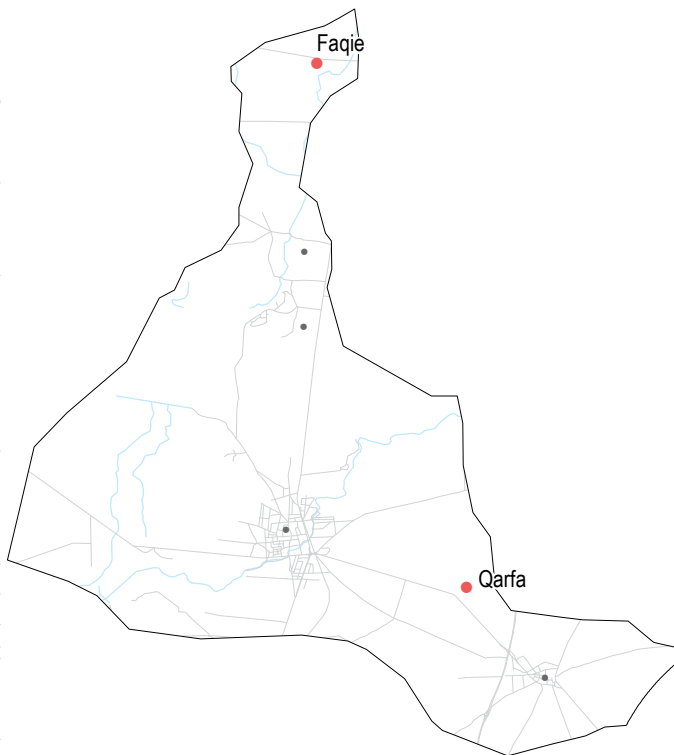
Most common strategies used to cope with lack of income / resources

Faqie

Borrowing from family/friends

Qarfa

Borrowing from family/friends
 Reducing meal size



NFIs

Faqie

- NA
- B** NA
- D** NA
- F** 30000 SYP

Qarfa

- NA
- B** 2100 SYP
- D** NA
- F** NA

Most common electricity source

- Main network
- Generator
- No source available
- No information

Fuel Prices

- B** Butane (cannister)
- D** Diesel (litre)
- F** Firewood (tonne)

NA: not available for purchase

Health

Most common health problems

Faqie



Chronic disease with no access to medicine

Acute respiratory infections

Symptoms of psychological trauma

Qarfa



Diarrhea

Chronic disease with no access to medicine

Fever

WASH

Most common water source

Status of source

Water is safe to drink

Water tastes/smells bad

People sick after drinking

No information

Change in available water since last month

More water

No change

Less water

No information

Most common method of garbage disposal

Faqie

Closed well

Public free collection

Qarfa

Closed well

Public free collection

• 2/6 communities assessed:

Faqie

Qarfa



Food Security

Faqie



Bread: 65 SYP

Rice: 550 SYP

Lentils: 450 SYP

Cooking oil: 375 SYP

Sugar: 420 SYP

Qarfa



Bread: 75 SYP

Rice: 550 SYP

Lentils: 350 SYP

Cooking oil: 550 SYP

Sugar: 450 SYP

Main challenges to obtaining food

No challenges

Some foods unavailable

Local production decreased

Lack of access to market

Some foods expensive

Lack of resources to buy food available in markets

Lack of access to fuel

Cooking fuel not available

No information

Bread public: 1 pack

Rice, lentils, sugar: 1 kg

Cooking oil: 1 litre

Education

Faqie



Most children accessed education

Qarfa



Most children accessed education

Status of primary schools in village

Functioning

Not functioning

Not available

No information

Barriers to accessing education services

Tassil, Dar'a Governorate

November 2016

Shelter

Most common shelter

- Independent apartment or house
- Shared apartment or house
- Unfinished apartment or house
- Tent
- Private space not for shelter
- Cave/natural shelter
- Collective public space not for shelter

- No IDPs
- No information

Min - Max: rent paid per room (where known)

Bekar

- NDP
- IDPs
- No info

Eastern Bekar

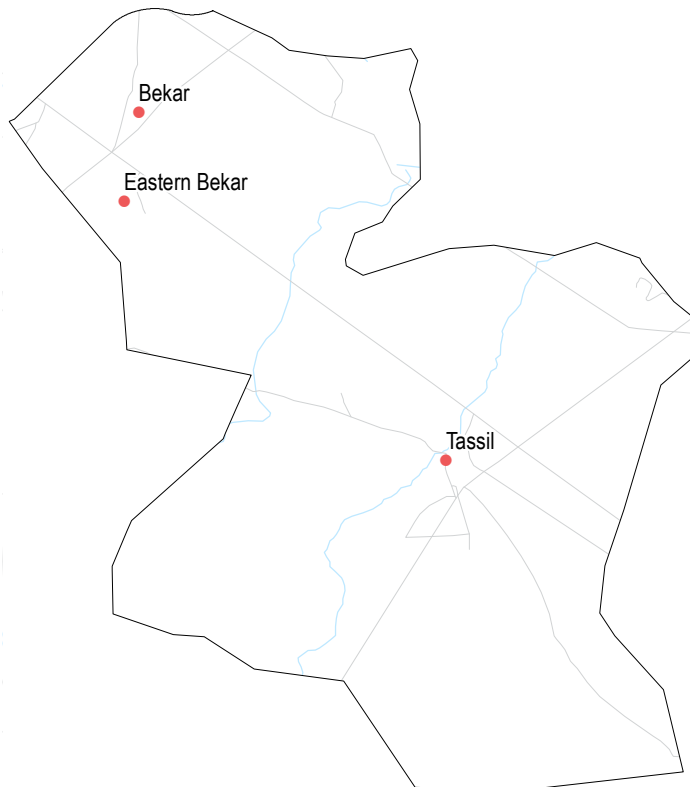
- NDP
- IDPs
- 25000 - 30000 SYP

Tassil

- NDP
- IDPs
- No info

• 3/3 communities assessed:

- Bekar
- Eastern Bekar
- Tassil



Livelihoods

Most common strategies used to cope with lack of income / resources

Bekar

Borrowing from family/friends

Eastern Bekar

Reducing meal size

Tassil

Borrowing from family/friends

Displacement

Bekar

- 76-100%
- No
- No info

Eastern Bekar

- 76-100%
- Yes
- Yes

Tassil

- 76-100%
- No
- No info

% of pre-conflict population remaining

IDPs already living in village

IDPs arrived in last month

No information

NFIs

Bekar

- B** 2200 SYP
- D** 35 SYP
- F** NA

Eastern Bekar

- B** 2600 SYP
- D** 200 SYP
- F** 100000 SYP

Tassil

- B** 2300 SYP
- D** 40 SYP
- F** NA

Most common electricity source

Main network

Generator

No source available

No information

Fuel Prices

B Butane (cannister)

D Diesel (litre)

F Firewood (tonne)

NA: not available for purchase

Tassil, Dar'a Governorate

Health

Most common health problems

Tassil

Chronic disease with no access to medicine
 Maternal health issues
 Symptoms of psychological trauma

Bekar

Chronic disease with no access to medicine
 Severe diseases affecting those aged less than 5

Eastern Bekar

No info

• 3/3 communities assessed:

- Bekar
- Eastern Bekar
- Tassil

Food Security

Bekar

Bread: 75 SYP
 Rice: 450 SYP
 Lentils: 350 SYP
 Cooking oil: 450 SYP
 Sugar: 525 SYP

Tassil

Bread: 100 SYP
 Rice: 735 SYP
 Lentils: 550 SYP
 Cooking oil: 650 SYP
 Sugar: 575 SYP

Eastern Bekar

Bread: 50 SYP
 Rice: 500 SYP
 Lentils: 400 SYP
 Cooking oil: 700 SYP
 Sugar: 400 SYP

Main challenges to obtaining food

- No challenges
- Some foods unavailable
- Local production decreased
- Lack of access to market
- Some foods expensive
- Lack of resources to buy food available in markets
- Lack of access to fuel
- Cooking fuel not available
- No information

Bread public: 1 pack
 Rice, lentils, sugar: 1 kg
 Cooking oil: 1 litre

WASH

Most common water source

Status of source

- Water is safe to drink
- Water tastes/smells bad
- People sick after drinking
- No information

Change in available water since last month

- More water
- No change
- Less water
- No information

Most common method of garbage disposal

Bekar

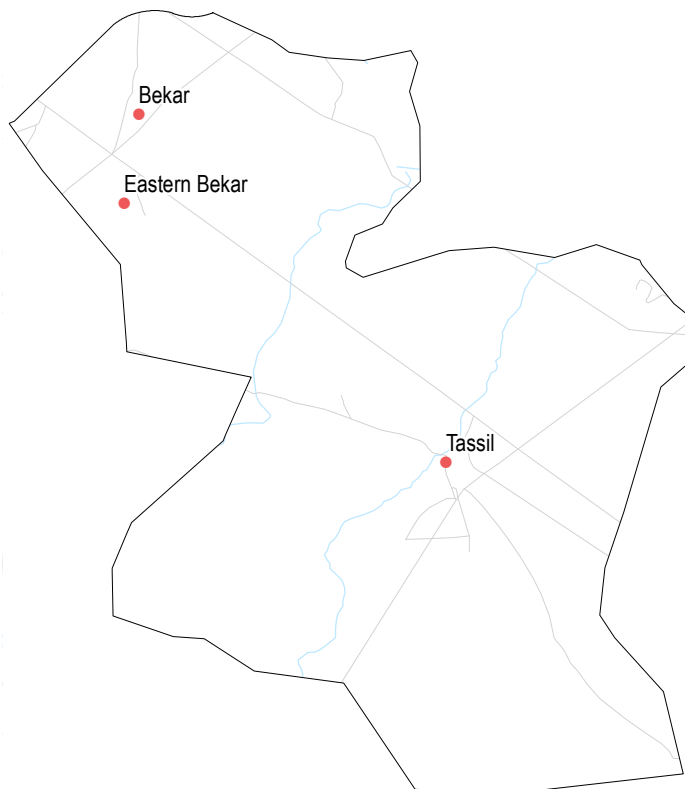
Network
 Private paid collection

Eastern Bekar

Network
 Disposed at designated site

Tassil

Network
 Public free collection



Education

Bekar

Most children accessed education

Eastern Bekar

Most children accessed education

Tassil

Most children accessed education

Status of primary schools in village

- Functioning
- Not functioning
- Not available
- No information
- Barriers to accessing education services