

# Rapid Response Mechanism : Central African Republic

Annual factsheet

01 January - 31 December 2016

**RRM RCA**  
Mécanisme Réponse Rapide

**unicef**



The Rapid Response Mechanism (RRM) is a tool to monitor humanitarian action, conduct multisector assessments and intervene in NFI and WASH when there is no capacity on site. The RRM is made possible through the generous support of the CERF, Denmark, European Commission's Humanitarian Aid and Civil Protection Department (ECHO), Global Thematic, CHF, IFRC, OFDA, Japan, Portugal, SDC et SIDA. Il RRM products are available on the [Humanitarian Response Portal](#).

*The Rapid Response Mechanism (RRM) program in CAR, managed by UNICEF and its partners, aims at providing emergency assistance to vulnerable population affected by shocks, in coordination with Cluster partners and others actors on the ground.*

*The RRM aims to respond to the urgent needs of people affected by a humanitarian shock related to an armed conflict, a natural disaster or an epidemic.*

## Three RRM pillars are:



Ensure humanitarian watch through rapid sectoral and multi-sectoral assessments, in areas of displacement and return, as well as their dissemination at coordination and humanitarian community levels.

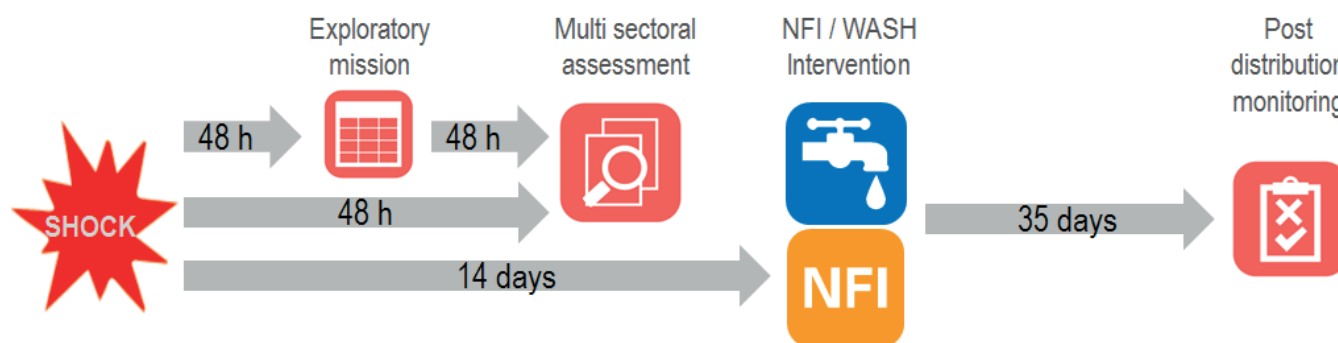


Contribute to the improvement of the capacity of the affected population to carry out essential daily activities for their survival and dignity.



Ensuring access to drinking water and a healthy environment for vulnerable populations affected by shocks through water emergency, hygiene and sanitation.

## RRM methodology:



## The RRM intervenes to support:

- Populations displaced or accessible since less than 3 months.
- Host families living in areas assisted by RRM program, which face a significantly increased degree of vulnerability.
- People returned or accessible since less than 3 months.
- Spontaneous returnees accessible since less than 3 months.
- People affected by an epidemic.
- Particularly vulnerable groups, especially those individuals who never moved because of their vulnerability.
- People affected by medium and large scale natural disasters.

NB. NFI: Non Food Items - WASH: Water Sanitation and Hygiene

\* The term 'Returnees' refers to people who have come back to their pre-crisis location following a period of internal displacement. The term 'repatriated' refers to former refugees who have returned from neighbouring countries.

# Rapid Response Mechanism : Central African Republic

Annual factsheet

01 January - 31 December 2016

**RRM RCA**  
Mécanisme Réponse Rapide

**unicef**

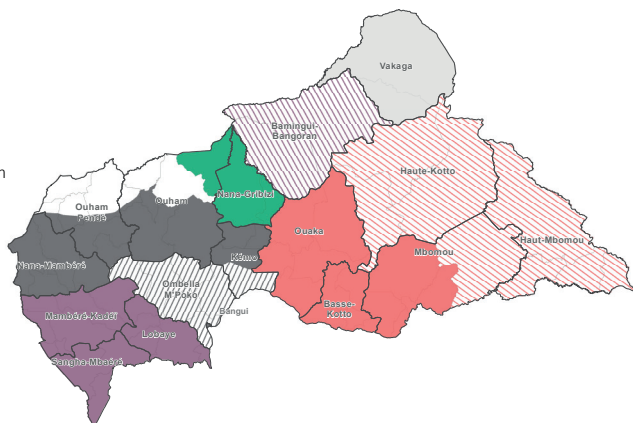


## RRM coverage areas by partner

As reported below, the vast majority of alerts are from areas bordering Cameroon, Chad and along the conflict line crossing Nana Gribizi, Kemo and Ouaka.

**RRM partners**  
January-December 2016

- ACF
- ACF-humanitarian watch
- ACTED
- ACTED humanitarian watch
- PU-AMI
- PU-AMI humanitarian watch
- SI
- SI humanitarian watch



In 2016, the RRM had 4 operational partners covering most of the prefectures, excepting Vakaga and a large part of Haute Kotto.

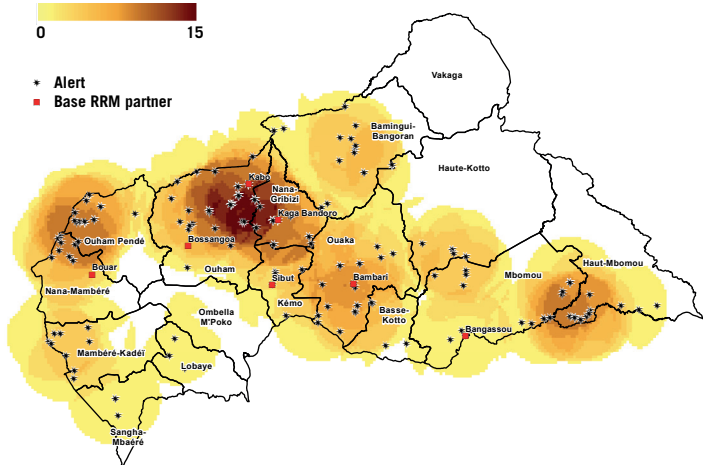
The prefectures of Ombella Mpoko, Bamingui-Bangoran, Haute-Mbomou and the "zone of Bria" have been put under humanitarian watch, due to a lack of funding. This geographical cover enabled the setting up of an early warning system, which has received or sent more than 170 alerts related to humanitarian shocks.

## Alerts received or sent by the RRM in 2016

January - December 2016: 178

**Alerts density:**  
0 15

\* Alert  
■ Base RRM partner

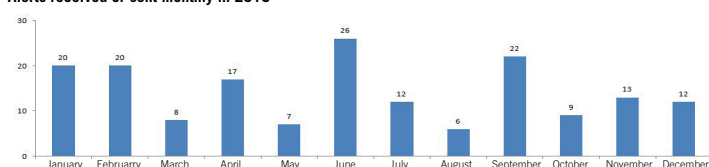


**Total number of alerts per prefecture:**

- No alert
- 1 - 10
- 11 - 20
- 21 - 37



**Alerts received or sent monthly in 2016**



## Overview of RRM activities in 2016

Total reached in 2016: 215

Exploratory missions (MEX)

76

Multi-sectoral assessments (MSA)

74

NFI Distributions

37

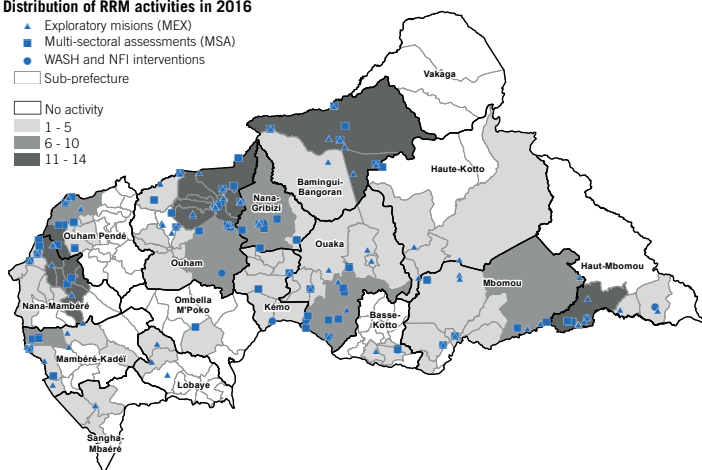
WASH Interventions

28

**Distribution of RRM activities in 2016**

- ▲ Exploratory missions (MEX)
- Multi-sectoral assessments (MSA)
- WASH and NFI interventions
- Sub-prefecture

- No activity
- 1 - 5
- 6 - 10
- 11 - 14



# Rapid Response Mechanism : Central African Republic

Annual factsheet

01 January - 31 December 2016

**RRM RCA**  
Mécanisme Réponse Rapide

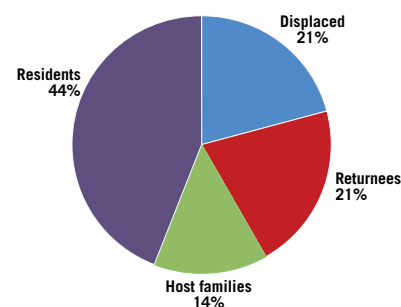
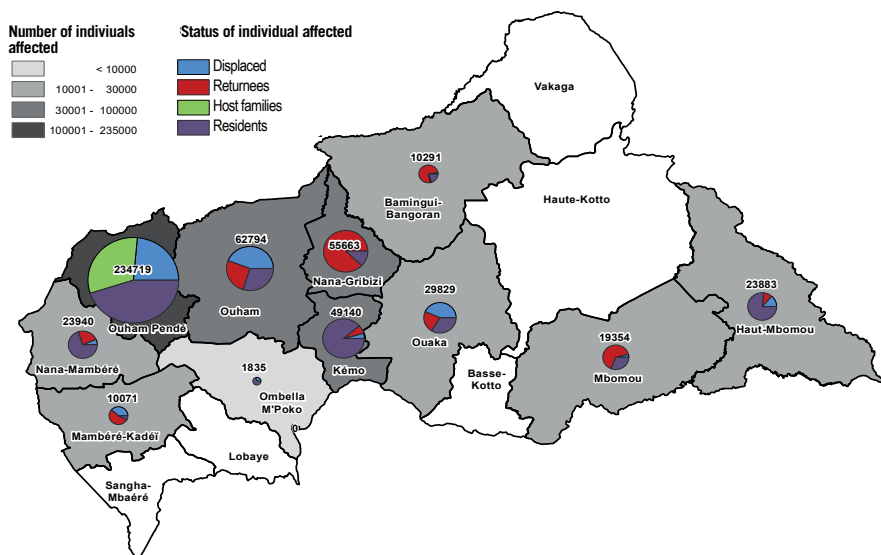
**unicef**



## Individuals affected by shocks and beneficiaries reached in 2016

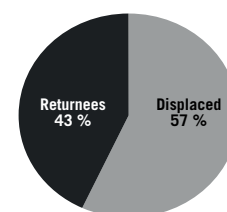
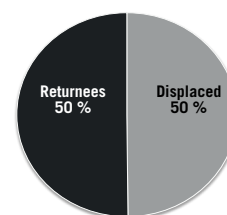
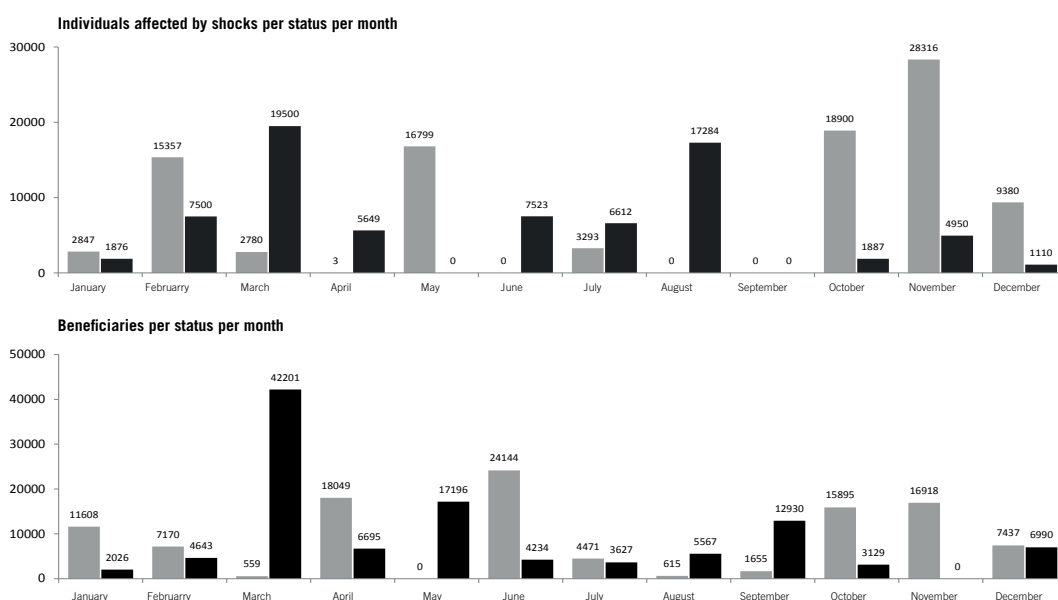
Number of individuals affected by shocks by status

% total of individuals affected by shocks by status



During the NFI assistance, the vulnerable people from the host community were systematically targeted along with displaced people and returnees, which explains the significant proportion of RRM beneficiaries as part of the host community. However, the low percentage of assisted host families shows that most of the beneficiaries lived in their own shelters. The RRM intervened also in areas without humanitarian actors neither infrastructures or community based services.

## Trend of population movement per month and status of areas covered by the RRM



Major returns were observed during the first trimester of 2016 due to the optimism raised by the presidential and legislative elections of the previous year. By contrast, the trend has reversed during the second semester as the proportion of displaced beneficiaries increased because of the renewed outbreak of armed conflict. Prefectures most affected by displacement were Basse-Kotto, Ouaka, Ouham Pende, Nana Gribizi and Mbomou

\*\* The term 'residents' refers to individuals that have not been displaced as the result of a humanitarian-related event and are not hosting anyone in their home.

\* The term 'host family' refers to families who are hosting displaced, returnee or refugee persons in their home.

3

For more information, please contact:  
RRM Coordinator, Maurice Vanfroy: [mvanfroy@unicef.org](mailto:mvanfroy@unicef.org)  
RRM Specialist, Eric Mpolesha: [empolesha@unicef.org](mailto:empolesha@unicef.org)



**REACH** Informing more effective humanitarian action

# Rapid Response Mechanism : Central African Republic

Annual factsheet

01 January - 31 December 2016

**RRM RCA**  
Mécanisme Réponse Rapide

**unicef**



## Multi-sectoral assessment results for 2016

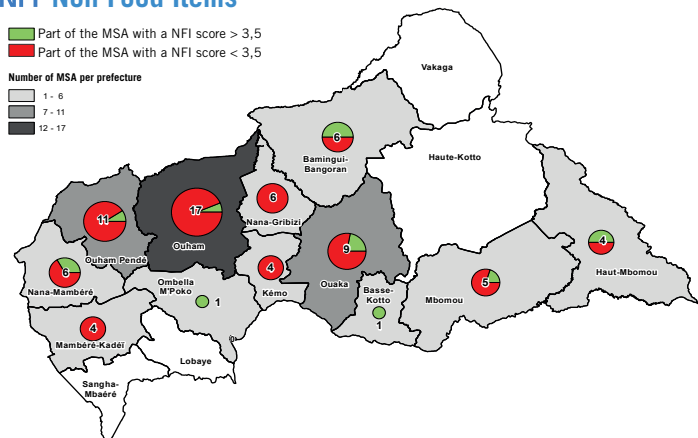
During the course of 2015, the RRM conducted baseline MSAs in areas where no humanitarian shocks were reported; the purpose of this exercise was to review the alert score levels. The results of these baseline MSAs were positive as the vulnerability scores were below the alert level. However, MSAs that were undertaken following a humanitarian shock and in areas with no partners present showed high scores in the different sectors. Therefore, scores have not been changed. During 2016 RRM worked with different clusters on improving the MSA tool.

NB. The alert scores, which are the values from which an intervention would take place, were defined with the different Clusters

### NFI Non Food Items

Part of the MSA with a NFI score > 3,5  
Part of the MSA with a NFI score < 3,5

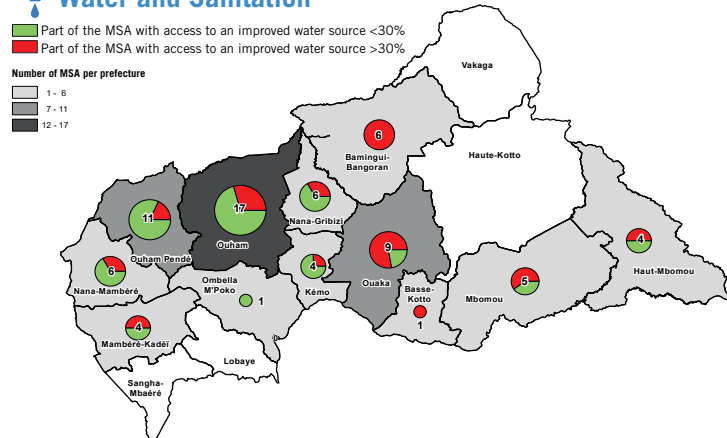
Number of MSA per prefecture  
1 - 6  
7 - 11  
12 - 17



### Water and Sanitation

Part of the MSA with access to an improved water source <30%  
Part of the MSA with access to an improved water source >30%

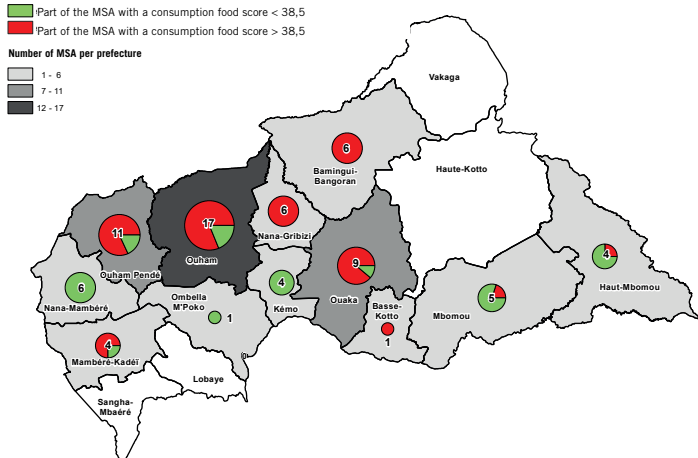
Number of MSA per prefecture  
1 - 6  
7 - 11  
12 - 17



### Food security

Part of the MSA with a consumption food score < 38,5  
Part of the MSA with a consumption food score > 38,5

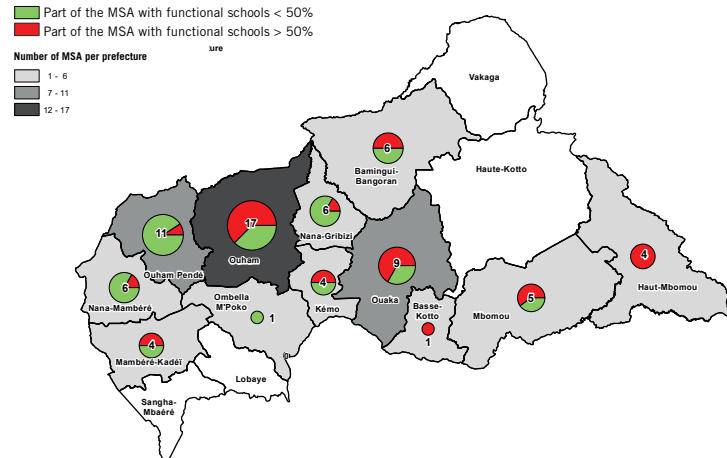
Number of MSA per prefecture  
1 - 6  
7 - 11  
12 - 17



### Education

Part of the MSA with functional schools < 50%  
Part of the MSA with functional schools > 50%

Number of MSA per prefecture  
1 - 6  
7 - 11  
12 - 17



### Recommended interventions

NFI & Shelters*	88 %	
NFI & Shelter Intervention realized by RRM**	57 %	
Water, hygiene and sanitation	91 %	
WASH interventions realized by RRM	42 %	
Health and nutrition	69 %	
Protection	68 %	
Food security	81 %	
Education	74 %	
Logistics	9 %	

### MSA results:

30 % of households lived in a shelter below standard \*\*\*

21 % of MSA reported more than 45% of diarrhea among children under 5 years

90 % of households do not have access to hygienic latrine

30% of MSA reported that less than 10% of households had an improved drinking water source

### Activités mises en place par le RRM:

28 569 NFI kits distributed  
56 improved water sources  
17 water management committees revitalized

148 hygiene promotion sessions  
92 emergency latrines installed

\*% of MSA recommending an intervention for the sector concerned. \*\*% of interventions conducted by the RRM on the number of MSA recommending an intervention for the sector concerned. \*\*\*3.5m2/person

# Rapid Response Mechanism : Central African Republic

Annual factsheet

01 January - 31 December 2016

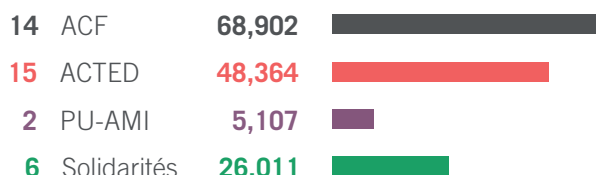


## Beneficiaries reached during interventions in 2016

The RRM reached 148,384 personnes through NFI distributions and 70,818 through WASH interventions. The level of each RRM partner's intervention was determined based on the context.

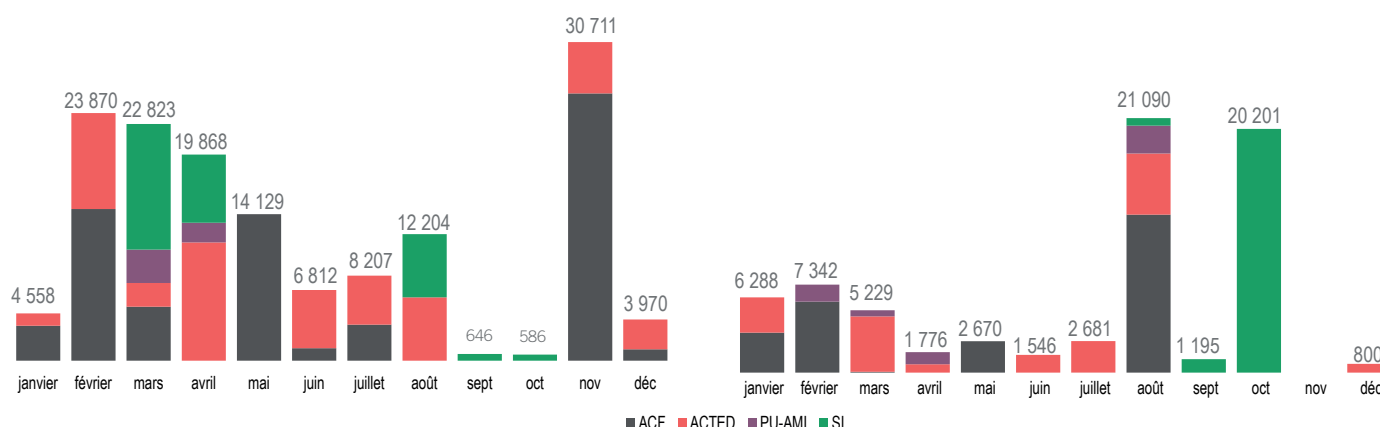
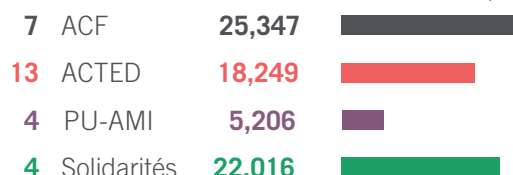
### Number of beneficiaries reached by NFI

Total interventions: 37 Total beneficiaries: 148,384



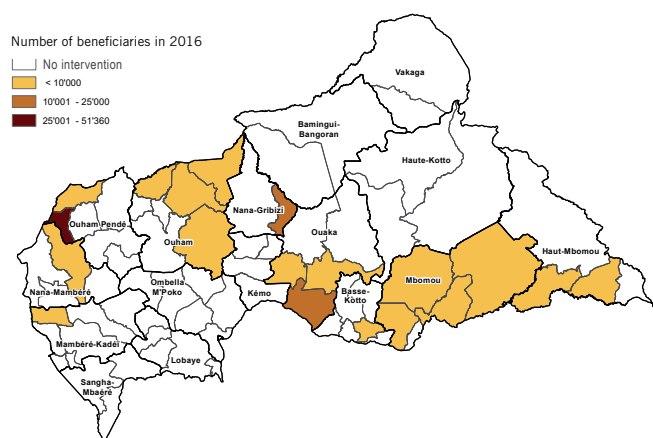
### Number of beneficiaries reached by WASH

Total interventions: 28 Total beneficiaries: 70,818

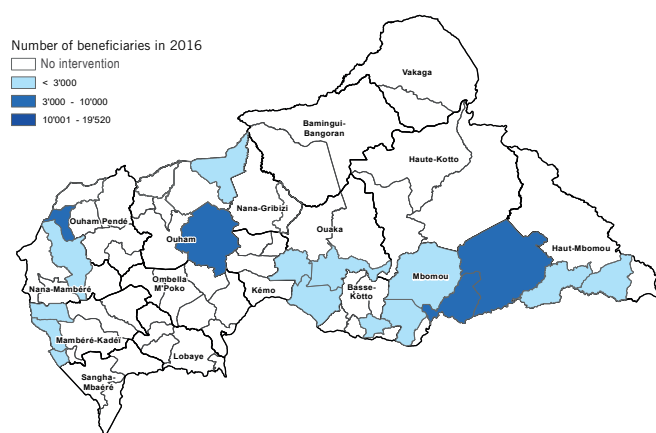


The number of beneficiaries has been higher than expected in the prefectures of Ouaka and Mbomou. The volume reached by NFI distributions in September and October was really low due to a difficult secure access. While the RRM planned NFI fairs for 2016, this was not made possible mainly for two reasons: lack of local markets in the areas of RRM intervention and security constraints.

### Beneficiaries reached by NFI by sub-prefecture



### Beneficiaries reached by WASH by sub-prefecture



In order to respect the humanitarian principle of "do no harm", but also in view of the vulnerability due to the presence of new people in a household (host families), in specific circumstances partners distributed NFIs to host communities.

WASH activities consisted mainly of borehole rehabilitations, improved water sources and hygiene awareness campaigns.



# Rapid Response Mechanism : Central African Republic

Annual factsheet

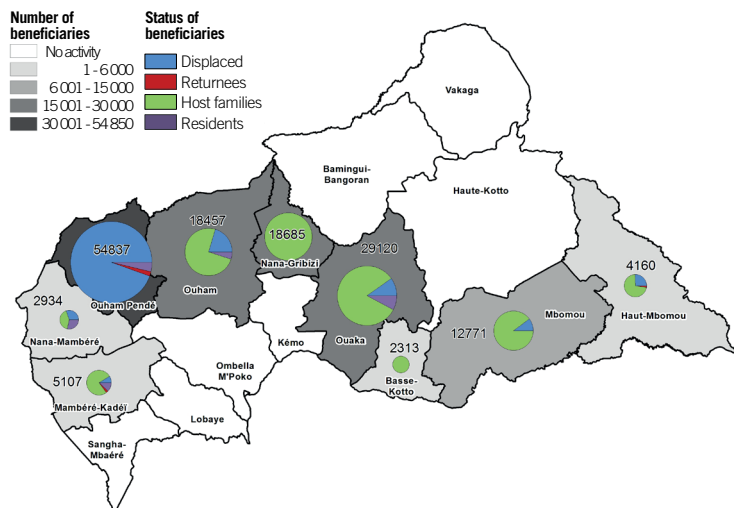
01 January - 31 December 2016



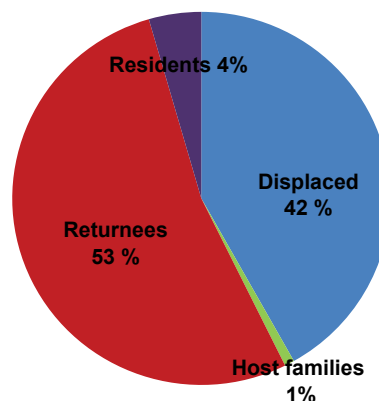
## Beneficiaries reached during interventions in 2016

Intervention areas mostly corresponded to areas of alerts and MSA, with significant caseload in the prefectures of Mambéré-Kadéï, Ouham Pende, Ouham, Nana-Grébizi, Ouaka and Mbomou.

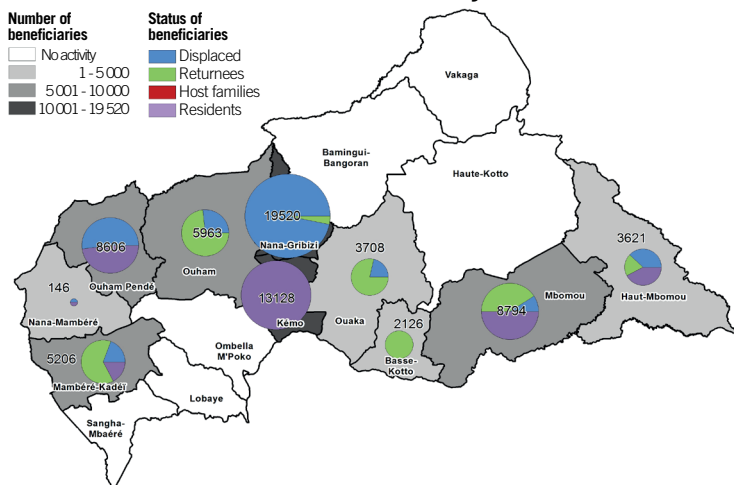
### Number of NFI beneficiaries reached by status



### Number of NFI beneficiaries reached by status



### Number of WASH beneficiaries reached by status



### % total of WASH beneficiaries reached by status

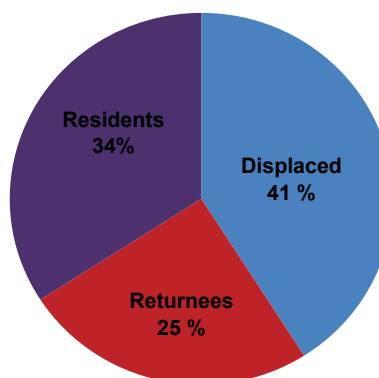


Photo credit: ACTED / RRM



Photo credit: SI / RRM

# Rapid Response Mechanism : Central African Republic

Annual factsheet

01 January - 31 December 2016



## Post-distribution monitoring

During the RRM strategic workshop (June) and strategic committees (April and October), recommendations were formulated to improve response times, and undertake more Post Monitoring missions in order to analyse the quality of the response. 29 PDM exercises showed that overall the situation was deemed satisfactory.

### Overall satisfaction level with 2016 interventions

The 29 PDMs conducted between January and December 2016 showed the following satisfaction levels:

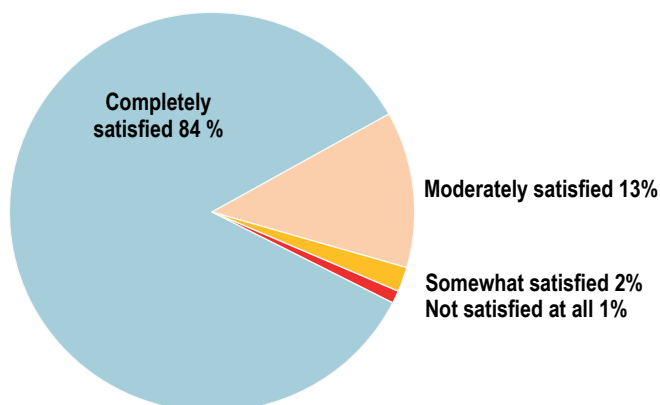
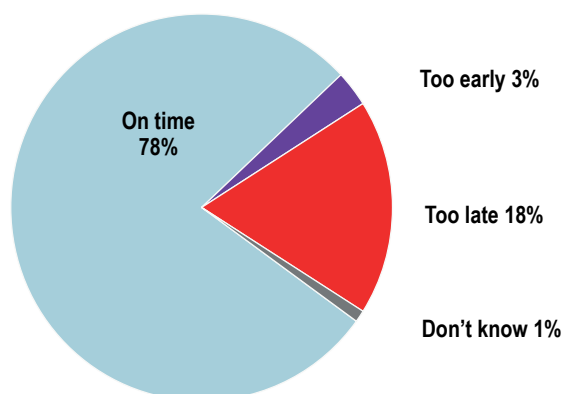
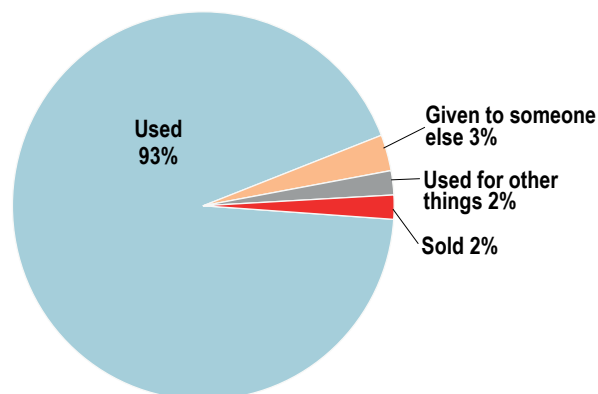


Photo credit: PU AMI / RRM

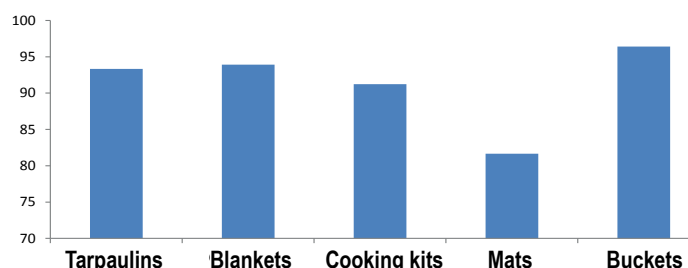
### Average distribution delay



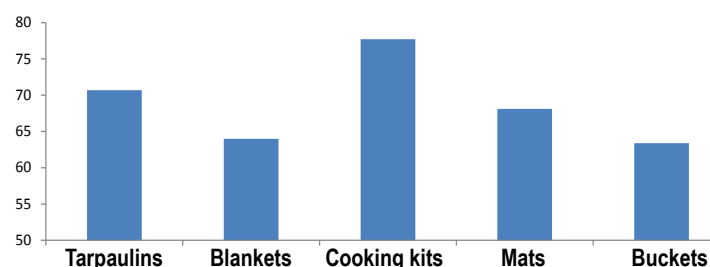
### Average use of Non Food Items



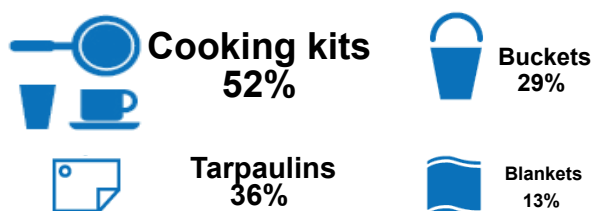
### % of satisfaction with the QUALITY of:



### % of satisfaction with the QUANTITY of:



### % of positive perception of the USEFULNESS of an item:



NB. PDM: Post Distribution Monitoring

NB: These percentages are calculated on the total of the population surveyed in the 29 PDM conducted in 2016.

# Rapid Response Mechanism : Central African Republic

Annual factsheet

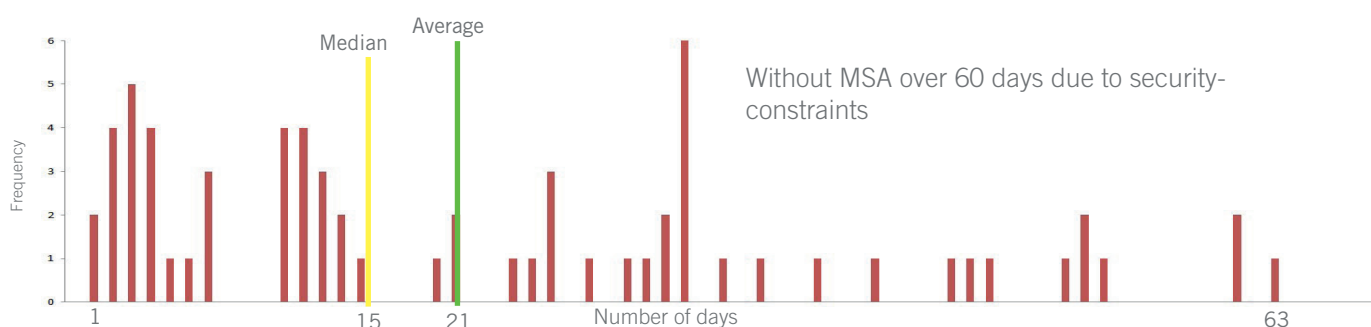
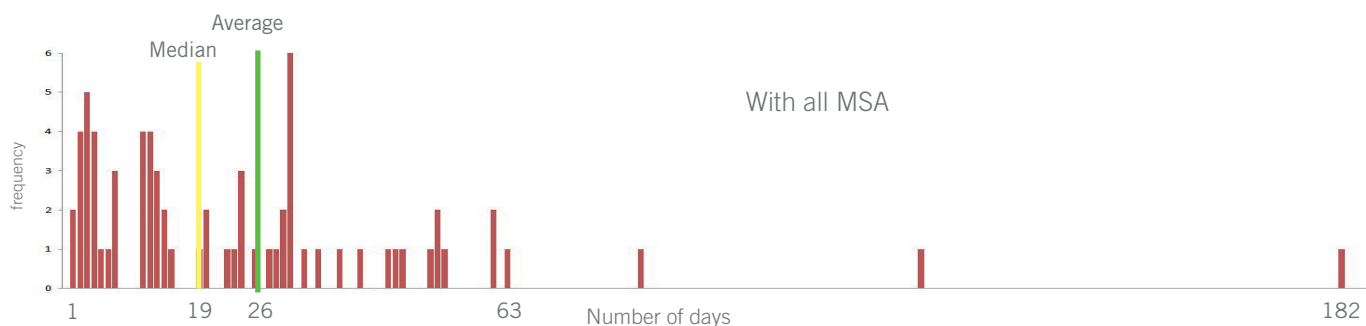
01 January - 31 December 2016



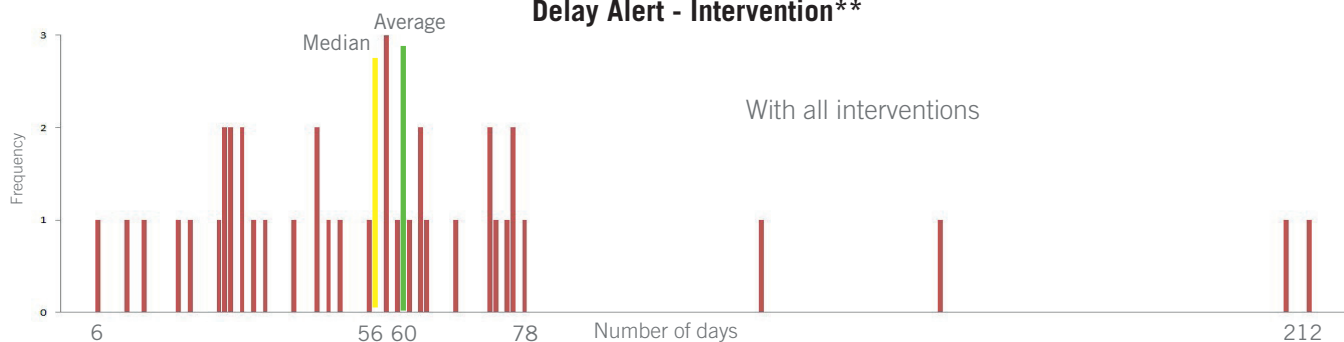
## Delay

Major security issues related to the presence of armed groups delayed the RRM response. Despite improvements in the humanitarian access, the situation in several roads remained unstable, which caused longer delays of intervention than expected by the RRM coordination.

### Delay alert - MSA\*



### Delay Alert - Intervention\*\*



\* Number of days between the validation of the intervention par the RRM committee and the start date of a MSA

\*\* Number of days between the validation of the intervention par the RRM committee and the start date of an intervention realized by the RRM