



# Nyal Port Monitoring

Panyijiar County, Unity State, South Sudan

## CONTEXT AND METHODOLOGY

Nyal Town is located in Northern Panyijiar County, Unity State, along the banks of the Sudd, the third largest swamp in the world. Since the beginning of the crisis, Nyal has become a major destination for IDPs fleeing conflict in Unity and Jonglei States.

This factsheet provides results from the REACH port monitoring exercise in Nyal Town, Panyijiar County. Since 1 November 2016, REACH has monitored three ports in Nyal - Gap Port, Nyal Port and Ketieth Port - to record the arrivals and departures of South Sudanese IDPs on a daily basis. Daily data is synthesized into a monthly factsheet which provides evidence for more effective humanitarian planning.

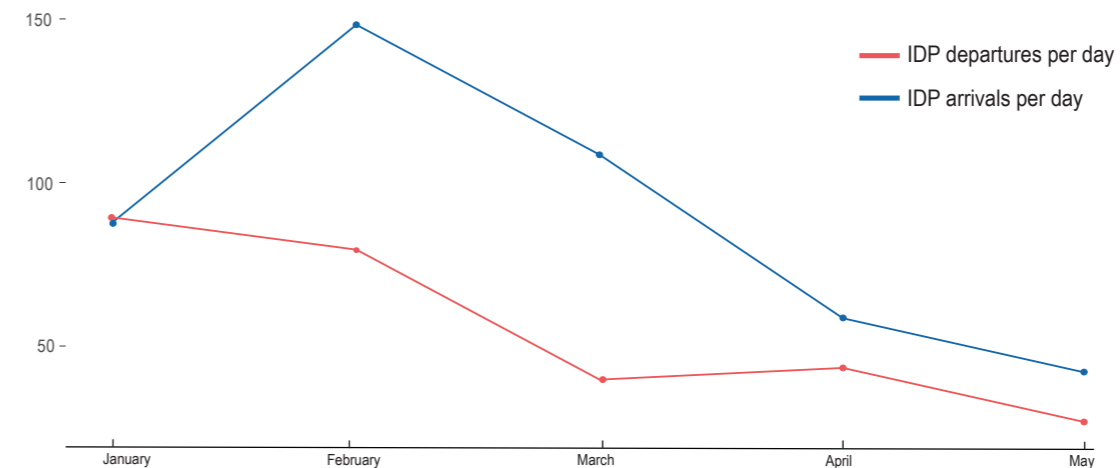
Throughout the month of May, port monitors collected information from 7:30am - 6:30pm Monday through Saturday to ensure complete coverage of Nyal's three ports. Please note that the data presented here is not representative, rather indicative of movement trends for the assessed population. Unless specified, the following findings are based on primary data collected between 1 and 31 May 2017, during which 597 departures and 972 arrivals were recorded.

For more information visit: [www.reachresourcecentre.info](http://www.reachresourcecentre.info)



## GENERAL MOVEMENT TRENDS<sup>1</sup>

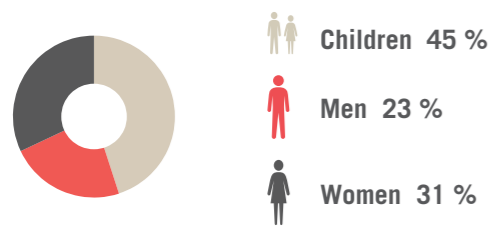
Monthly movement trends of the average daily number of individuals departing (red) and arriving (blue); January 2017 to May 2017.



## DEPARTURES FROM NYAL

### Demographic<sup>2</sup>

**97%** of the total departing households intended to leave Nyal for less than 6 months.



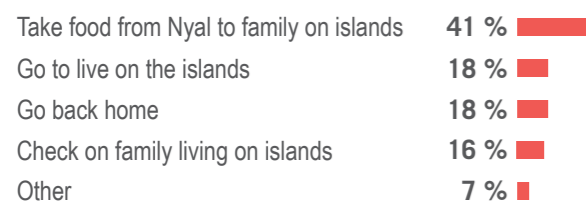
### Intended duration of stay in destination

Reported length of time that IDPs intend to stay in the location that they are departing for:



### Reasons for leaving

Reasons for leaving Nyal Town:



### Changes in reasons for leaving

Most prevalent reasons for leaving Nyal:

	Feb 2017	Mar 2017	Apr 2017	May 2017
Take food from Nyal to family living on islands	82 %	54 %	40 %	41 %
Go to live on the islands	3 %	0 %	11 %	18 %
Go back home (outside of Nyal)	13 %	15 %	11 %	18 %
Check on family living on islands	4 %	16 %	22 %	16 %

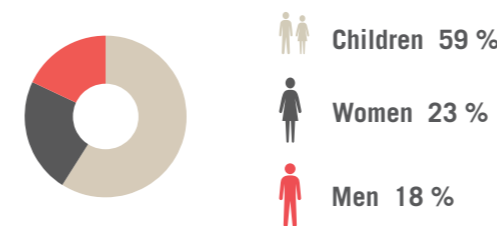
### Isolated settlements in Mayendit

As a result of continued conflict in Mayendit, Nyal has experienced a high influx of IDPs from Mayendit county. In May 40% of IDP arrivals in Nyal were from Mayendit. According to three focus group discussions conducted between 15 and 24 May, a high number of isolated settlements within Mayendit still faced severe challenges accessing general food distributions (GFDs) and other key livelihood resources due to insecurity in nearby locations. Many of these settlements rely on fishing and water lilies as their primary sources of food. According to FGD participants, there is a serious strain on local food sources due to the seasonality of wild food. Yet, whole households are unable to relocate due to vulnerable populations within the settlement. This is forcing individual household members to repeatedly travel long distances along insecure routes to access GFDs and distributions of non-food items in Thonyor and Nyal before returning to the settlement.

## ARRIVALS TO NYAL

### Demographic<sup>2</sup>

**93%** of the total arriving households expressed the intention to remain in Nyal for up to six months.




### Reasons for coming to Nyal<sup>3</sup>

Top reported reasons for choosing to come to Nyal after being displaced:



### Reasons for leaving previous location<sup>3</sup>

Top reported reasons for leaving previous location:




### Changes in reasons for coming to Nyal<sup>3</sup>

Most prevalent reasons for coming to Nyal:

	Feb 2017	Mar 2017	Apr 2017	May 2017
Personal security	77 %	83 %	95 %	92 %
Food	61 %	45 %	44 %	44 %
Health services	37 %	38 %	44 %	44 %
Shelter	30 %	45 %	40 %	32 %

### Duration of stay in Nyal Town

Reported length of time that respondents intended to stay in Nyal Town:



Note:  
1. These are indicative trends; REACH does not record all arrivals and departures.  
2. Men, women and children figures presented are percentiles of those departing / arriving.  
3. Respondents were asked for their top three reasons, which were then aggregated.