



IDP Camp Profile - Ashti IDP

Sulaymaniyah, Iraq
August 2016

Management agency: Government
Manager/Focal point: Payam salam hamasharif
Phone number: 7501424646
Email: n/a
Registration actor: Camp management

Summary

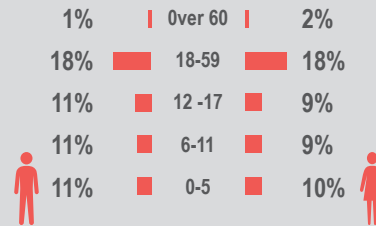
This profile provides an overview of conditions in Ashti IDP camp. Primary data was collected through household surveys on 23-08-16. Households were randomly sampled to a 95% confidence and 10% margin of error, based on population figures provided by CCCM. In some cases, additional information from camp managers has been used to support findings. Round V of data collection was in April 2016.

Camp Overview

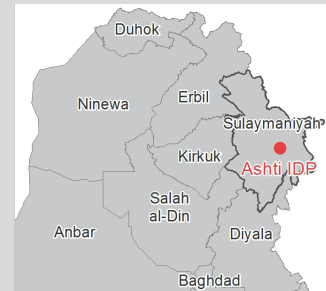
of individuals: 14450
of households: 2813
Date opened: 24-06-15
Occupied number: 2630
Ongoing extension: No
Planned capacity: 2630
Camp area: 710,296

Demographics

52% male / 48% female

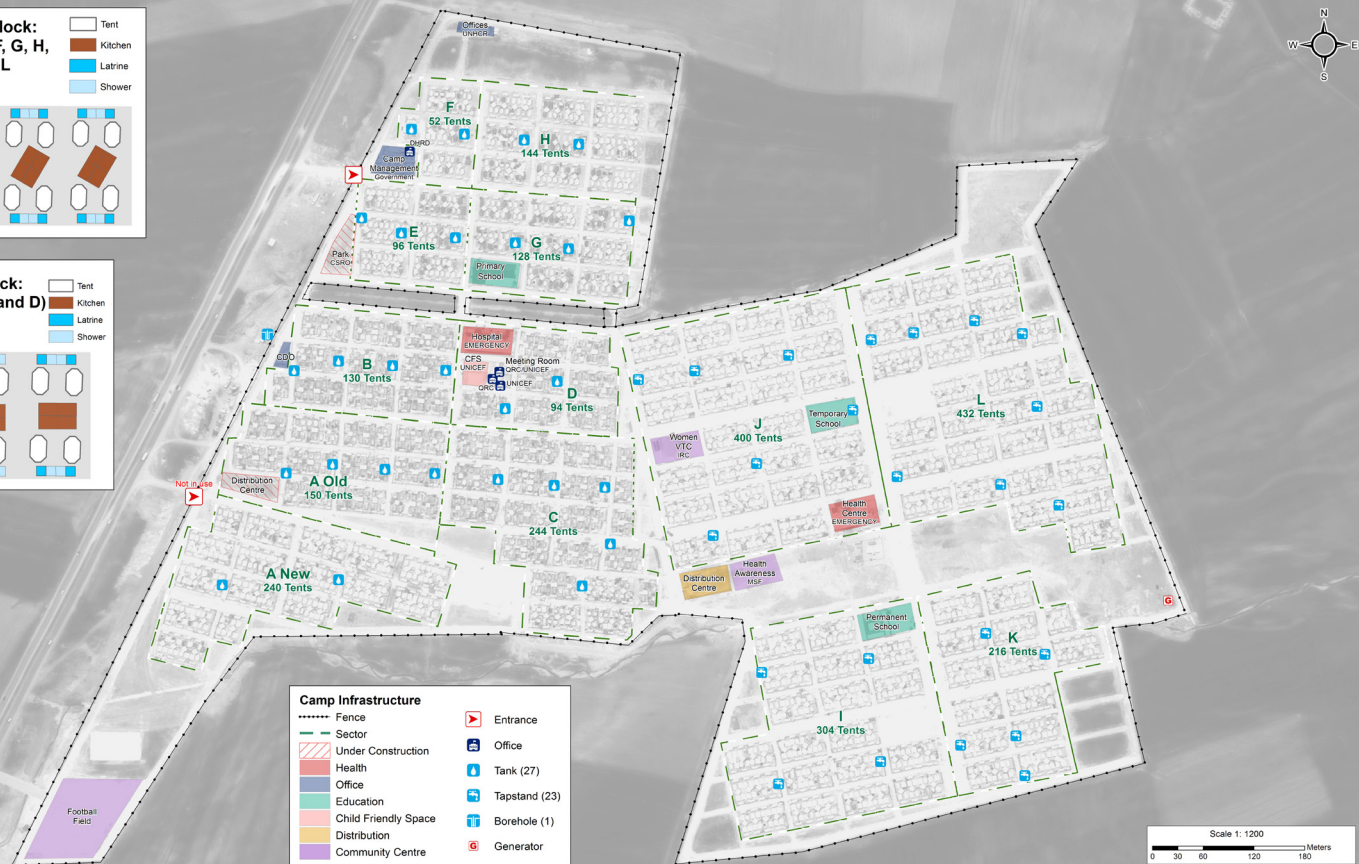
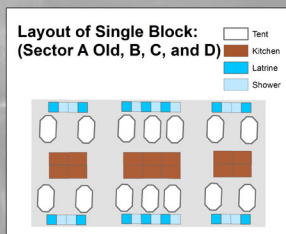
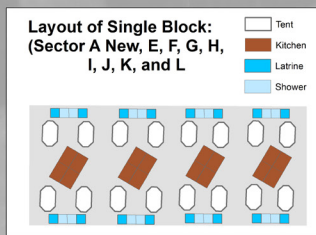


Location Map



IDP Camp Map - Ashti IDP

Lat. 35° 25' 3.431" N Long. 45° 36' 21.359" E



Sectoral Minimum Standards

		Target	Previous Round	Current Round	Achievement
Education	% of children aged 6-11 attending formal school	100%	80%	82%	●
	% of children aged 12-17 attending formal school	100%	61%	65%	●
Food	% of households accessed Family Food Parcel or equivalent in the past month	100%	82%	77%	●
Health	Health services are available on-site or within walking distance	Yes	Yes	Yes	●
CCCM	Average open area per household	min. 30m ²	227m ²	220m ²	●
Protection	% of IDPs registered on an individual basis (MODM/DDM)	100%	99%	97%	●
	% of households accessed shelter assistance since arrival at the camp	100%	62%	74%	●
	Average covered area per person	min. 3.5m ²	4.6m ²	4.6m ²	●
Shelter	Average number of individuals per shelter	max.5	5	5	●
	# of persons per latrine	max. 20	5	5	●
	# of persons per shower	max. 20	6	5	●
WASH	Frequency of solid waste disposal at least weekly	min. weekly	Yes	Yes	●

*GPS tracking of camp infrastructure was not possible this round due to restrictions from authorities. Area calculations subsequently could not be determined.
Targets based on minimum standards agreed with the CCCM Cluster, Iraq. Findings based on household-level data, enumerator field observations, and camp management documentation
● Minimum standard reached, ● More than 50% minimum standard reached, ● Less than 50% of minimum standard reached or not at all





IDP Camp Profile - Ashti IDP

Sulaymaniyah, Iraq

August 2016

Management agency: Government

Manager/Focal point: Payam salam hamasharif

Phone number: 7501424646

Email: n/a

Registration actor: Camp management

Shelter

Top three observed shelter types*

Tent with brick walls	100%
n/a	n/a
n/a	n/a

*Households were asked to select all shelter typologies within household.

Winterisation and NFI items

49%	reported a second fly sheet
97%	reported access to a heater
73%	reported at least one blanket per person
13%	reported at least one mattress per person
2.4	average number of carpets
93%	reported shelter provides warmth in winter

Hazards

8%	reported exposed electrical cables at site
----	--------------------------------------------

Shelter Improvement

18%	reported making own improvements to their shelter
-----	---------------------------------------------------

Community Organisation

IDP committees

93%	reported awareness of IDP committee(s)
-----	----------------------------------------

Complaints mechanism

65%	reported awareness of complaints mechanism
-----	--------------------------------------------

Protection

Family Separation

0%	reported hosting unaccompanied or separated minors
3%	reported that other family members intended to join them

Vulnerable groups

Pregnant / lactating women	28%	<div></div>
Chronically ill individual(s)	5%	<div></div>
Disabled individual(s)	2%	<div></div>
Female headed households	12%	<div></div>

Intentions

0%	planned to move to a different location in next 3 months
----	----------------------------------------------------------

Restrictions

0%	reported entry or exit restrictions during daylight hours
----	-----------------------------------------------------------

Food Security and Coping Strategies

Reported access to food assistance

77%	accessed food assistance in past month
93%	received Public Distribution System (PDS) in past month

Top three food consumption coping strategies

Cheaper	49%	<div></div>
Borrowed	43%	<div></div>
Less meals	26%	<div></div>

Top three reported livelihood coping strategies

Selling Assets	29%	<div></div>
Charitable Donations	27%	<div></div>
Debt	24%	<div></div>

WASH

Latrines and showers

0%	reported public or communal latrines
n/a	public/communal latrines lockable from the inside
n/a	public/communal latrines with functioning lighting

Top three reported methods of waste removal

Collected	100%	<div></div>
n/a	n/a	
n/a	n/a	

Reported drinking water sources

90%	connection inside the home to collective water storage
10%	connection inside the home to private water storage
0%	communal water tap outside the shelter

Access to water

24%	reported 24 consecutive hours without access to water in the past month
-----	-------------------------------------------------------------------------

Household Income

8%	reported as being economically inactive
----	-----------------------------------------

Top three income sources*:

Humanitarian Aid	35%	<div></div>
Agricultural labour	16%	<div></div>
Gifts	10%	<div></div>

*Households were asked to select all income sources within household.