

## OVERALL FINDINGS: 27 MARCH – 2 APRIL 2017

- 177 out of 1,183 ISMI-covered communities in Aleppo, Ar-Raqqa, Deir-ez-Zor, Hama, Homs and Idlib governorates experienced inward or outward movement of IDPs:
  - 26,405 IDP arrivals
  - 21,006 IDP departures
- Increased clashes in northern and western Hama governorate<sup>1</sup> led to the arrival of 8,128 IDPs from Hama to Idlib governorate
- With continued conflict in Ar-Raqqa governorate<sup>2</sup>, 11,295 IDPs left ISMI-covered communities in Ar-Raqqa
- A total of 7,089 IDPs arrived to Dana sub-district in northern Idlib governorate

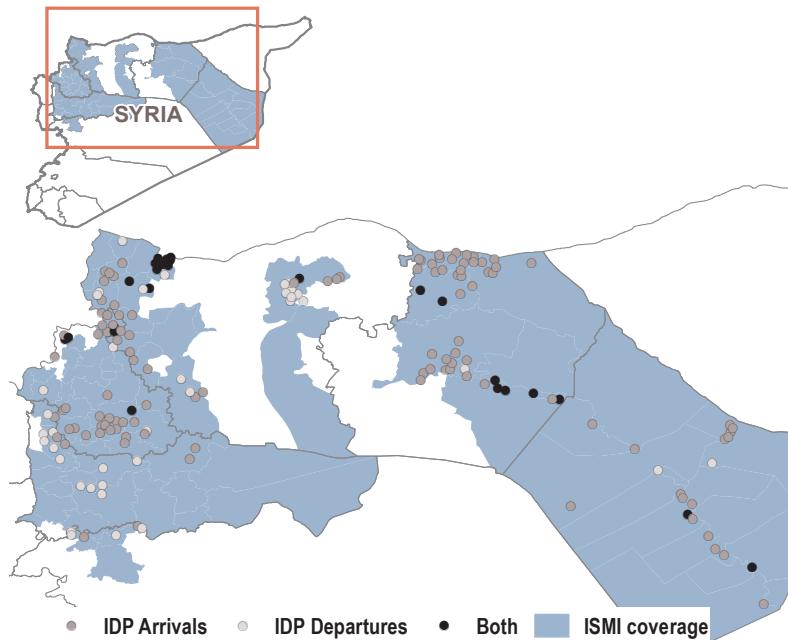


Table 1: Recorded IDP arrivals to ISMI-covered communities, by governorate, 27 March – 2 April 2017

		IDP ARRIVALS					Last week	Week before	
		Reported arrivals (# IDPs)	Communities with largest IDP arrivals (# IDPs)		Most common origins <sup>3</sup> of IDP arrivals (# IDPs)		Change to last week	Reported arrivals (# IDPs)	Reported arrivals (# IDPs)
GOVERNORATE	Idlib	11,535	Qah (2,490)	Deir Hassan (1,392)	Kafr Nabutha (2,120)	Madiq Castle (1,988)	↑	2,014	1,785
	Ar-Raqqa	9,323	Khamisiyeh (1,575)	Maadan (1,260)	Ar-Raqqa city (9,168)	Maadan (30)	↑	2,182	1,622
	Aleppo	3,776	Menbij (576)	A'zaz (560)	Al-Thawrah (282)	Mansura (135)	↓	13,319	38,877
	Deir-ez-Zor	1,417	Al Mayadin (540)	Abu Kamal (335)	Ar-Raqqa city (258)	Hameidiyeh (41)	↑	285	532
	Hama	254	Qirata (90)	Shahrana (78)	Smaqiyyeh Qabliyyeh (66)	Kafr Nabutha (66)	↑	243	323
	Homs	100	Ez Eldin (65)	Burj Qaei (35)	Harbanifse (35)	NA	↑	70	45

Table 2: Recorded IDP departures from ISMI-covered communities, by governorate, 27 March – 2 April 2017

		IDP DEPARTURES					Last week	Week before	
		Reported departures (# IDPs)	Communities with largest IDP departures (# IDPs)		Most common destinations of IDP departures (# IDPs) <sup>4</sup>		Change to last week	Reported departures (# IDPs)	Reported departures (# IDPs)
GOVERNORATE	Ar-Raqqa	11,295	Ar-Raqqa city (10,200)	Ein Issa (382)	Jurneyyeh (1,500)	Maadan (1,200)	↑	4,635	1,426
	Aleppo	7,369	A'zaz (1,750)	Salama (1,500)	Al Bab (838)	Jarablus (464)	↓	26,893	9,324
	Hama	1,362	Shihet Hamah (300)	Maarza (276)	Hama (280)	Kazou (250)	↑	248	172
	Idlib	693	Jisr-Ash-Shugur (300)	Dana (216)	Janudiyeh (100)	Darkosh (95)	↓	4,577	1,333
	Deir-ez-Zor	147	Al Mayadin (54)	Hrejji (45)	Shiheil (45)	Hajin and Sur (18 each)	↑	73	78
	Homs	140	Tal Dahab (48)	Zafaraniya (42)	Hama (50)	Deir Elfardis (48)	↓	166	57

<sup>1</sup> OCHA, [Flash Update Syria Crisis - Hama](#): 28 March 2017

<sup>2</sup> UNHCR, [Syria: Flash Update on Recent Events](#), 5 April 2017

<sup>3</sup> Location of origin refers to the most recent location from which IDPs have departed.

<sup>4</sup> The ISMI weekly displacement summary tracks only displacements which occur inside Syria.

# ALEPPO GOVERNORATE

## Recorded IDP arrivals

- 3,776 IDPs

## % of arrivals from other governorates

- 56%

## Most common shelter of newly arrived IDPs

- Camps (1,193 IDPs)
- Hosted (640 IDPs)

## Recorded IDP departures

- 7,369 IDPs

## % of departures to other governorates

- 1%

## Most common reasons for IDPs leaving Aleppo communities

- Reduced conflict in area of origin
- Improved safety and security in area of origin

In total, 7,369 IDPs were recorded leaving ISMI-covered communities in Aleppo governorate. The majority of departures were recorded in A'zaz and Menbij sub-districts (96%), almost all to other areas in Aleppo governorate (99%). Meanwhile, 3,776 IDPs arrived to ISMI-covered communities, with A'zaz and Menbij sub-districts also receiving the largest number of arrivals (86%) (Figure 1). Most new arrivals travelled from communities facing an escalation of conflict in Ar-Raqqa governorate, such as Al-Thawrah (282), Mansura (230) and Ar-Raqqa (146) sub-districts (Figure 3).

Figure 1: Reported arrivals to sub-district (# IDPs)

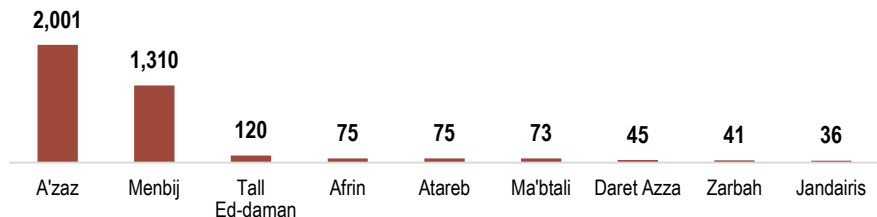


Figure 2: Five ISMI-covered communities receiving largest IDP arrivals (# IDP)

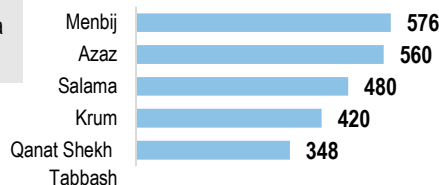
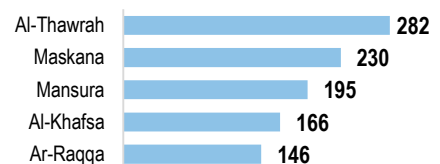


Figure 3: Five most common sub-districts of origin of arrivals<sup>3</sup> (# IDP)



# IDLEB GOVERNORATE

In total, 11,535 IDPs arrived to ISMI-covered communities in Idleb over the past week, with Dana sub-district receiving more than half of all arrivals (61%). Most new arrivals fled an escalation of conflict in neighbouring Hama governorate (70%), with many arriving from Madiq Castle (4,685) and Muhradah (1,566) sub-districts (Figures 5, 6). A total of 693 IDPs left ISMI-covered communities, predominantly to other areas in Idleb governorate (89%).

Map 1: Major displacements from ISMI-covered communities in Idleb governorate

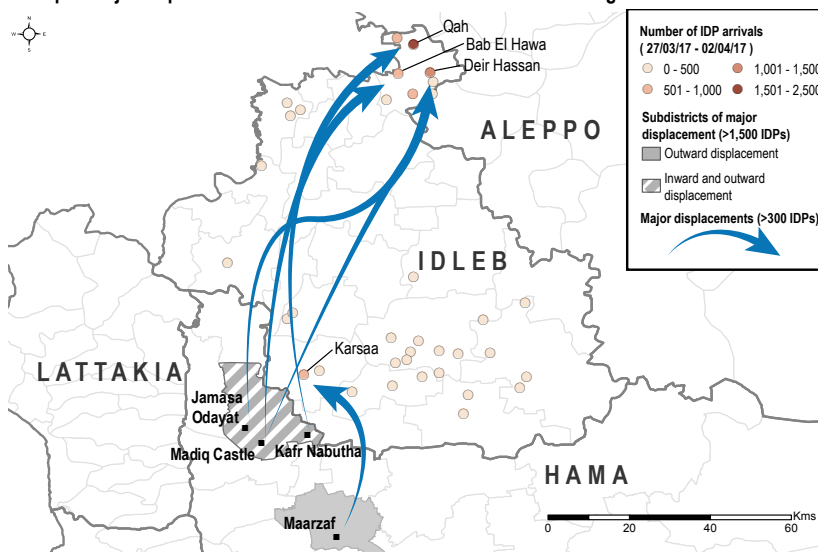
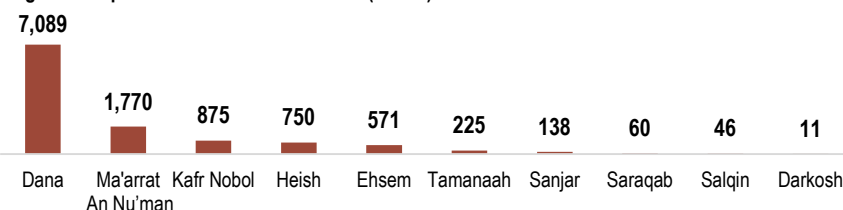


Figure 4: Reported arrivals to sub-districts (# IDPs)



## Recorded IDP arrivals

- 11,535 IDPs

## % of arrivals from other governorates

- 93%

## Most common shelter of newly arrived IDPs

- Camps (5,904 IDPs)
- Rented/owned housing (2,566 IDPs)

## Recorded IDP departures

- 693 IDPs

## % of departures to other governorates

- 11%

## Most common reasons for IDPs leaving Idleb communities

- Safety and security situation in the community compared to elsewhere

Figure 5: Five ISMI-covered communities receiving largest IDP arrivals (# IDPs)

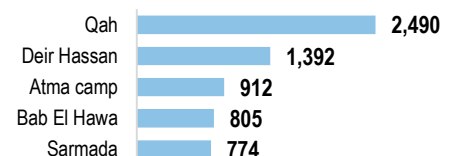
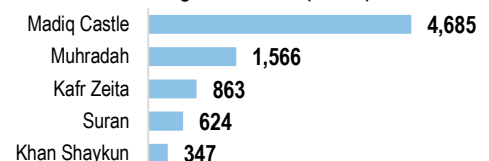


Figure 6: Five most common sub-districts of origin of arrivals<sup>3</sup> (# IDPs)



# AR-RAQQA GOVERNORATE

## Recorded IDP arrivals

- 9,323 IDPs

## % of arrivals from other governorates

- 0%

## Most common shelter of newly arrived IDPs

- Hosted accommodation (5,454 IDPs)
- Individual tents (1,744 IDPs)

## Recorded IDP departures

- 11,295 IDPs

## % of departures to other governorates

- 23%

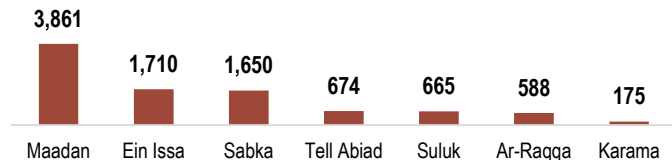
## Most common reasons for IDPs leaving Ar-Raqqa communities

- Escalation of conflict
- Current location intended as transit only

Overall, **11,295 IDPs** faced **secondary displacement** from ISMI-communities in Ar-Raqqa governorate this week, (Map 2). Most outward displacement occurred within the governorate (77%) with **1,500 recorded travelling to Jurneyyeh** and **1,200 to Maadan** (Map 2) communities, extra-governorate departures were recorded to **Aleppo (382)**, **Deir-ez-Zor (288)** and **Al-Hasakeh (186)** governorates.

Simultaneously, **9,323 IDPs** arrived to ISMI-covered communities, the vast majority having fled intensified conflict in **Ar-Raqqa city (9,168)** (Figure 9), with 77% arriving to Maadan, Ein Issa and Sabka sub-districts (Figures 7, 8).

Figure 7: Reported arrivals to sub-districts (# IDPs)



Map 2: Major displacement into ISMI-covered communities in Ar-Raqqa governorate

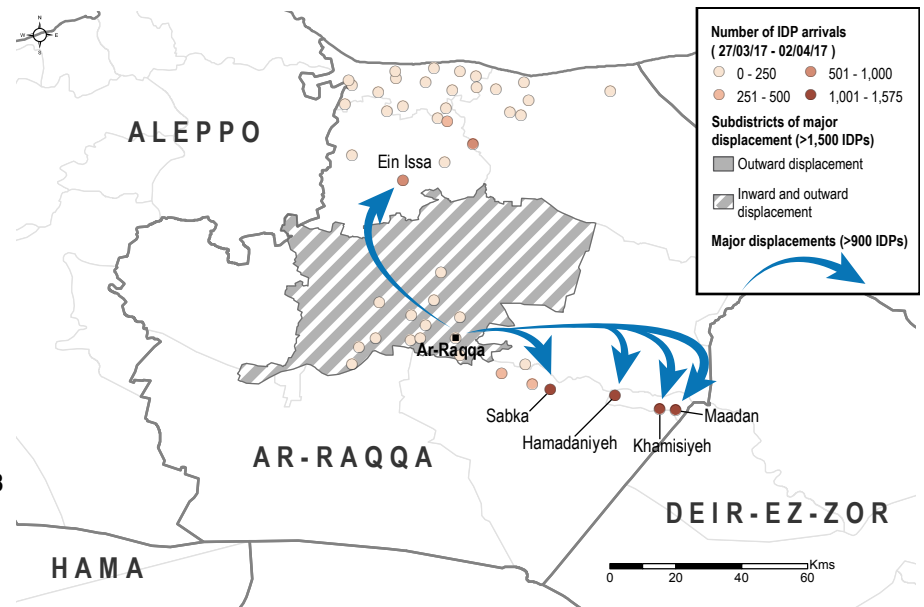


Figure 8: Five ISMI-covered communities receiving largest IDP arrivals (# IDPs)

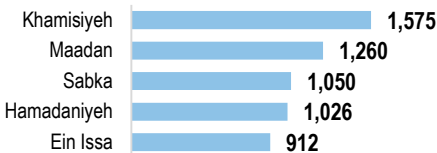


Figure 9: Most common sub-districts of origin of arrivals<sup>3</sup> (# IDPs)



# HAMA GOVERNORATE

A total of **1,362 IDPs** left ISMI-covered communities in Hama this week; over half to other governorates (53%), following an escalation of conflict in northern and western Hama. While 656 IDPs were reported to have moved to areas in Hama sub-district, 609 IDPs were recorded to have departed to Idleb governorate. A total of **254 arrivals** were recorded, all from within the governorate, with the majority **arriving from Madiq Castle (168)** and **Hamra (66)** sub-districts.

Figure 10: Reported arrivals to sub-districts (# IDPs)

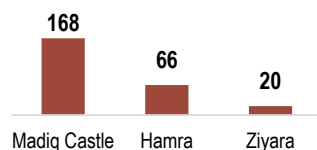


Figure 11: Five ISMI-covered communities receiving IDP arrivals (# IDPs)

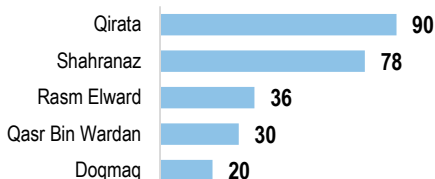
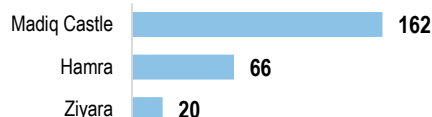


Figure 12: Most common sub-districts of origin of arrivals<sup>3</sup> (# IDPs)



## Recorded IDP arrivals

- 254 IDPs

## % of arrivals from other governorates

- 0%

## Most common shelter of newly arrived IDPs

- Hosted accommodation (96 IDPs)
- Rented/owned housing (50 IDPs)

## Recorded IDP departures

- 1,362 IDPs

## % of departures to other governorates

- 47%

## Most common reasons for IDPs leaving Hama communities

- Escalation of conflict

## DEIR-EZ-ZOR GOVERNORATE

### Recorded IDP arrivals

- 1,417 IDPs

### % of arrivals from other governorates

- 73%

### Most common shelter of newly arrived IDPs

- Rented/owned housing (833 IDPs)
- Hosted accommodation (524 IDPs)

### Recorded IDP departures

- 147 IDPs

### % of departures to other governorates

- 24%

### Most common reasons for IDPs leaving Deir-ez-Zor communities

- Family reunification

Overall, 1,417 IDPs arrived in ISMI-covered communities in Deir-ez-Zor in the reporting period (Figure 13, 14). The majority of new arrivals travelled to Al Mayadin (718), Abu Kamal (335) and Sur (136) sub-districts, largely arriving from Ar-Raqqa (1,033) sub-district.

Moreover, 147 IDPs left ISMI-covered communities, travelling to Basira (45) and Hajin (38) sub-districts, while around a quarter left the governorate.

Figure 13: Reported arrivals to sub-district (# IDPs)

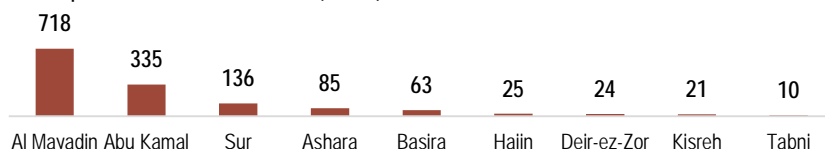


Figure 14: Five ISMI-covered communities receiving largest IDP arrivals (# IDPs)

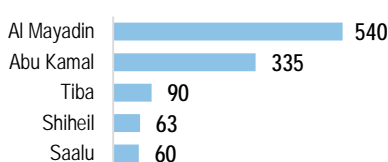
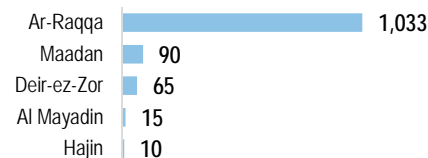


Figure 15: Five most common sub-districts of origin of arrivals<sup>3</sup> (# IDPs)



## HOMS GOVERNORATE

In total, 140 IDPs left ISMI-covered communities in Homs governorate this week, with 70% travelling to Hama city (50) and Harbanifse (48), both in Hama governorate.

Additionally, 100 IDPs arrived to Homs, in particular to Ar-Rastan (65) and Taldu (35) sub-districts (Figures 16,17), 35 of whom travelled from Harbanifse (Figure 18).

Figure 16: Reported arrivals to sub-district (# IDPs)

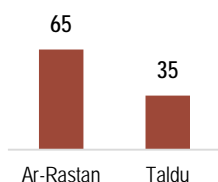


Figure 17: ISMI-covered communities receiving IDP arrivals (# IDPs)



Figure 18: Most common sub-district of origin of arrivals<sup>3</sup> (# IDPs)



### Recorded IDP arrivals

- 100 IDPs

### % of arrivals from other governorates

- 0%

### Most common shelter of newly arrived IDPs

- Hosted accommodation (65 IDPs)
- Rented/owned housing (25 IDPs)

### Recorded IDP departures

- 140 IDPs

### % of departures to other governorates

- 70%

### Most common reasons for IDPs leaving Homs communities

- Safety and security situation in the community compared with elsewhere

## ABOUT ISMI & THIS FACTSHEET

The IDP Situation Monitoring Initiative (ISMI) is an initiative of the Camp Coordination and Camp Management (CCCM) Cluster, implemented by REACH with the support of Syria Relief Network (SRN) and cluster members.

Following a baseline assessment conducted between 23 October and 21 November 2016, weekly data collection cycles have been initiated to provide regular updates on IDP movements. Based on 1,183 communities assessed in the governorates of Aleppo, Ar-Raqqa, Deir-ez-Zor, Hama, Homs and Idleb during the baseline, this factsheet presents a summary of reported inward and outward movements of IDPs in the 7 days preceding data collection. From 27 March to 2 April 2017 such displacements were reported in 177 out of all ISMI-covered communities.

Displacement was identified through an extensive key informant (KI) network, either through alert initiated by KIs or follow-up by enumerators. A range of 2-3 KIs were interviewed in each community, while collected information was further triangulated through other sources, including CCCM member data and humanitarian updates. This approach allows for regular updates on IDP movements at a community level across ISMI coverage areas. As movement updates are limited to areas covered by ISMI, there are displacements that are not reported on here.

### An initiative of



Feedback: CCCM Cluster Northern Syria, Email: [syria.cross.border.info@ccmcluster.org](mailto:syria.cross.border.info@ccmcluster.org), Info: <http://www.globalccmcluster.org>, <https://www.humanitarianresponse.info>

### Implemented by

