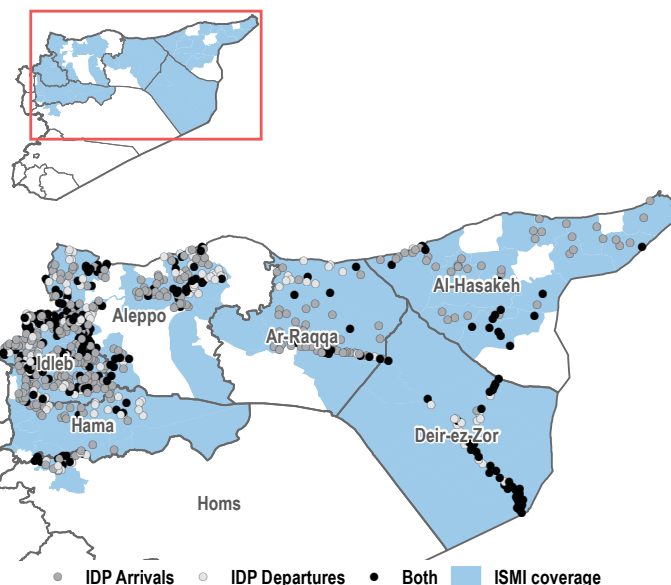


OVERALL FINDINGS:

Between 1 and 31 October, 745 ISMI-covered communities experienced inward or outward movement of IDPs. The overall number of IDP arrivals and departures increased in October vis-à-vis September, primarily due to heightened clashes and insecurity in Deir-ez-Zor and Ar-Raqqa governorates.¹ Al-Hasakeh governorate, notably, witnessed the arrival of 107,095 IDPs, predominantly travelling northward from Deir-ez-Zor.

Coverage October 2017



NUMBERS AT A GLANCE

227,519 TOTAL IDP ARRIVALS

322,124 TOTAL IDP DEPARTURES²

67% of all recorded IDP departures were from communities in Deir-ez-Zor governorate

47% of all recorded IDP arrivals were to Al-Hasakeh governorate

33% of all recorded IDP arrivals were to Areesheh sub-district in Al-Hasakeh governorate

Table 1: Recorded IDP arrivals to ISMI-covered sub-districts, by governorate, 1 - 31 October 2017

GOVERNORATE	IDP ARRIVALS			
	Reported arrivals (# IDPs)	Change since last month	Sub-districts with largest reported IDP arrivals (# IDPs)	Most common sub-districts of origin of reported IDP arrivals (# IDPs)
Al-Hasakeh	107,095	NA ³	Areesheh (75,112) Shadadah (21,144)	Al Mayadin (10,280) Khasham (7,757)
Deir-ez-Zor	37,005	↑	Abu Kamal (13,857) Thiban (10,830)	Al Mayadin (32,541) Abu Kamal (2,052)
Idleb	35,271	↑	Sanjar (8,038) Dana (5,531)	Tamanaah (10,391) Daret Azza (3,856)
Ar-Raqqa	34,272	↑	Ein Issa (21,985) Ar-Raqqa (5,844)	Ar-Raqqa (16,956) Al Mayadin (3,952)
Aleppo	12,020	↓	Al Bab (5,534) Menbij (1,905)	Abu Kamal (2,292) Ein Issa (1,769)
Hama	1,628	↓	Suran (627) Madiq Castle (388)	Hama (548) Dana (195)
Homs	228	↑	Talbiseh (114) Ar-Rastan (74)	Talbiseh (108) Ar-Rastan (81)

Figure 1: Reported IDP arrivals by governorate (%)

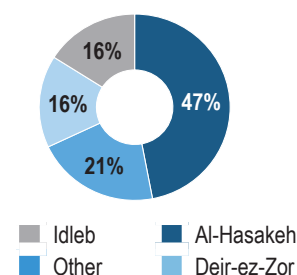


Figure 2: Most common sub-districts of origin of reported IDP arrivals (%)

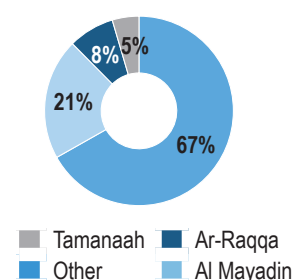
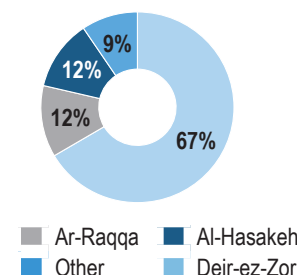


Table 2: Recorded IDP departures to ISMI-covered sub-districts, by governorate, 1 - 31 October 2017

GOVERNORATE	IDP DEPARTURES			
	Reported departures (# IDPs)	Change since last month	Sub-districts with largest reported IDP departures (# IDPs)	Most common destination sub-districts of reported IDP departures (# IDPs)
Deir-ez-Zor	214,264	↑	Al Mayadin (154,979) Thiban (23,929)	Karama (17,243) Thiban and Abu Kamal (each 11,400)
Ar-Raqqa	39,133	↑	Ar-Raqqa (30,210) Ein Issa (6,882)	Al-Thawrah (2,293) Idleb (2,280)
Al-Hasakeh	38,338	NA ³	Areesheh (20,847) Ras Al Ain (11,240)	Menbij (8,191) Damascus (6,059)
Idleb	16,761	↑	Tamanaah (8,340) Dana (3,694)	Atma (2,525) Qah (832)
Aleppo	7,957	↓	Menbij (3,490) A'zaz (1,954)	Dayr Hafir (495) Aleppo (313)
Hama	4,952	↑	As-Saan (2,337) Madiq Castle (1,454)	Sanjar (1,317) Ma'arrat An Nu'man (485)
Homs	719	↑	Taldu (383) Ar-Rastan (201)	Homs (137) Deir Fool (68)

Figure 3: Reported IDP departures by governorate (%)



¹ OCHA, Syria: Flash update on recent events, as of 8 November 2017.

² As of this ISMI monthly factsheet, IDP departure figures reflect aggregated departures of both IDP and host community populations.

³ This is the first ISMI monthly factsheet covering movements in Al-Hasakeh governorate.

AL-HASAKEH GOVERNORATE

Intensification of conflict in Deir-ez-Zor governorate¹ was a key driving factor behind the large number of IDP arrivals to (107,095), and secondary displacements from (38,195), ISMI-covered communities in Al-Hasakeh governorate in October 2017 (Figure 5, Map 1). Notably, **Alsad Camp** in Areesheh sub-district experienced both the highest number of IDP arrivals (58,021) and departures (17,380), comprising 54% and 45% of the governorate's respective totals. Of the 16,417 IDP departures for which intended destinations were reported, almost half intended to travel to communities outside the governorate, most commonly Menbij (8,191) and Damascus (6,059).

NUMBERS AT A GLANCE

107,095 IDP ARRIVALS **38,338 IDP DEPARTURES**

70% of recorded IDP arrivals in Al-Hasakeh governorate were to Areesheh sub-district

45% of recorded IDP departures in Al-Hasakeh were from Alsad Camp

42% of recorded IDP arrivals in Al-Hasakeh governorate came from Deir-ez-Zor governorate

Map 1: Major displacements to Al-Hasakeh governorate⁴

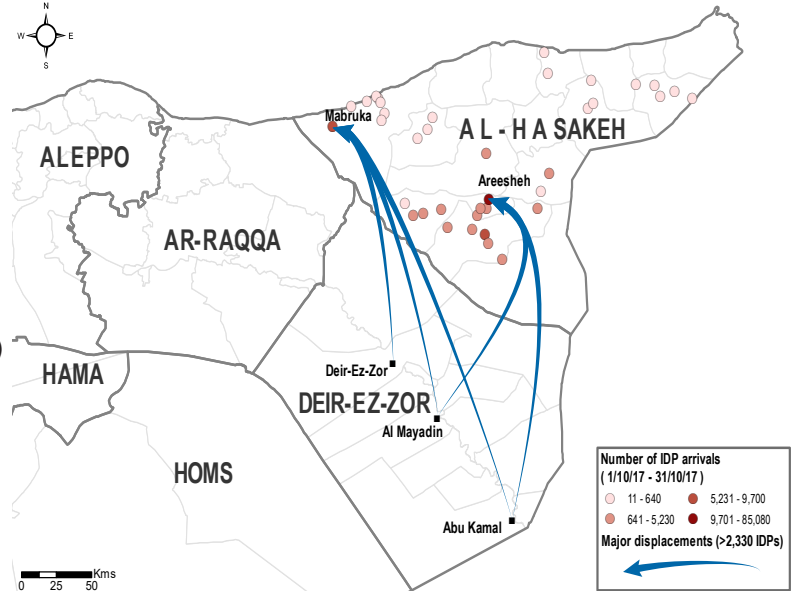


Figure 4: Al-Hasakeh sub-districts receiving the largest IDP arrivals (# IDPs)

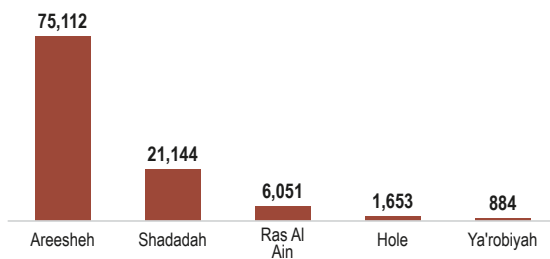


Figure 5: Most common sub-districts of origin of IDP arrivals (# IDPs)

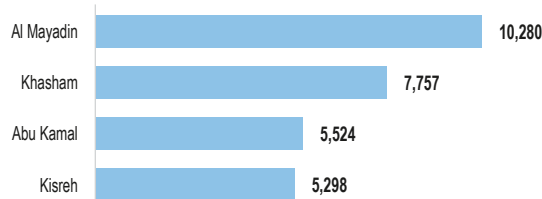
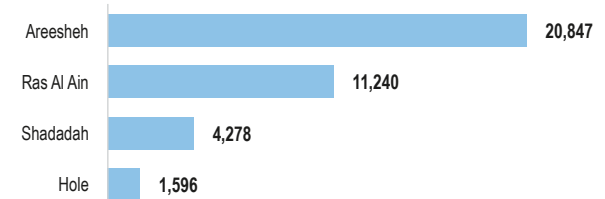


Figure 6: Al-Hasakeh sub-districts with the highest IDP departures (# IDPs)



DEIR-EZ-ZOR GOVERNORATE

Between 1 and 31 October, 214,264 IDP departures were recorded from ISMI-covered communities in Deir-ez-Zor governorate, with **Al Mayadin (98,610)**, **Mahkan (17,870)** and **Lower Baqras (16,245)** communities experiencing the largest outward displacements. Simultaneously, a total of 37,005 IDPs were recorded arriving to ISMI-covered Deir-ez-Zor communities, representing predominantly localised displacements from elsewhere within the governorate. **Abu Kamal (6,270)** and **Thiban (5,700)** communities received the highest numbers of IDPs.

Figure 7: Deir-ez-Zor sub-districts receiving the largest IDP arrivals (# IDPs)

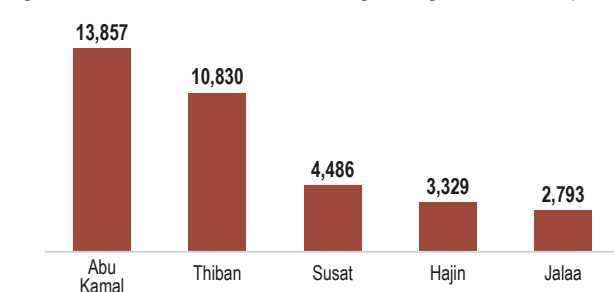



Figure 8: Most common sub-districts of origin of IDP arrivals (# IDPs)



NUMBERS AT A GLANCE


37,005 IDP ARRIVALS **214,264 IDP DEPARTURES**

77% of recorded departures in Deir-ez-Zor governorate were primary (host community) displacements

72% of all recorded IDP departures in Deir-ez-Zor were from Al Mayadin sub-district

37% of recorded IDP arrivals in Deir-ez-Zor governorate were to Abu Kamal sub-district

Figure 9: Deir-ez-Zor sub-districts with the highest IDP departures (# IDPs)

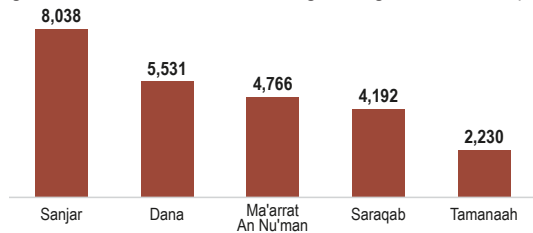


⁴ The community dots on the map also account for arrivals to camps and informal settlements.

IDLEB GOVERNORATE

A total of 35,271 IDP arrivals were recorded to ISMI-covered communities in Idleb governorate during October, 8,523 more than the previous month. Among those, over half were displacements from elsewhere within the governorate (18,147), alongside large arrivals from Hama (9,779) and Aleppo (6,909) governorates. Similarly, the number of IDPs departing communities in Idleb (16,751) increased from September (8,481).

Figure 10: Idleb sub-districts receiving the largest IDP arrivals (# IDPs)



NUMBERS AT A GLANCE

35,271 IDP ARRIVALS **16,761 IDP DEPARTURES**

48% of recorded IDP arrivals in Idleb came from outside the governorate

29% of recorded IDP arrivals in Idleb were from Tamanaah sub-district

23% of recorded IDP departures in Idleb intended to travel within the governorate

Figure 11: Most common sub-districts of origin of IDP arrivals (# IDPs)

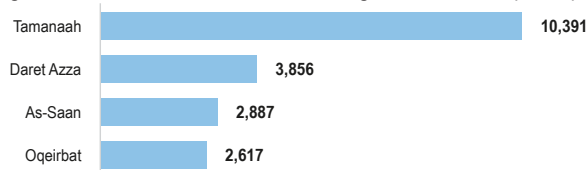
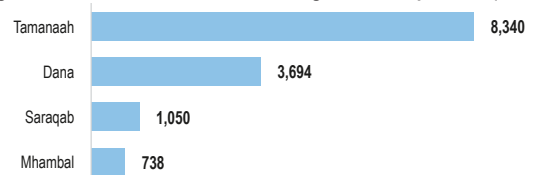


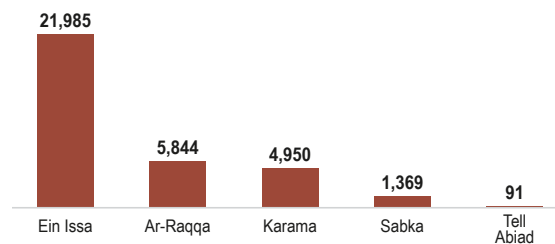
Figure 12: Idleb sub-districts with the highest IDP departures (# IDPs)



AR-RAQQA GOVERNORATE

During the month of October, a total of 39,133 IDP departures were recorded from ISMI-covered communities in Ar-Raqqa governorate, a significant increase from September (5,287), mostly attributable to the 28,500 host community departures from Ar-Raqqa community. In parallel, the number of IDPs arriving to communities in Ar-Raqqa governorate (34,272) grew threefold compared to the previous month, with Ein Issa camp witnessing almost two thirds of all arrivals (21,945).

Figure 13: Ar-Raqqa sub-districts receiving the largest IDP arrivals (# IDPs)



NUMBERS AT A GLANCE

34,272 IDP ARRIVALS **39,133 IDP DEPARTURES**

73% of recorded departures in Ar-Raqqa governorate were primary (host community) displacements

64% of recorded IDP arrivals in Ar-Raqqa were to Ein Issa sub-district

35% of recorded IDP arrivals in Ar-Raqqa came from Deir-ez-Zor governorate

Figure 14: Most common sub-districts of origin of IDP arrivals (# IDPs)


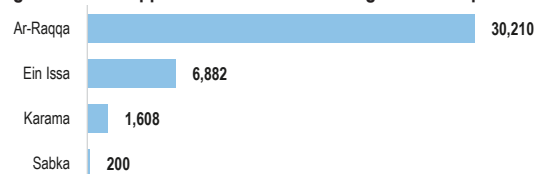


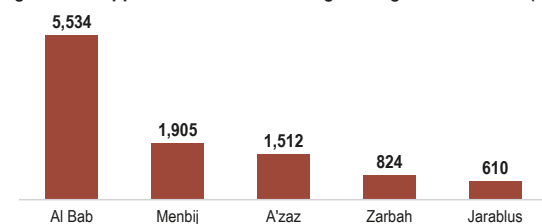
Figure 15: Ar-Raqqa sub-districts with the highest IDP departures (# IDPs)



ALEPPO GOVERNORATE

In October, 12,020 IDPs were recorded arriving to ISMI-covered communities in Aleppo governorate, a decrease of 1,492 IDPs compared to the previous month. Of these, over two thirds were displacements from Deir-ez-Zor (5,408) and Ar-Raqqa (2,978) governorates. In addition, a total of 7,957 IDP departures were recorded in Aleppo governorate, most commonly from Menbij (1,756) and Shamarin (1,208) communities.

Figure 16: Aleppo sub-districts receiving the largest IDP arrivals (# IDPs)



NUMBERS AT A GLANCE

12,020 IDP ARRIVALS **7,957 IDP DEPARTURES**

76% of recorded IDP arrivals in Aleppo governorate came from other governorates

46% of recorded IDP arrivals in Aleppo governorate were to Al Bab sub-district

44% of recorded IDP departures in Aleppo were from Menbij sub-district

Figure 17: Most common sub-districts of origin of IDP arrivals (# IDPs)

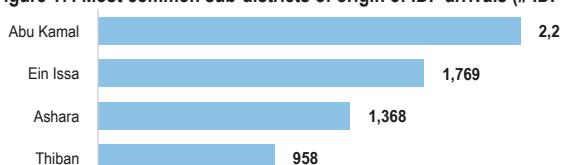
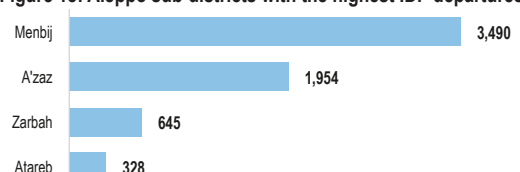


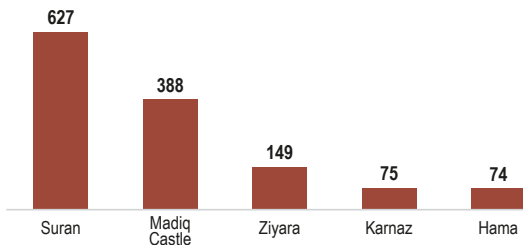
Figure 18: Aleppo sub-districts with the highest IDP departures (# IDPs)



HAMA GOVERNORATE

A total of 4,952 IDP departures were recorded from ISMI-covered communities in Hama governorate between 1 and 31 October, an increase of 3,434 departures compared to September. Over half of these were primary displacements of host communities from As-Saan (1,784) and Madiq Castle (1,283) sub-districts. In parallel, the number of IDPs arriving to communities in Hama (1,628) fell in comparison to the previous month (2,654).

Figure 19: Hama sub-districts receiving the largest IDP arrivals (# IDPs)



NUMBERS AT A GLANCE

1,628 IDP ARRIVALS **4,952 IDP DEPARTURES**

68% of recorded IDP arrivals in Hama came from within the governorate

54% of recorded IDP departures from Hama intended to go to Idlib governorate

39% of recorded IDP arrivals in Hama were to Suran sub-district

Figure 20: Most common sub-districts of origin of IDP arrivals (# IDPs)

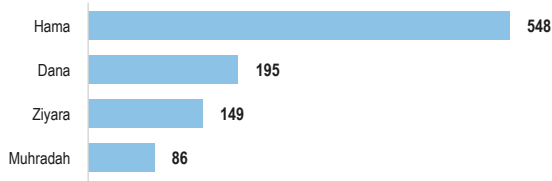
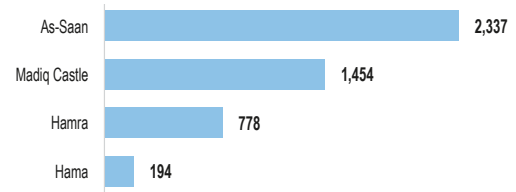


Figure 21: Hama sub-districts with the highest IDP departures (# IDPs)



HOMS GOVERNORATE

As in previous months, recorded displacements in ISMI-covered communities of Homs remained limited vis-à-vis other governorates⁴. Nonetheless, the total number of IDP departures in October (719) increased in comparison to September (372). The vast majority of the IDP arrivals originated within the governorate itself (Figure 22). Meanwhile, the total number of IDP arrivals to ISMI-covered communities in Homs (228) also rose compared to the previous month (170).

Figure 22: Homs sub-districts receiving IDP arrivals (# IDPs)

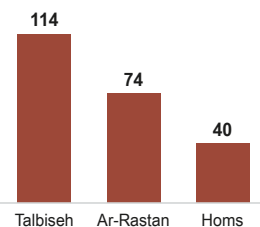
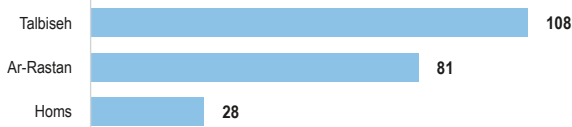


Figure 22: Most common sub-districts of origin of IDP arrivals (# IDPs)



NUMBERS AT A GLANCE

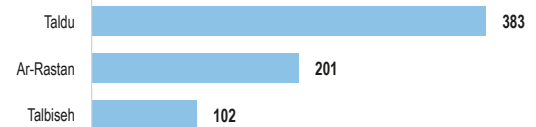
228 IDP ARRIVALS **719 IDP DEPARTURES**

95% of recorded IDP arrivals in Homs came from within the governorate

53% of recorded IDP departures were from Taldu sub-district

7% of recorded IDP departures intended to travel to Hama

Figure 23: Homs sub-districts with the highest IDP departures (# IDPs)



⁴ ISMI coverage in Homs is lower than in other governorates and this may account for the low proportion of total IDP movements in comparison to other governorates.

About ISMI & This Factsheet

The IDP Situation Monitoring Initiative (ISMI) is an initiative of the Camp Coordination and Camp Management (CCCM) Cluster, which incorporates data collected by cluster members, REACH and Syria Relief Network (SRN).

Following a baseline assessment conducted between 23 October and 21 November 2016, weekly/bi-weekly data collection cycles have been initiated to provide regular updates on IDP movements. Based on 1,183 communities in the governorates of Aleppo, Ar-Raqqa, Deir-ez-Zor, Hama, Homs and Idlib during the baseline, this factsheet presents a summary of reported inward and outward movements of IDPs in the month of October 2017. **From 01 October to 31 October 2017, such displacements were reported in 745 communities out of all ISMI-covered communities.**

Displacement was identified through an extensive key informant (KI) network, either through alerts initiated by KIs or follow-up by enumerators. **A range of two to three KIs were interviewed in each community,** while information collected is triangulated with CCCM member data and humanitarian updates. This approach allows for regular updates on IDP movements at a community level across areas assessed. As coverage is not across all potentially affected areas, there are displacements that are not reported on here.

An initiative of



Feedback: CCCM Cluster

Northern Syria

Email: syria.cross.border.info@cccmcluster.org

www.cccmcluster.org

Info: <http://www.globalccmcluster.org>

<https://www.humanitarianresponse.info>

Implemented by

REACH Informing more effective humanitarian action

شبكة إغاثة سوريا
Syria Relief Network

