



# REACH Joint Market Monitoring Initiative (JMMI) – January 2024 Update

Presentation of findings: CMWG Meeting - March 2024



# Contents

**01** JMMI Trends

**02** Medication Monitoring

A light gray world map is centered on the page, overlaid on a background of a light gray geometric pattern of interconnected lines forming a network of triangles. In the center of the map, over Europe, the number '01' is written in a bold, red, sans-serif font.

**01**

# JMMI Trends Update – January 2024

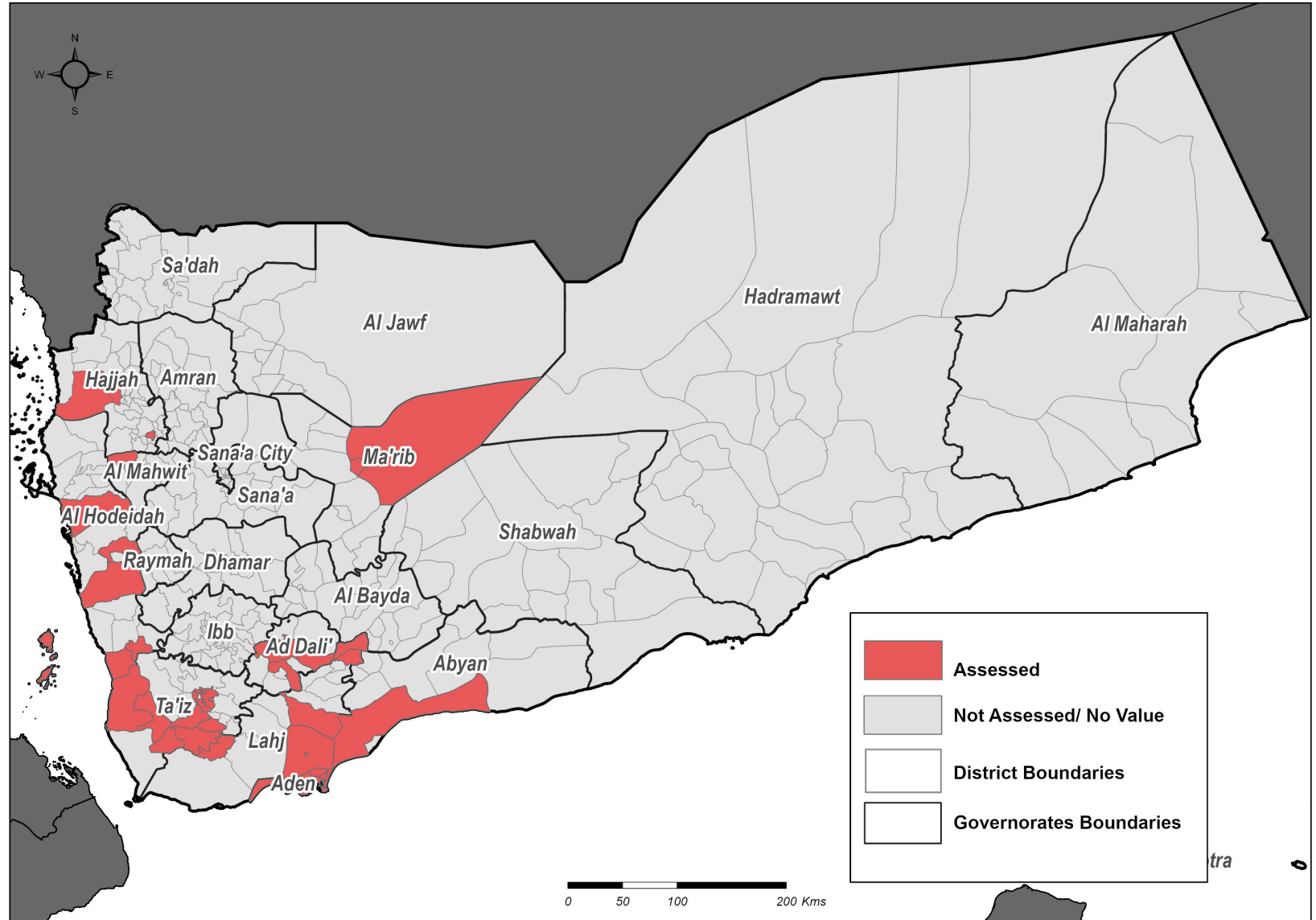
# JMMI: January 2024

- Data collection between 7 – 11 January 2024
- 14 partners
- 10 governorates (7 GoY, 4 AA, 1 split)
- 47 districts (35 GoY, 11 AA, 1 split)
- 128 markets (99 GoY, 29 AA)
- **NOTE:** As mentioned before, the JMMI had a reduced coverage in January 2024 - losing 1 governorate (Sana'a city) and 10 districts (9 AA, 1 GoY) - compared to November 2023 → Keep this in mind, when interpreting the data.

## Participating Partners



# JMMI Coverage: January 2024



# Key Messages: Price changes since Red Sea escalations



Between October 2023 and January 2024, the median price of the **Total MEB** and the **Food component of the MEB** have remained **relatively stable** in both Government of Yemen (GoY) and Ansar Allah (AA) areas, with **increases (8%)** in the **WASH component of the MEB** in AA areas (but not higher than previous prices in 2023).



**Increases** in the median price of **exchange rate** mainly in GoY (8%), but also in AA (+2%) areas have been recorded between October 2023 and January 2024.



Varying **increases** and **decreases** in **cooking gas, petrol and diesel** median prices across AA and GoY areas between October 2023 and January 2024. While most fuel prices increased or remained stable, diesel decreased slightly in GoY areas.

# Median Cost of Total Minimum Expenditure Basket (MEB)

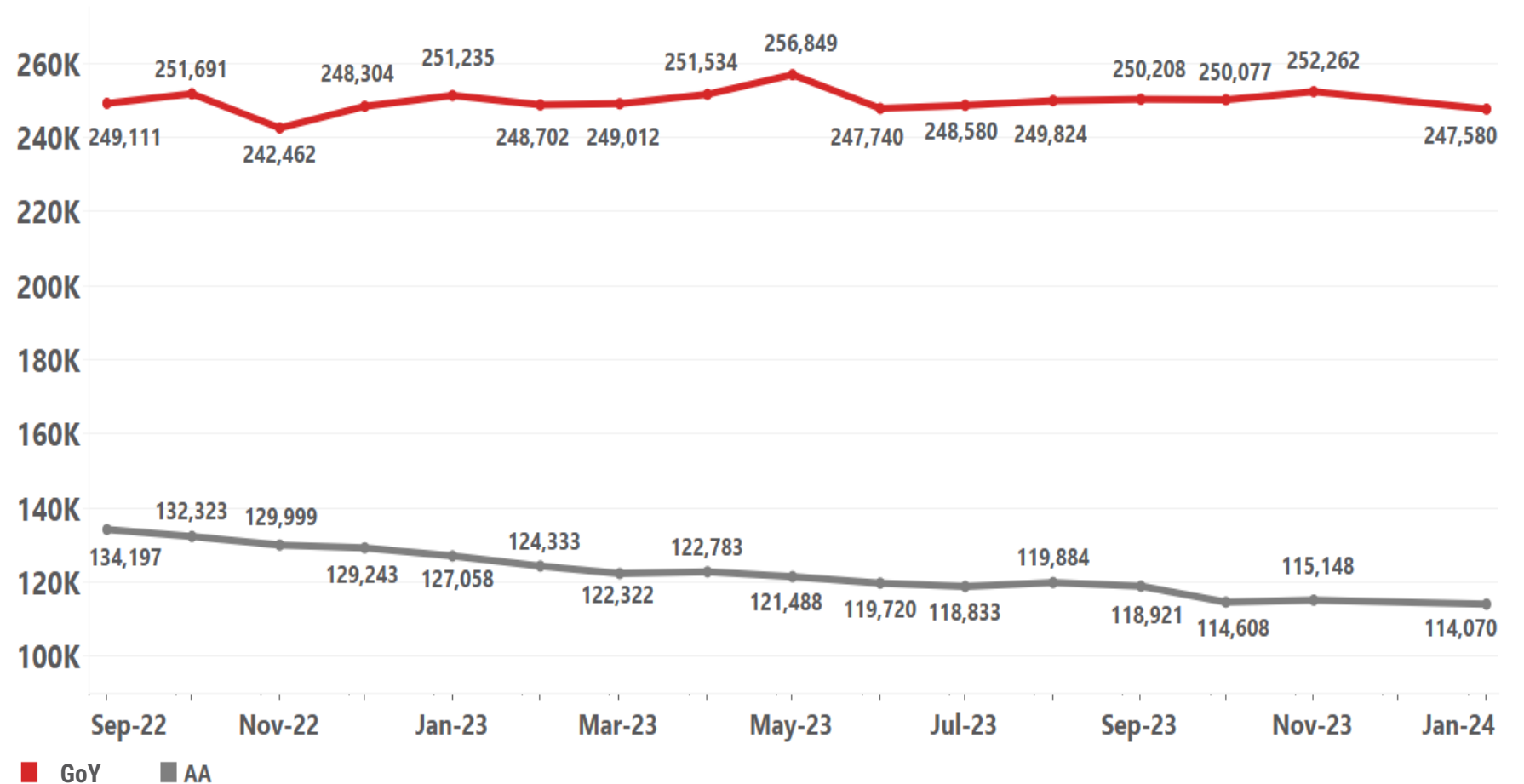
## Government of Yemen (GoY)

Period	Price change
October 2023 - January -2024 (3 months)	-1%
September 2022 – January 2024 (after last MEB revision)	-1%

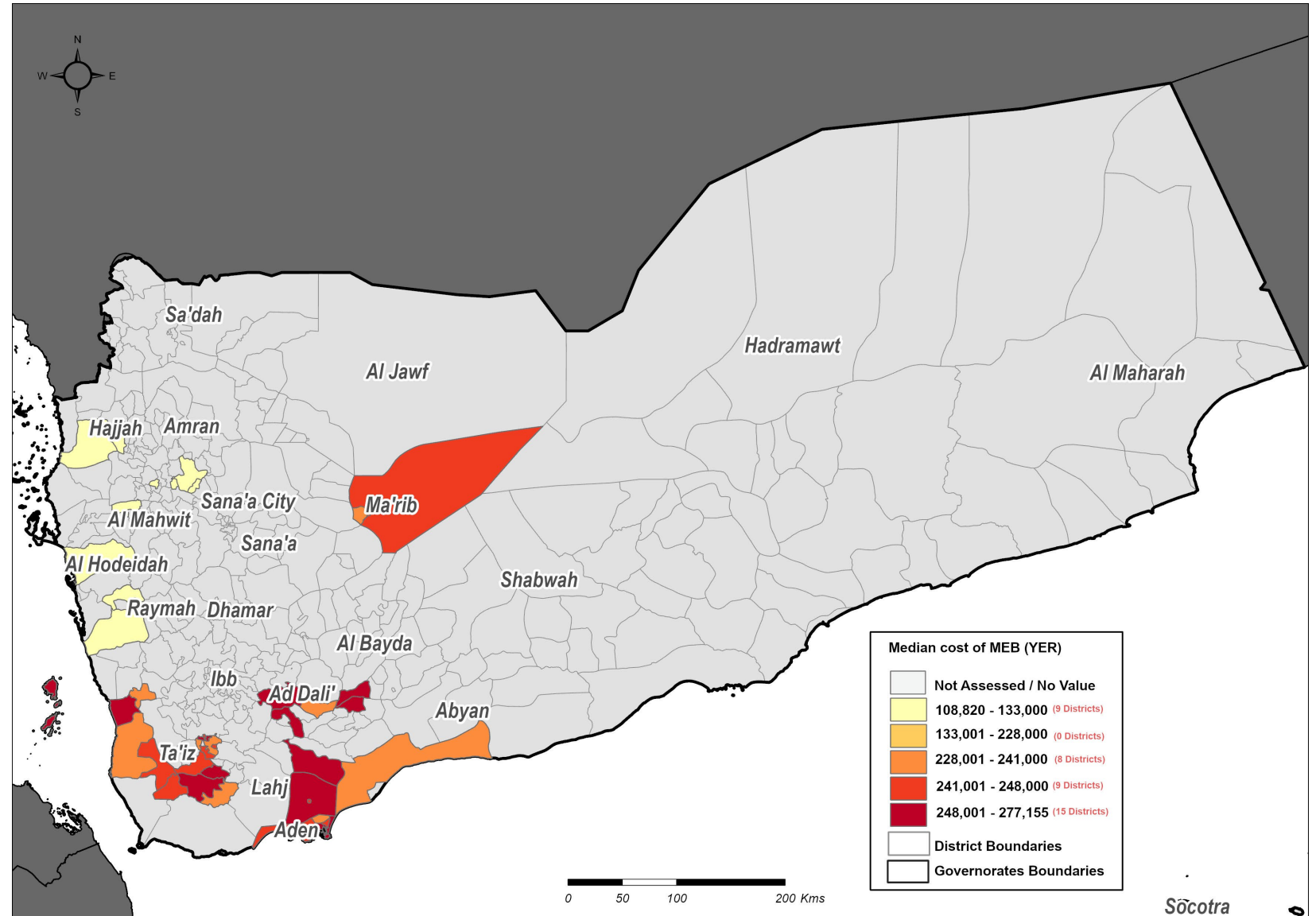
## Ansar Allah Authorities (AA)

Period	Price change
October 2023 - January -2024 (3 months)	-0.5%
September 2022 – January 2024 (after last MEB revision)	-15%

Trend of parallel Total Minimum Expenditure Basket (MEB) in YER



# Median Cost of Total Minimum Expenditure Basket (MEB)





# Median Cost of the Total MEB

- In January 2024, the median cost was 247,580 YER in GoY areas assessed markets and 114,070 YER in AA areas.
- Between October 2023 - January 2024, the Total MEB remained relatively stable (-1% GoY, -0.5% AA).
- Since the last MEB revision (September 2022)
  - A 15% decrease in AA areas has been noted mainly due to the reduction in the Food MEB caused by the price caps\* for food items from the beginning of 2023; and may be also related due to decreased fuel prices in AA areas.
  - The median cost of the Total MEB in GoY areas have remained relatively stable (-1%).
    - Note that there has been a 27% increase in median prices GoY areas since August 2022, which is mainly due to official MEB revision by the CMWG in August 2022 and not a related change in prices.

\*Source: Yemen Eco. List of upper ceilings for the prices of basic and consumer food commodities issued by the Ministry of Industry and Trade in the Government of Sana'a. December 2022.

# Median Cost of Food Minimum Expenditure Basket (MEB)

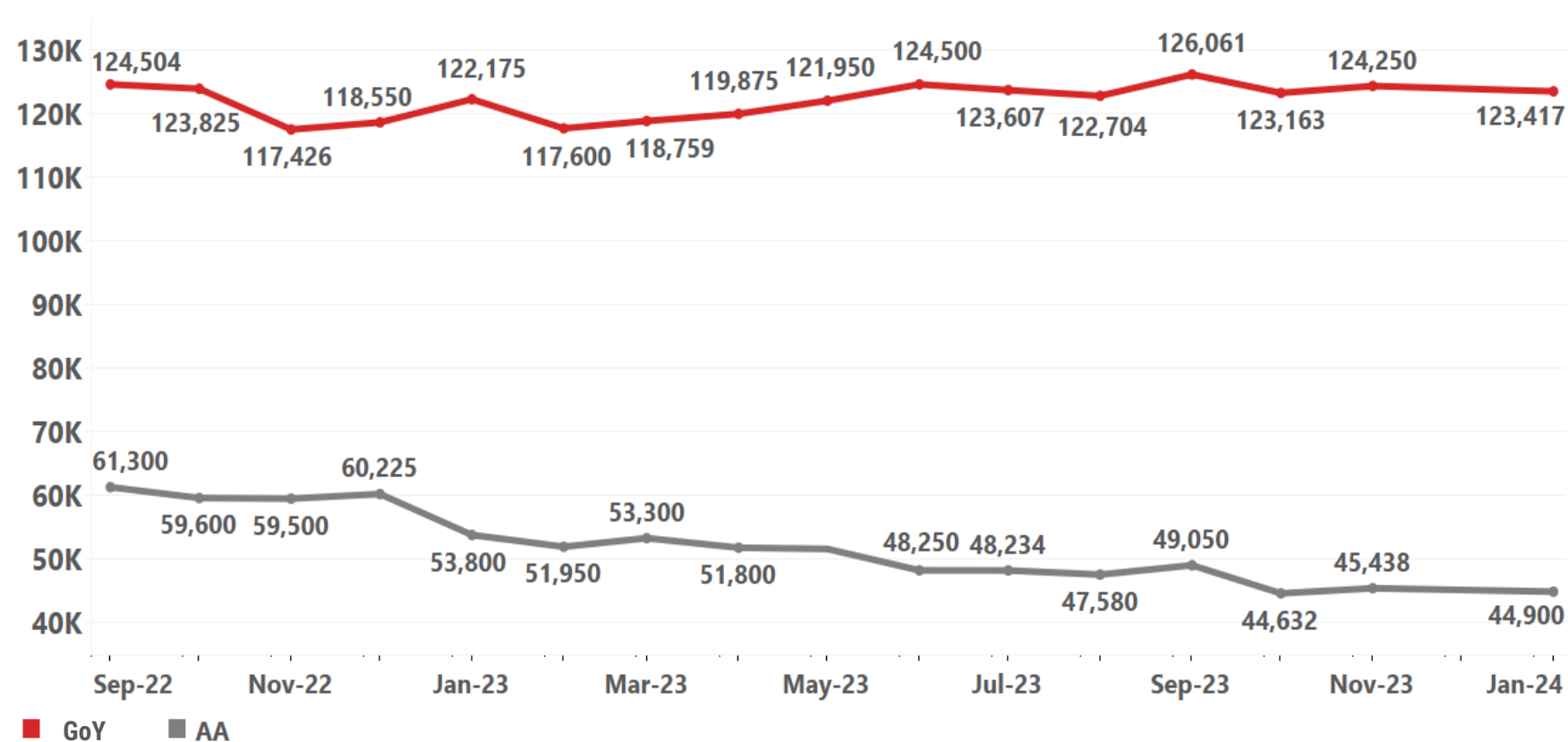
## Government of Yemen (GoY)

Period	Price change
October 2023 - January 2024 (3 months)	0%
September 2022 - January 2024 (since last MEB revision)	-1%

## Ansar Allah Authorities (AA)

Period	Price change
October 2023 - January 2024 (3 months)	+1%
September 2022 - January 2024 (since last MEB revision)	-27%

## Trend of the median cost of Food MEB, in YER



# Median Cost of the Food MEB

- In January 2024, the median cost of the Food MEB was **123,417 YER** in GoY areas and **44,900 YER** in AA areas.
- Between October 2023 - January 2024, the food component of the MEB **remained relatively stable in the GoY (0%) and AA areas (+1%)**, which can be related to normal levels of food imports in that period despite the escalations, as well as stable global food price.\*
- Since the last MEB revision (September 2022):
  - The food component of the MEB has observed a **-27% decrease** in AA areas, for which, as well as potentially reduced fuel prices. The government price cap adjustment (wheat flour, vegetable oil and canned kidney beans) had a major influence
  - In GoY areas prices remained **relatively stable in GoY (-1%)** with slight variations throughout the period. According to vendor KIs and other actors\*, price changes in GoY areas can be driven by the exchange rate volatility and transportation/fuel costs, especially for seasonal products sourced from different cities.

# Median Cost of WASH Minimum Expenditure Basket (MEB)

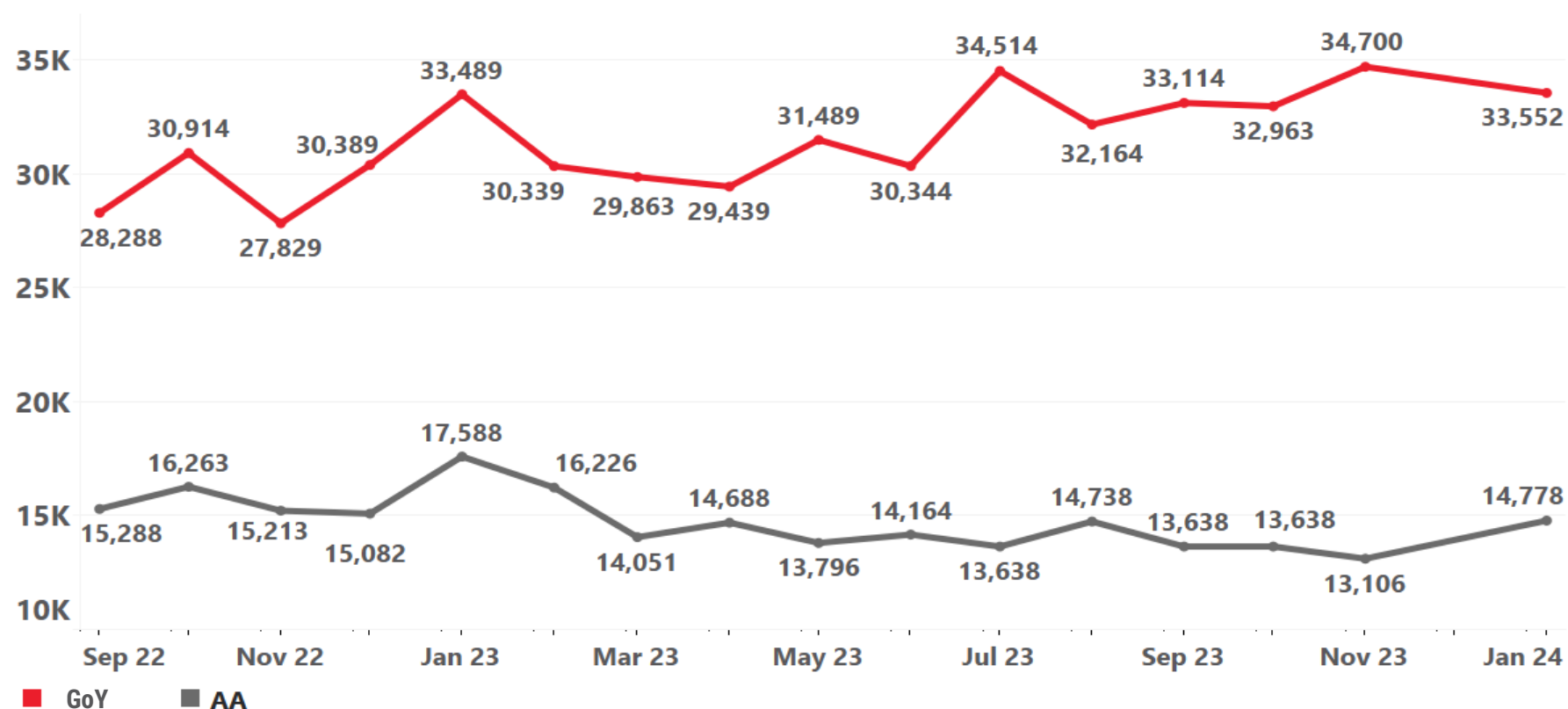
## Government of Yemen (GoY)

Period	Price change
October 2023 - January -2024 (3 months)	<b>+2%</b>
September 2022 – January 2024 (since last MEB revision)	<b>+18%</b>

## Ansar Allah Authorities (AA)

Period	Price change
October 2023 - January -2024 (3 months)	<b>+8%</b>
September 2022 – January 2024 (since last MEB revision)	<b>-3%</b>

## Trend of the median cost of WASH MEB, in YER



# Median Cost of the WASH MEB

- In January 2024, the median cost of the WASH MEB in AA was 14,778 YER in AA areas and 33,552 YER in GoY areas.
- Between October 2023 - January 2024, prices in **AA areas increased (+8%)**, while prices in **GoY areas** remained **relatively stable (+2%)** with some slight fluctuations. Increases in AA areas may stem from fluctuating JMMI coverage and lack of control over water trucking pricing (since July 2023), as reported by the vendors (also prices are not higher than previous prices recorded in 2023).
- Since the last MEB revision (September 2022), prices **increased by +18% in GoY areas** and **slightly decreased in AA areas (-3%)** with more fluctuations throughout the period.
  - **AA areas:** Since July 2023, vendor KIs reported that the lack of control over pricing has an influence on price changes. Also, several of the declines witnessed in the last 1.5 years were influenced by decreases in water trucking costs, exemplified by the period from January to March 2023).
  - **GoY areas:** The variations in prices are primarily influenced by the unstable exchange rate of the Yemeni Riyal. According to KIs, some water trucking services are not available in the markets due to use on private water wells (projects), which are free of charge.
  - Across 2023, there was a challenge in monitoring the prices of water trucking, sanitary napkins, and treated water due to the low rate of demand by the community leading to less presence in sale.

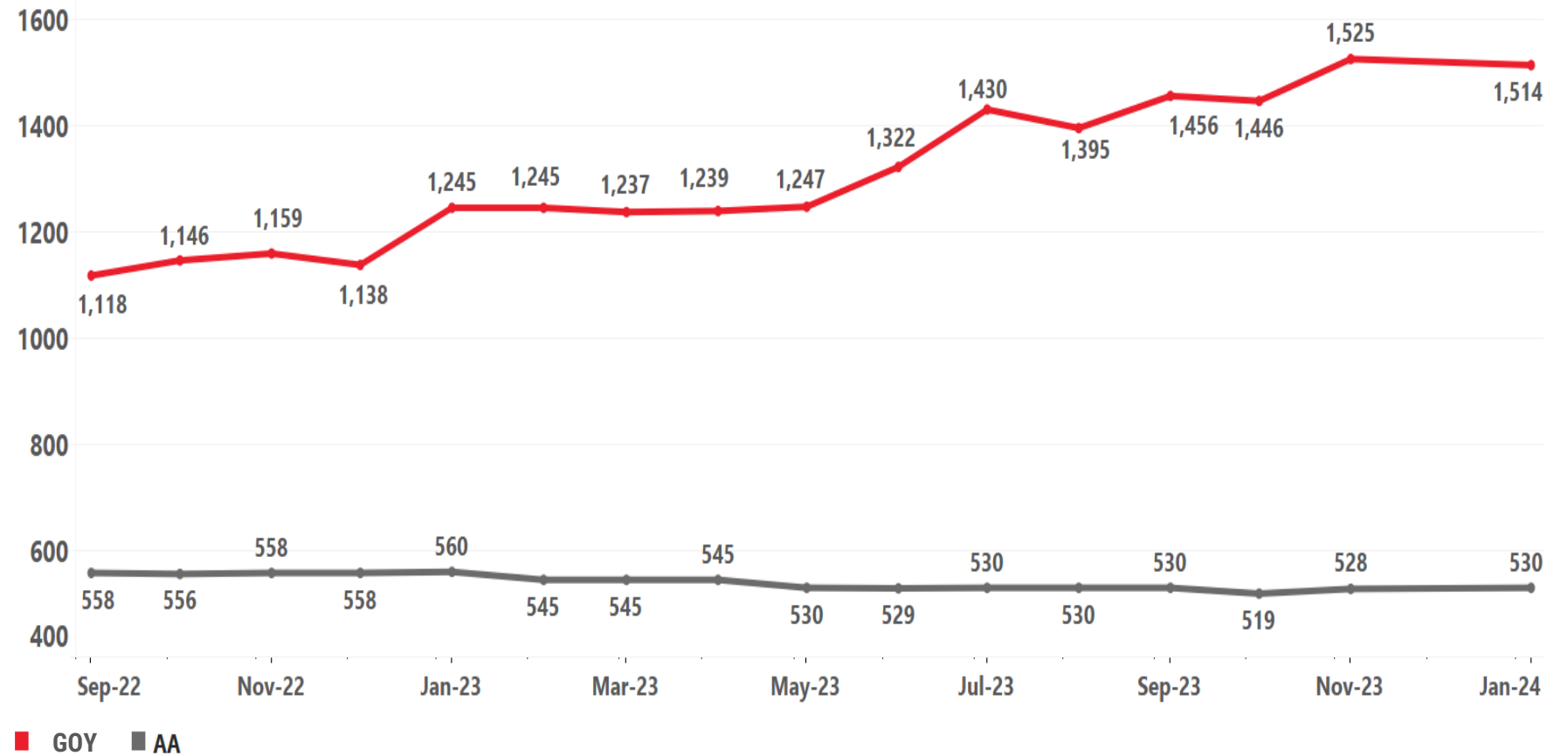
# Exchange Rate

## Government of Yemen (GOY)

Period	Price change
October 2023 - January -2024 (3 months)	+5%
September 2022 – January 2024 (since last MEB revision)	+35%

## Ansar Allah Authorities (AA)

Period	Price change
October 2023 - January -2024 (3 months)	+2%
September 2022 – January 2024 (since last MEB revision)	-5%



# Exchange Rate

- In January 2024, the parallel exchange rate was at 1,514 YER in GoY areas and 530 YER in AA areas.
- Between October 2023 - January 2024, the exchange rate has remained relatively stable in AA areas (+2%) (but not above previous rates recorded in 2023); while it has increased in GoY areas (+5%).
- Since the last MEB revision (September 2022), the exchange rate in AA areas has decreased (-5%), while it has significantly increased in GoY areas (+35%). The fluctuations in exchange rate, especially GoY areas, is related to the decline in foreign exchange reserves at the Central Bank. This depletion is a consequence of reduced oil exports, the primary source of foreign currency income.

## Dual exchange rate regime in Yemen

There are currently two exchange rates in Yemen, split between AA and GoY areas. Since November 2019, the Central Bank in Aden printed new notes, which were banned by AA authorities in their areas. As a result, the YER in GoY areas depreciated significantly against the US\$, while the YER in AA areas remained largely stable.

# Cooking Gas

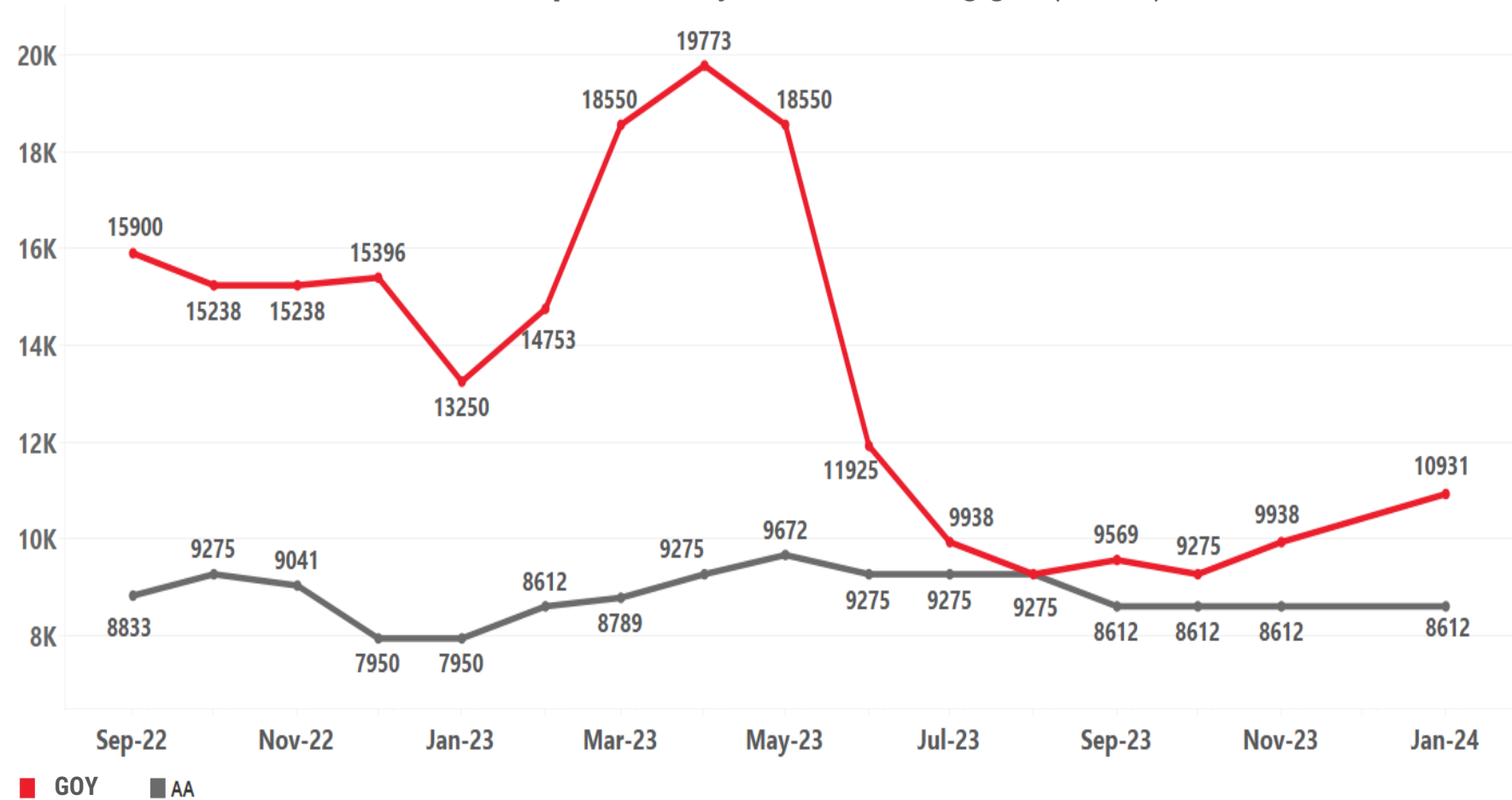
## Government of Yemen (GOY)

Period	Price change
October 2023 - January -2024 (3 months)	<b>+18%</b>
September 2022 – January 2024 (since last MEB revision)	<b>-31%</b>

## Ansar Allah Authorities (AA)

Period	Price change
October 2023 - January -2024 (3 months)	<b>0%</b>
September 2022 – January 2024 (since last MEB revision)	<b>-2.5%</b>

Trend of the median price of 1 cylinder of cooking gas (in YER)



\*NOTE: Cooking gas prices in GoY areas dropped heavily in June 2023, due to AA's decision of banning domestic gas imports from GoY, which resulted in increased availability of this item in the market and led vendors to decrease the prices.



# Cooking Gas

- In January 2024, the median price of 1 cylinder of cooking was at 10,931 YER in GoY areas and 8,612 YER in AA areas.
- Between October 2023 - January 2024, the price has **remained stable in AA areas (0%)**, while it significantly **increased in GOY areas (+18%)**. The price increase in GoY areas may be due to the volatile exchange rate, as stated by vendor KIs.
- Since the last MEB revision (September 2022), the price has **fluctuated heavily in GoY areas** with stark **increases** between September 2022 and May 2023, followed by a drop from June 2023 onward and continuous fluctuating at a lower rate; with a **decrease of 31%** between September 2022 and January 2024. Meanwhile, prices of cooking gas have also fluctuated, but at a more stable level and have in total **decreased by 2.5% in AA areas**.

The AA's ban of importing cooking gas from GoY since April 2023 caused a notable influence on the median prices in both economies:

- **In GoY areas:** Generally, the median prices have changed due to the increased availability of this item in the marketplace after this decision. Yet the prices continued to increase between October 2023 and January 2024 likely due to the unstable exchange rate and / or verity of the source type. Most interviews were conducted with vendor KIs from commercial stations, where freedom of pricing is more obvious compared to YPC affiliated stations.
- **In AA areas:** In May 2023, the AA authority increased the prices in its affiliated stations prior to the decision the ban. In July 2023, the authority announced to decrease the prices due to the stability of supply from Al Hodeidah port.

# Petrol

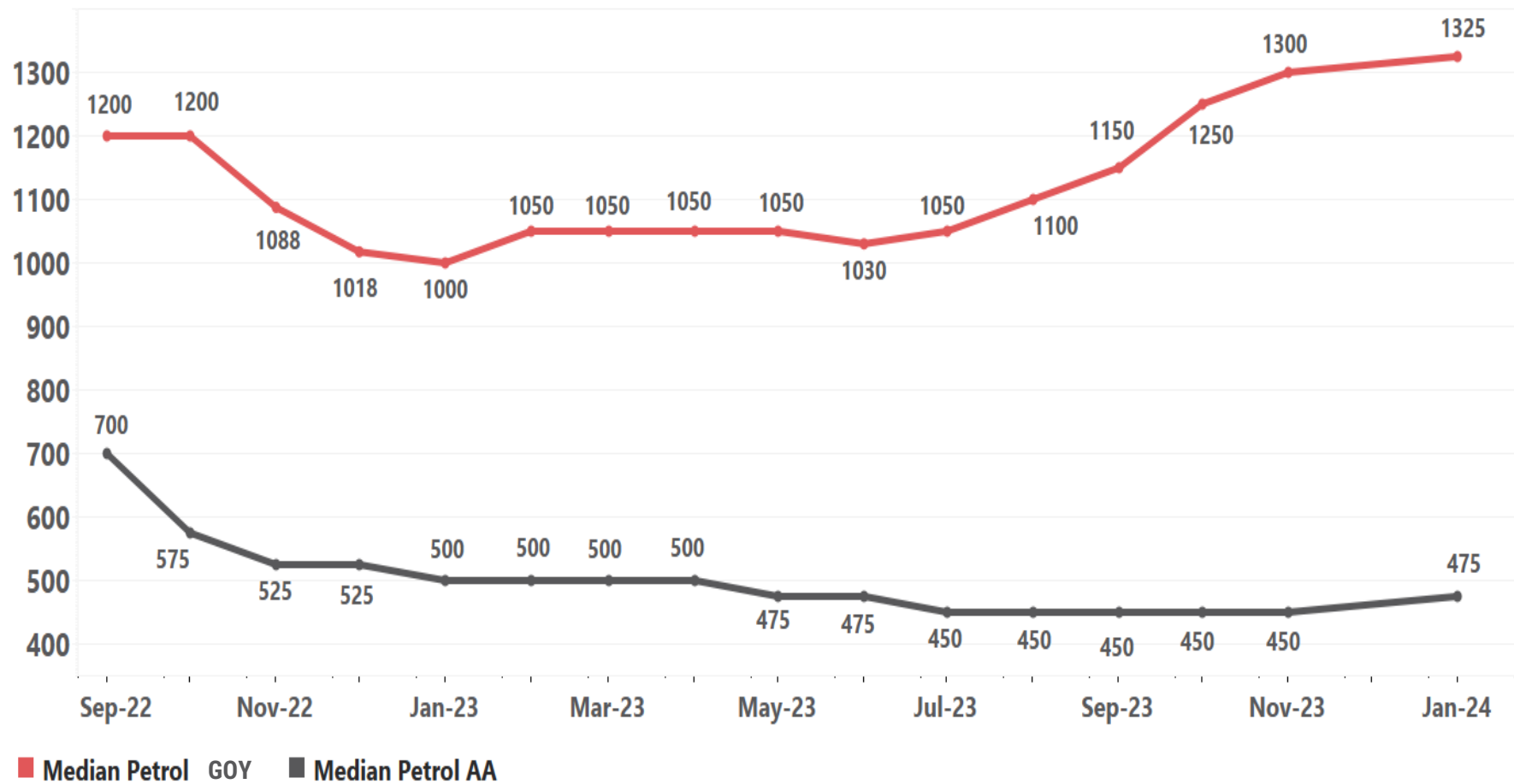
## Government of Yemen (GoY)

Period	Petrol Price change
October 2023 - January -2024 (3 months)	<b>6%</b>
September 2022 – January 2024 (since last MEB revision)	<b>+10%</b>

## Ansar Allah Authorities (AA)

Period	Petrol Price change
October 2023 - January -2024 (3 months)	<b>+6%</b>
September 2022 – January 2024 (since last MEB revision)	<b>-32%</b>

## Trend of the median price of 1 L Petrol, in YER



# Diesel

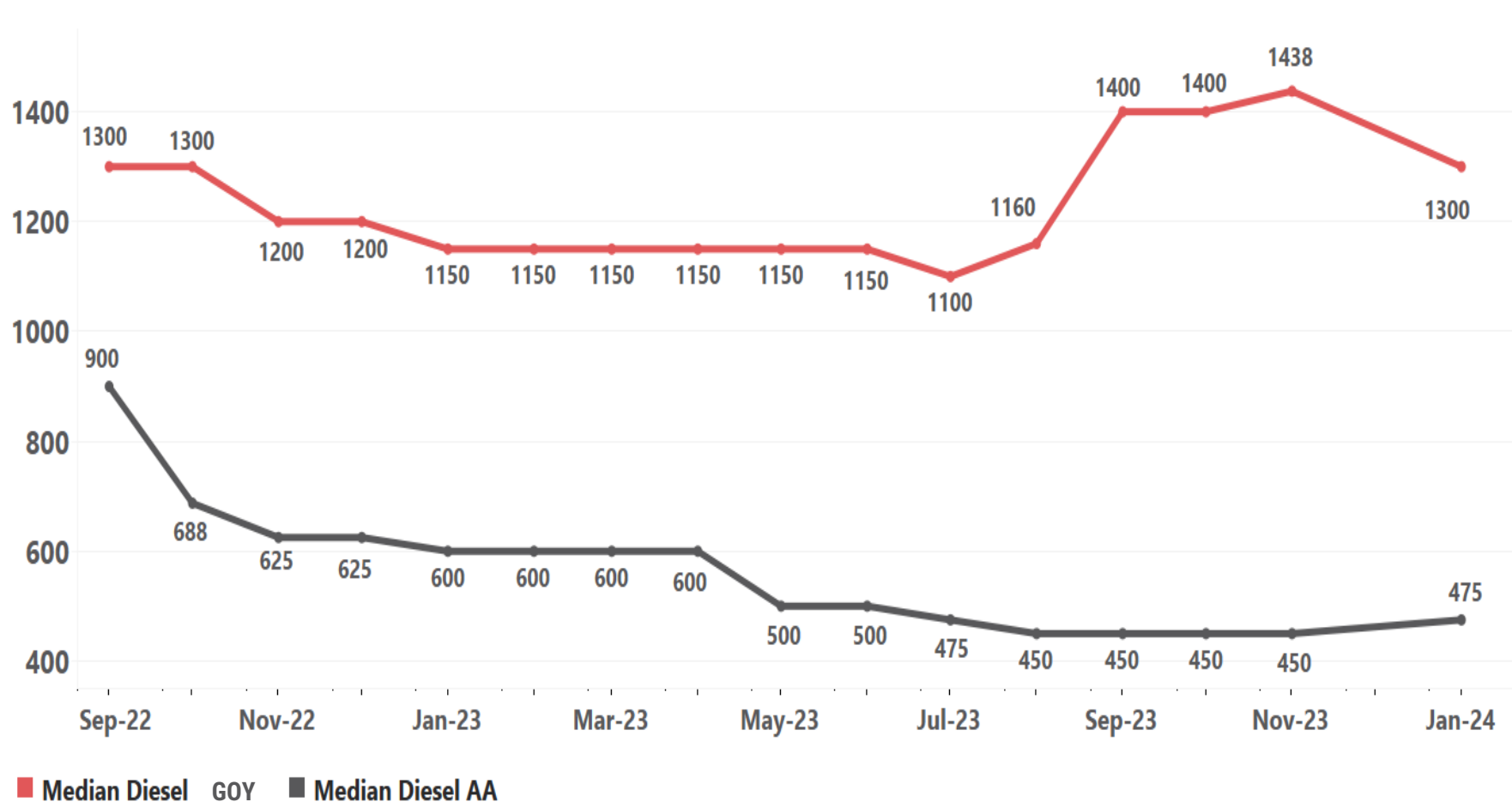
## Government of Yemen (GoY)

Period	Diesel Price change
October 2023 - January -2024 (3 months)	-7%
September 2022 – January 2024 (since last MEB revision)	0%

## Ansar Allah Authorities (AA)

Period	Diesel Price change
October 2023 - January 2024 (3 months)	+6%
September 2022 – January 2024 (since last MEB revision)	-44%

### Trend of the median price of 1 L Diesel, in USD



# Median Prices of Petrol & Fuel

- Between October 2023 - January 2024 :
  - The price of **Petrol** has **increased in GoY and AA areas (+6% each)**. Based on vendor information this is due to high transportation costs from the imported ships and unstable exchange rate.
  - The price of **Diesel** **reduced in GoY (-7%)**, while it **increased in AA areas (+6%)** due to the increased shipping cost from newly arrived ships to Al Hodaidah port.
- Since the last MEB revision (September 2022):
  - The price of **Petrol** has been **fluctuating in GoY areas** and **increasing (+10%)** since September 2022, overall increasing since September 2023. In **AA areas**, petrol prices have been **gradually and starkly decreasing (-32%)**.
  - The price of **Diesel** has also been fluctuating in **GoY areas**, **rising** since September 2023. In **AA areas**, the prices have **decreased steadily and more drastically (-44%)**.
  - The price increases in GoY areas partly stem from the unstable exchange rate and increase of the global demand on oil derivatives. Also, variation in price changes in GoY/AA areas may stem from coverage changes and obtaining prices from different types of stations (i.e., YPC, commercial & informal market).

# JMMI Outputs



## Datasets

Cleaned datasets of individual JMMI rounds



## Situation Overview

Highlights trends and figures of individual JMMI round



## Interactive Dashboard

Access to longitudinal data, visualization and analysis tools.

A world map is shown in a light gray, semi-transparent style, overlaid on a background of a light gray geometric pattern of interconnected lines forming various polygonal shapes. The map is centered on the Atlantic Ocean. In the center of the map, the number '02' is displayed in a bold, red, sans-serif font.

02

# Medication Monitoring

# Medication Monitoring in January 2024

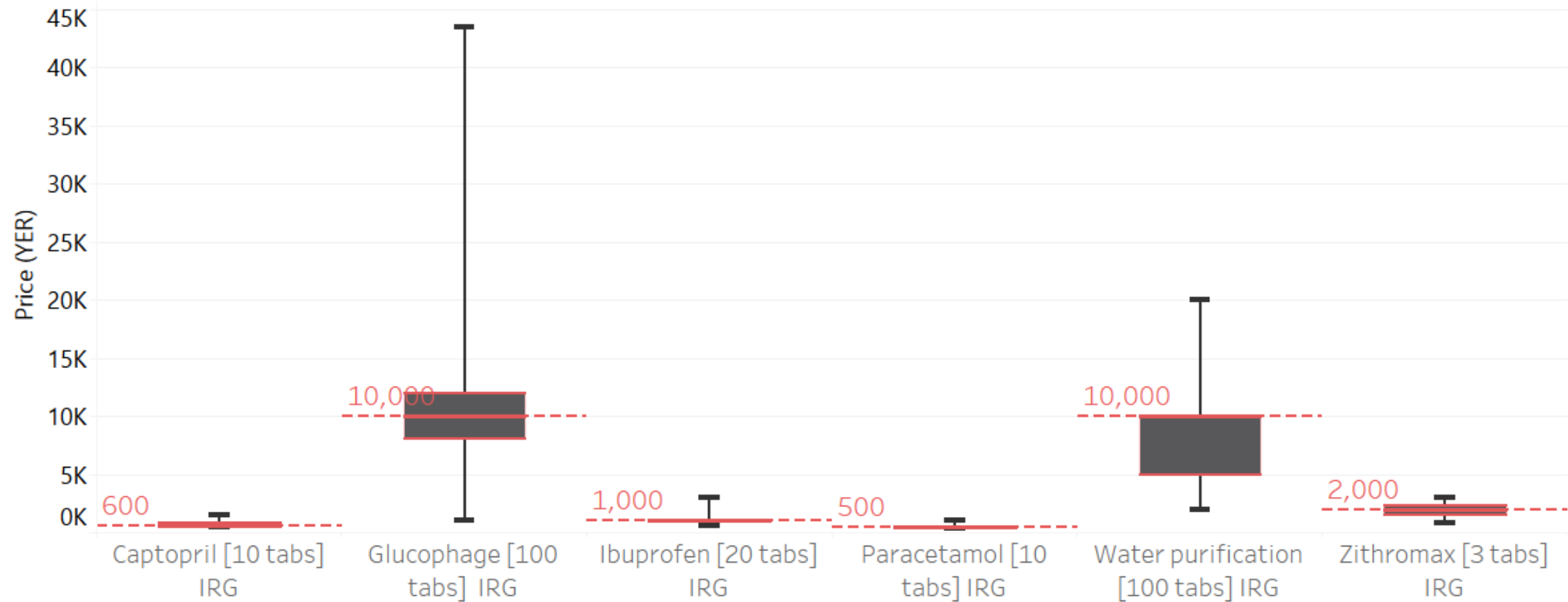
- REACH conducted monitoring of medication prices in October 2022, July 2023 and latest January 2024
- 150 KIs from pharmacies across **10 Governorates (7 GOY / 4 AA\*)** and **39 Districts (27 GOY / 12 AA)**.
- Zithromax is the most expensive assessed medication per tablet.
- It is witnessed that the prices of medications in pharmacies located in urban areas are **higher** than those in rural areas.
- Since July 2023, prices increased in GoY areas for some medication, but decreased in AA areas. This may be due to the unstable exchange rate in GoY; while in AA, it may be due to availability fluctuation, taxation and variety of brands, as reported by KIs.
- REACH hopes to review these findings with the Health Cluster for input/verification!

Item	Number of tablets	GoY	AA
		Median price YER	Median price YER
Captopril	10	600	250
Zithromax	3	2,000	1,200
Ibuprofen	20	1,000	550
Paracetamol	10	500	200
Glucophage	100	10,000	5,000
Water purification	100	10,000	2,000

\*Note: Al Hudaydah is in a distributed area, following both GoY and AA.

# Medications prices in January 2024: GoY

Median prices of medication in GoY areas, in YER

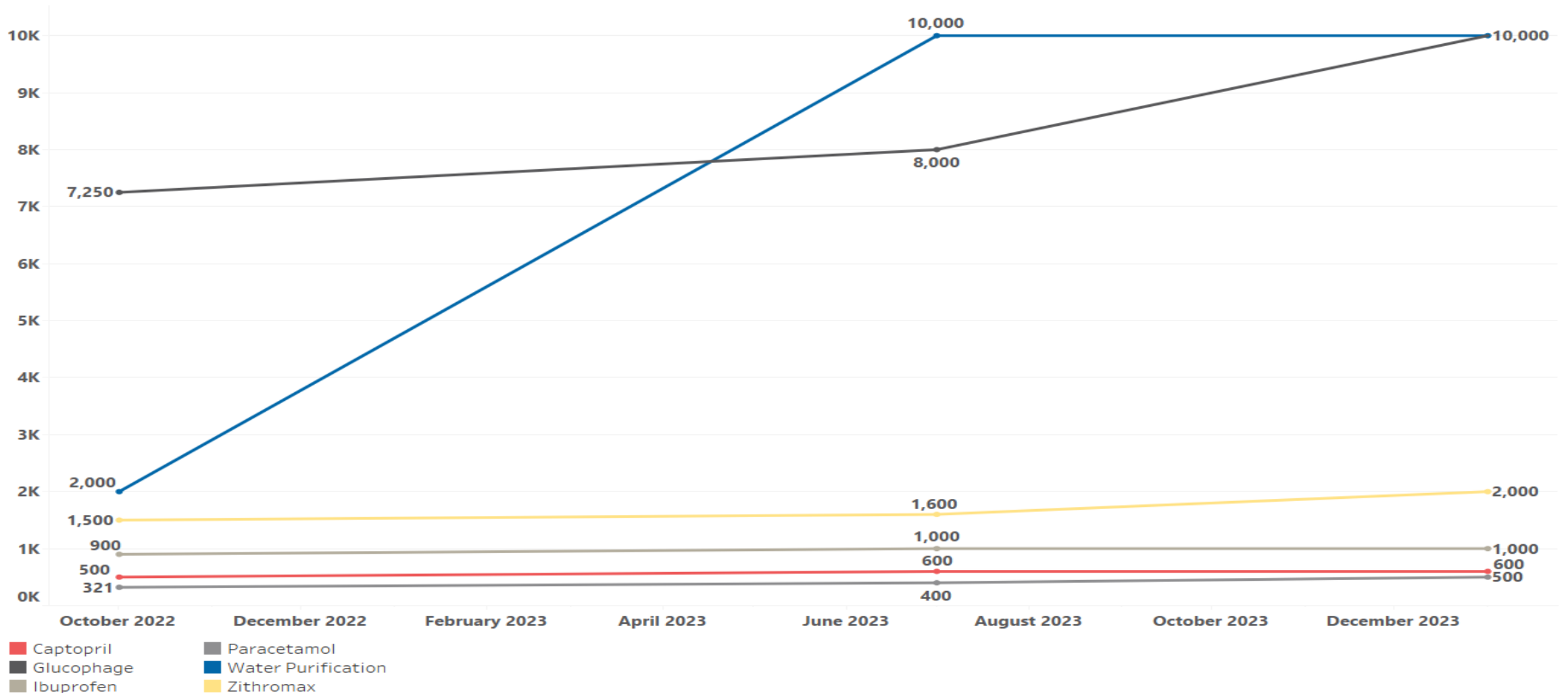


Period	Captopril	Glucophage	Ibuprofen	Paracetamol	Zithromax	Water purification
Price changes July 2023 - January 2024 (6-month period)	0%	+25%	0%	+25%	+29%	0%



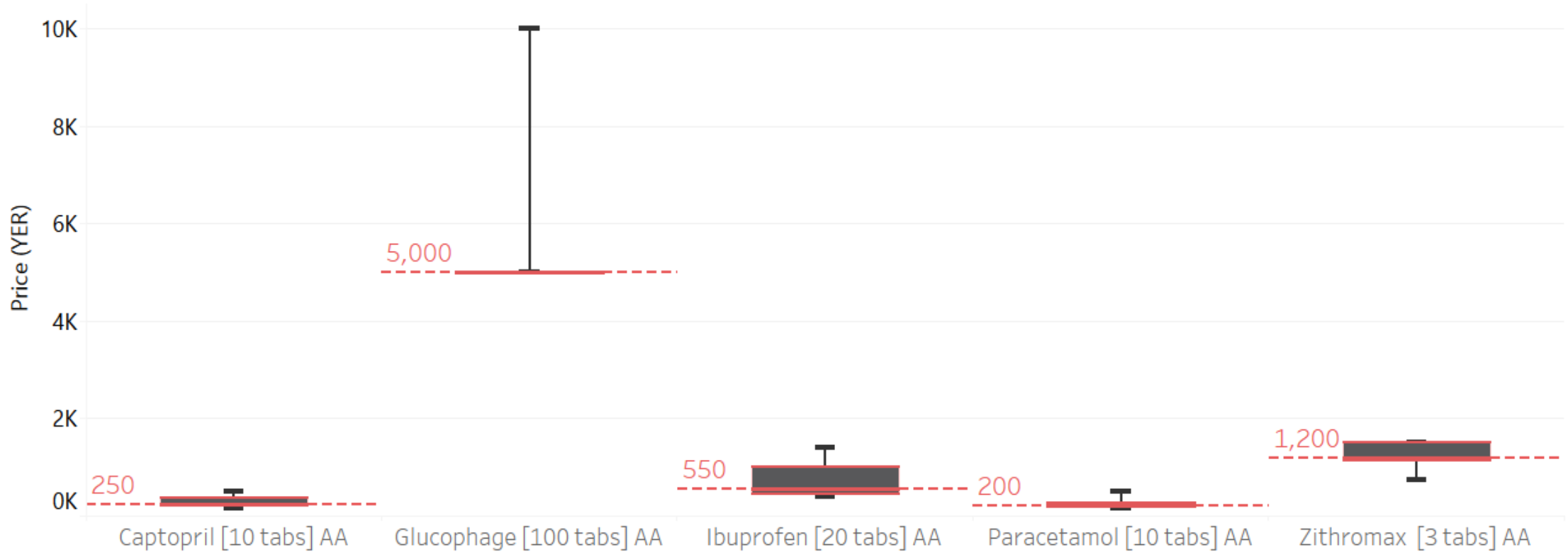
# Trends in medication prices: GoY

Trends in median prices of medication in GoY areas (October 2022, July 2023, January 2024), in YER



# Medication prices in January 2024: AA

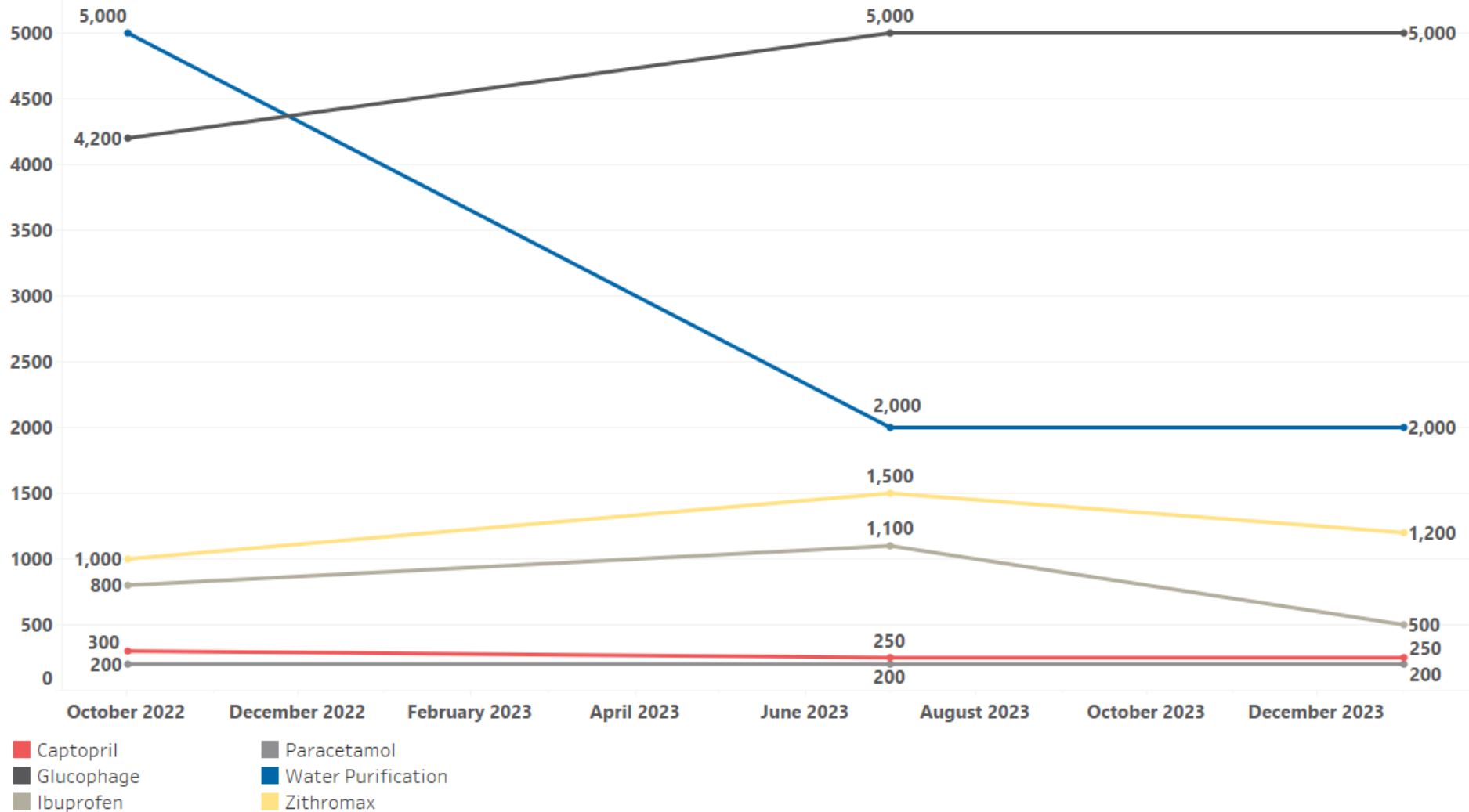
Median prices of medication in AA areas, in YER



Period	Captopril	Glucophage	Ibuprofen	Paracetamol	Zithromax	Water purification
Price changes July 2023 - January 2024 (6-month period)	0%	0%	-45%	0%	-20%	0%

# Trends in medication prices: AA

Trends in median prices of medication in AA areas (October 2022, July 2023, January 2024), in YER



# Thank you for your attention



[impact.yemen@impact-initiatives.org](mailto:impact.yemen@impact-initiatives.org)



**REACH** Informing  
more effective  
humanitarian action

# Annex 1: JMMI Methodology

- CASH partners collect data every month.
- Enumerators conduct key informant (KI) interviews vendors using a structured survey tool.
  - ❖ Food and/or WASH vendors
  - ❖ Water truckers
  - ❖ Currency exchange offices
  - ❖ Fuel stations
  - ❖ Pharmacies (Quarterly basis)
- Data is checked for outliers and errors by REACH.
- At least 3 price observations should be collected per monitored item, per district (ideal scenario).
- Prices are calculated using medians.
- All findings are indicative for the markets and districts assessed.

# Annex 2: JMMI MEB Calculation Methodology

## WASH MEB

Four items + lumpsum

The lumpsum (288 YER in AA, 539 YER in GoY) is for water purification tablets and was added to the WASH MEB basket since September 2022.



Soap (1.05 kg)



Water trucking (3.15 m3)



Laundry powder (2 kg)



Sanitary napkins (5 packs of 10)



+ Lumpsum

## Food MEB

Five items

The beans component of the Food MEB is calculated in three ways:

- Dry beans
- Canned beans

Unless indicated otherwise, REACH uses the Food MEB using canned beans.



Wheat flour (75 kg)



Iodized salt (1 kg)



Vegetable oil (8 L)



Kidney beans (10 kg)



Sugar (2.5 kg)

## Total MEB



WASH MEB

Food MEB

Lumpsum

Total MEB

The final lumpsum is composed of:

- The cost of cooking gas (1 cylinder )
- Lump sum values for shelter, health and services.