

OVERALL FINDINGS: 6-12 MARCH

- 133 out of 1,183 ISMI-covered communities in Aleppo, Ar-Raqqa, Deir-ez-Zor, Hama, Homs and Idleb governorates experienced inward or outward movement of IDPs:
 - 43,184 IDP arrivals
 - 12,390 IDP departures
- The majority of recorded displacement occurred in the eastern countryside of Aleppo, mostly in conflict-affected areas of Al-Khafsa, Dayr Hafir and Menbij sub-districts;¹ 18,320 IDP arrivals from nearby areas reported in Jeb Elhamam Mestaha in northern Al-Khafsa sub-district.
- Secondary displacement of almost 1,000 IDPs from Ar-Raqqa city in anticipation of the continuing Ar-Raqqa offensive.²

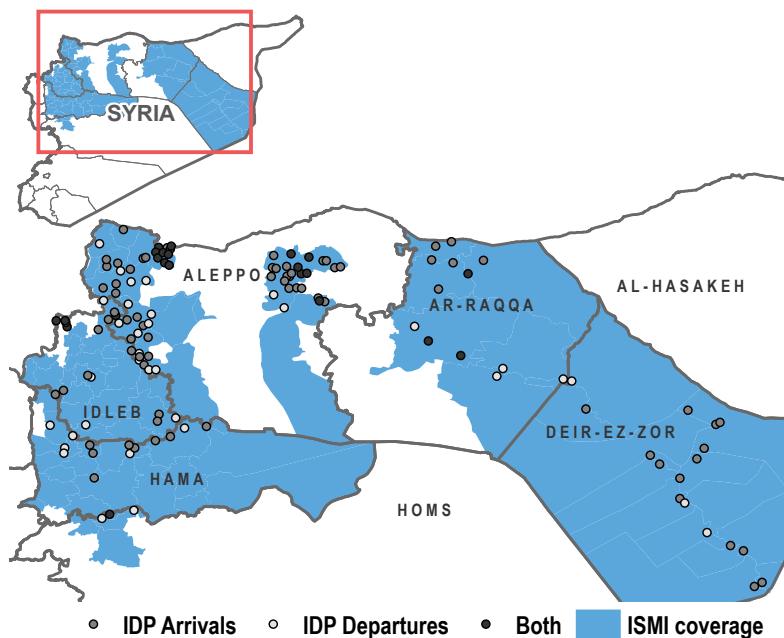


Table 1: Recorded IDP arrivals to ISMI-covered communities, by governorate, 6-12 March 2017

		IDP ARRIVALS					Last week	Week before	
		Reported arrivals (# IDPs)	Communities with largest IDP arrivals (# IDPs)		Most common origins ³ of IDP arrivals (# IDPs)		Change to last week	Reported arrivals (# IDPs)	Reported arrivals (# IDPs)
GOVERNORATE	Aleppo	38,877	Jeb Elhamam Mestaha (18,320)	Menbij (5,178)	Al-Khafsa (13,398)	Dayr Hafir (7,827)	↑	20,205	3,392
	Idleb	1,785	Atma Camp (570)	Dana (455)	Ariha (267)	Tramla (210)	↓	2,320	2,739
	Ar-Raqqa	1,622	Ein Issa (714)	Ar-Raqqa (513)	Maskana – Onaiza (303)	Ras al Ein (285)	↑	596	417
	Deir-ez-Zor	532	Basira (105)	Hrejji (66)	Al Mayadin (179)	Ar-Raqqa (94)	↑	280	339
	Hama	323	Kafr Eltoon (60)	Latmana (49)	Ariha (35)	Idleb (25)	↑	288	124
	Homs	45	Ar-Rastan (45)	NA	Zafraniya (30)	Makrumiyeh (15)	↓	105	95

Table 2: Recorded IDP departures from ISMI-covered communities, by governorate, 6-12 March 2017

		IDP DEPARTURES					Last week	Week before	
		Reported departures (# IDPs)	Communities with largest IDP departures (# IDPs)		Most common destinations of IDP departures (# IDPs)		Change to last week	Reported departures (# IDPs)	Reported departures (# IDPs)
GOVERNORATE	Aleppo	9,324	Menbij (2,676)	Jeb Elhamam Mestaha (1,636)	Al Bab (3,142)	Abu Qalqal (1,271)	↑	5,865	4,712
	Ar-Raqqa	1,426	Ar-Raqqa (912)	Karama (140)	Ein Issa (126)	Jarablus (114)	↑	526	1,981
	Idleb	1,333	Ariha (630)	Dana (315)	Sarmada (480)	Turkey (205)	↓	1,472	784
	Hama	172	Kafr Nabutha (60)	Fayda (25)	Bijfas (42)	Halfaya (37)	↓	765	205
	Deir-ez-Zor	78	Tishrine (32)	Jazaret Elbuhmeid (28)	Mrat (32)	Bubadran (28)	↑	74	20
	Homs	57	Wazeyeh (32)	Grandad (15)	Lebanon (32)	Dar Kabira (15)	↓	88	25

¹ UNOCHA, [Syria: Flash Update: Eastern Countryside of Aleppo, 5 March 2017](#)

² UNOCHA, [Ar-Raqqa Situation Update No.2, 6 March 2017](#)

³ Location of origin refers to the most recent location from which IDPs have departed.

ALEPPO GOVERNORATE

Recorded IDP arrivals

- 38,877 IDPs

% of arrivals from other governorates

- 1%

Most common shelter of newly arrived IDPs

- Individual tents (22,715 IDPs)
- Rented/owned housing (3,831 IDPs)

Recorded IDP departures

- 9,324 IDPs

% of departures to other governorates


- 2%

Most common reasons for IDPs leaving Aleppo communities

- Family reunification elsewhere

38,877 IDP arrivals were reported across ISMI-covered communities in Aleppo governorate over the past week, with the vast majority recorded in **Al-Khafsaa (18,714)** and **Menbij (11,269)** sub-districts in the conflict-affected eastern part of the governorate. In particular, **18,320 IDPs arrived in the community of Jeb Elhamam Mestaha in northern Al-Khafsaa sub-district, including 10,830 from Al-Khafsaa town, 3,990 from Dayr Hafir and 2,280 from Maskana – Onaiza.** More than half of the reported new IDP arrivals were living in individual tents (22,715 IDPs), including 16,530 in Jeb Elhamam Mestaha. **Secondary displacement of 9,324 IDPs** was also reported. This included 3,142 IDP departures to Al-Bab city, of which 2,142 were from Menbij city, and 1,271 departures from Jeb Elhamam Mestaha to Abu Qalqal.

Figure 1: Reported arrivals to sub-district (# IDPs)



Map 1: Major displacements to ISMI-covered communities in Aleppo governorate

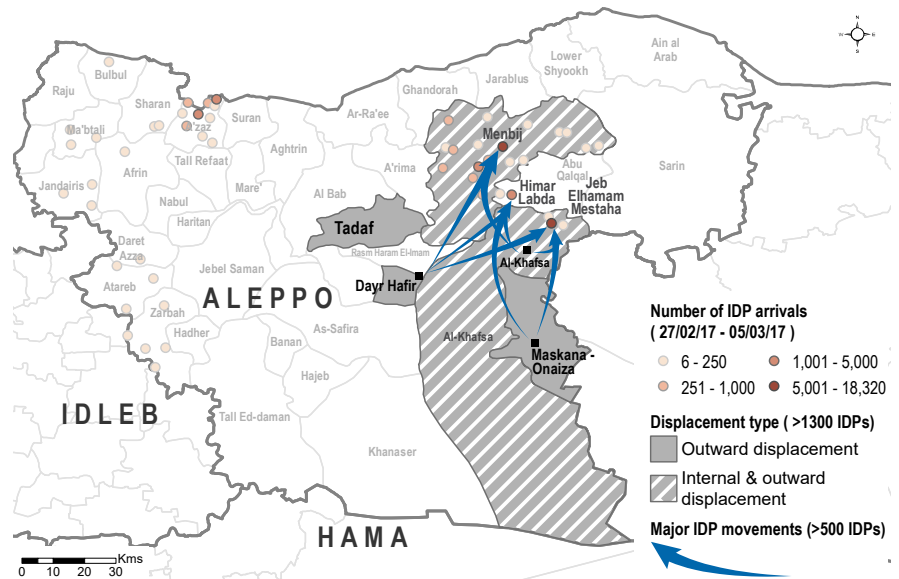


Figure 2: Five ISMI-covered communities receiving largest IDP arrivals (# IDP)

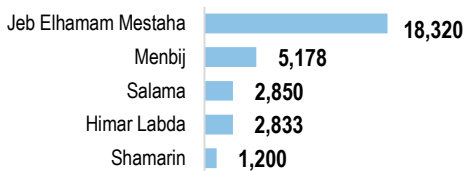
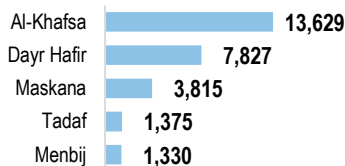


Figure 3: Five most common sub-districts of origin of arrivals³ (# IDP)



IDLEB GOVERNORATE

In total, **1,785 IDPs arrived to ISMI-covered communities in Idleb**; the vast majority of whom arrived in communities within Dana sub-district (1,270) (Figure 4, 5). In contrast with recent weeks, more than half of reported IDP arrivals in Idleb were from communities within the governorate, including 267 from the community of Ariha (Ariha sub-district) and 210 from Tramlala (Kafr Nobol sub-district). **Secondary displacement of IDPs** was also recorded with **1,333 IDPs leaving ISMI-covered communities**, most commonly from Ariha (630) and Dana (516) sub-districts. Departing IDPs generally travelled to communities in Dana (585) and Salqin (258) sub-districts, or to Turkey (205).

Figure 4: Reported arrivals to sub-districts (# IDPs)

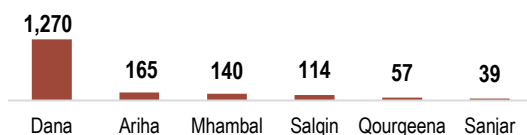


Figure 5: Five ISMI-covered communities receiving largest IDP arrivals (# IDPs)

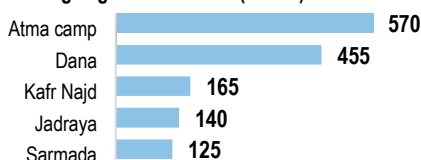
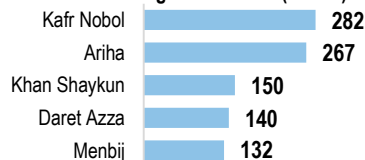


Figure 6: Five most common sub-districts of origin of arrivals³ (# IDPs)



Recorded IDP arrivals

- 1,785 IDPs

% of arrivals from other governorates

- 46%

Most common shelter of newly arrived IDPs

- Hosted accommodation (621 IDPs)
- Camps (417 IDPs)

Recorded IDP departures

- 1,333 IDPs

% of departures to other governorates

- 32%

Most common reasons for IDPs leaving Idleb communities

- Family reunification elsewhere

AR-RAQQA GOVERNORATE

Recorded IDP arrivals

- 1,622 IDPs
- % of arrivals from other governorates: 71%

Most common shelter of newly arrived IDPs

- Camps (798 IDPs)
- Hosted accommodation (407 IDPs)

Recorded IDP departures

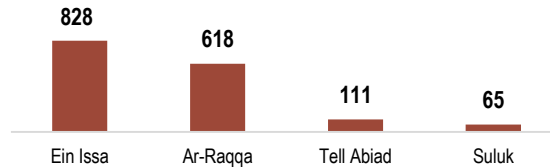
- 1,426 IDPs
- % of departures to other governorates: 16%

Most common reasons for IDPs leaving Ar-Raqqa communities

- Reduced access to food

In total **1,622 IDPs** were recorded arriving in ISMI-covered communities, more than half of which arrived in Ein Issa sub-district (828) and were mostly living in camps (798). The majority of IDP arrivals, both in Ein Issa and Ar-Raqqa governorate overall, were from eastern Aleppo governorate, including Maskana (588) and Al-Khafsa (249) sub-districts. Movement into Ar-Raqqa sub-district was also reported, with 513 IDPs arriving in Ar-Raqqa city. **Secondary displacement of 1,426 IDPs was recorded, most commonly from Ar-Raqqa city (912)**, with reduced access to food cited as the most common reason for departure.

Figure 7: Reported arrivals to sub-district (# IDPs)



Map 2: Major displacement from ISMI-covered communities in Ar-Raqqa governorate

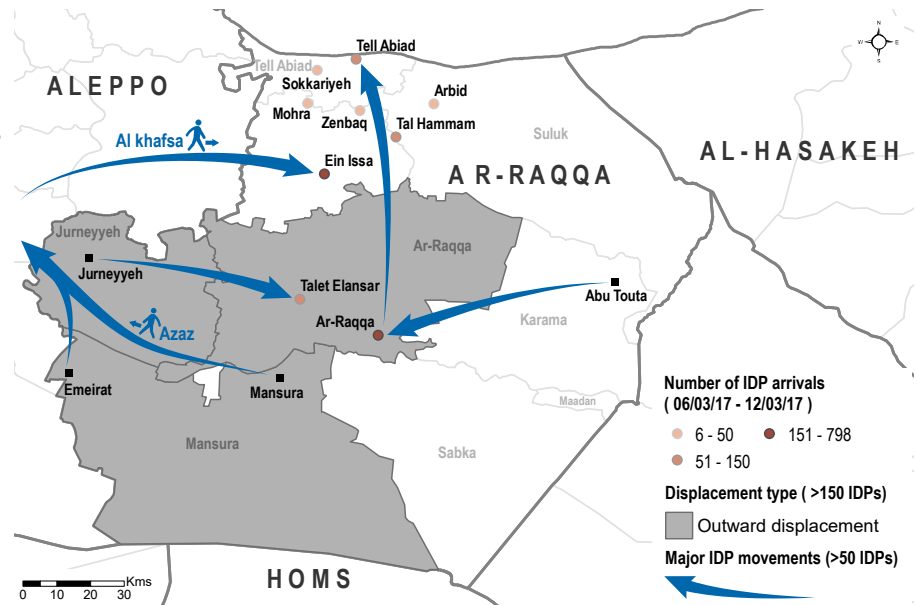


Figure 8: Five ISMI-covered communities receiving largest IDP arrivals (# IDPs)

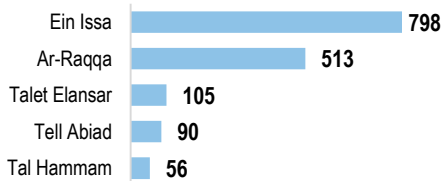
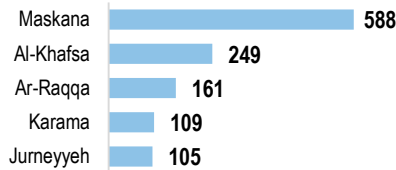


Figure 9: Five most common sub-districts of origin of arrivals³ (# IDPs)



HAMA GOVERNORATE

In total, **323 IDPs** arrived in 9 ISMI-covered Hama communities during the past week, over half of which arrived in Kafr Zeita (85) and Hamra (78) sub-districts. While movement largely originated from within the governorate, limited numbers of IDPs also arrived from Idleb (60) and Rural Damascus (35) governorates. Meanwhile, **172 IDPs also departed from ISMI-covered communities**, of which 60 went to Kafr Nabutha sub-district in Idleb governorate and the rest departed to destinations within Hama governorate.

Figure 10: Reported arrivals to sub-districts (# IDPs)

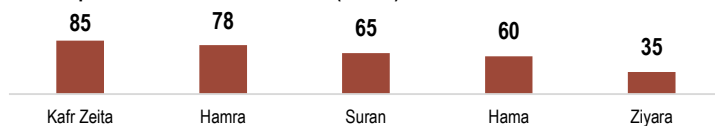


Figure 11: Six ISMI-covered communities receiving largest IDP arrivals (# IDPs)

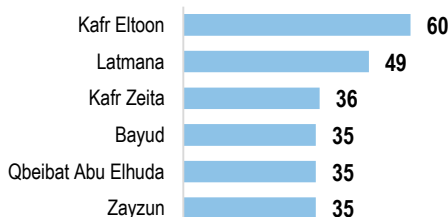
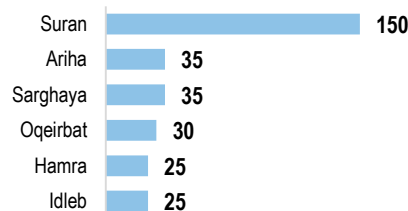


Figure 12: Six most common sub-districts of origin of arrivals³ (# IDPs)



Recorded IDP arrivals

- 323 IDPs
- % of arrivals from other governorates: 30%

Most common shelter of newly arrived IDPs

- Hosted accommodation (135 IDPs)
- Rented/owned housing (129 IDPs)

Recorded IDP departures

- 172 IDPs
- % of departures to other governorates: 35%

Most common reasons for IDPs leaving Hama communities

- Reduced access to food

DEIR-EZ-ZOR GOVERNORATE

Recorded IDP arrivals

- 532 IDPs

% of arrivals from other governorates

- 35%

Most common shelter of newly arrived IDPs

- Hosted accommodation (409 IDPs)
- Rented/owned housing (95 IDPs)

Recorded IDP departures

- 78 IDPs

% of departures to other governorates

- 0%

Most common reasons for IDPs leaving Deir-ez-Zor communities

- Reduced access to health services

A total of **532 IDPs arrived in ISMI-covered communities** in Deir-ez-Zor in the past week (Figure 14), most commonly to communities in Sur (162) and Basira (147) sub-districts. Most IDPs arrived from locations within Deir-ez-Zor governorate, including 209 from Al Mayadin sub-district, although 161 and 24 arrivals were reported from Ar-Raqqa and Al Hasakeh governorates respectively. **Secondary displacement of 78 IDPs** also occurred, all to destinations within Deir-ez-Zor governorate.

Figure 13: Reported arrivals to sub-district (# IDPs)

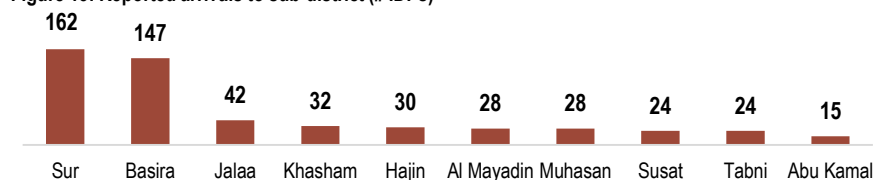


Figure 14: Five ISMI-covered communities receiving largest IDP arrivals (# IDPs)

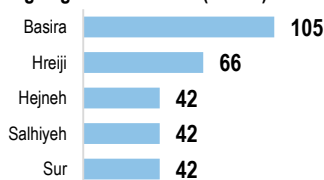
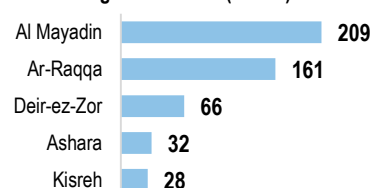


Figure 15: Five most common sub-districts of origin of arrivals³ (# IDPs)



HOMS GOVERNORATE

Over the past week, **45 IDPs arrived in Ar-Rastan sub-district** (Figures 16, 17) from the Zafraniya (30) and Makrumiyeh (15) in Talbiseh sub-district. Meanwhile, **57 IDPs left three ISMI-covered communities in Ar-Rastan sub-district**. Over half (32) departed to Lebanon, while the rest went to other destinations in Homs governorate.

Figure 16: Reported arrivals to sub-district (# IDPs)

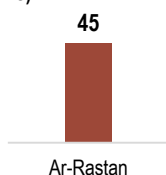


Figure 17: ISMI-covered communities receiving IDP arrivals (# IDPs)



Figure 18: Sub-district of origin of arrivals³ (# IDPs)



Recorded IDP arrivals

- 45 IDPs

% of arrivals from other governorates

- 0%

Most common shelter of newly arrived IDPs

- Rented/owned housing (45 IDPs)

Recorded IDP departures

- 57 IDPs

% of departures to other governorates

- 56%

Most common reasons for IDPs leaving Homs communities

- Reduced access to food

ABOUT ISMI & THIS FACTSHEET

The **IDP Situation Monitoring Initiative (ISMI)** is an initiative of the Camp Coordination and Camp Management (CCCM) Cluster, implemented by REACH with the support of Syria Relief Network (SRN) and cluster members.

Following a baseline assessment conducted between 23 October and 21 November 2016, weekly data collection cycles have been initiated to provide regular updates on IDP movements. Based on 1,183 communities assessed in the governorates of Aleppo, Ar-Raqqa, Deir-ez-Zor, Hama, Homs and Idleb during the baseline, this factsheet presents a summary of reported inward and outward movements of IDPs in the 7 days preceding data collection. **From 6-12 March 2017 such displacements were reported in 133 out of all ISMI-covered communities.**

Displacement was identified through an extensive key informant (KI) network, either through alert initiated by KIs or follow-up by enumerators. A range of 2-3 KIs were interviewed in each community, while collected information was further triangulated through other sources, including CCCM member data and humanitarian updates. This approach allows for regular updates on IDP movements at a community level across ISMI coverage areas. As movement updates are limited to areas covered by ISMI, there are displacements that are not reported on here.

An initiative of



Feedback: CCCM Cluster Northern Syria, Email: syria_cross.border.info@ccmcluster.org, Info: <http://www.globalccmcluster.org>, <https://www.humanitarianresponse.info>

Implemented by

