

Reported Top Needs

	Host Communities		Displaced	
	Female	Male	Female	Male
NFIs	0%	3%	0%	34%
Shelter	0%	0%	5%	31%
Winterisation	29%	24%	30%	0%
Employment	24%	22%	30%	6%
Health	12%	11%	27%	29%
Waste Water Mgmt	12%	8%	0%	0%
Education	10%	14%	3%	0%
Roads	14%	5%	0%	0%
Solid Waste Mgmt	0%	5%	0%	0%
Electricity	0%	3%	2%	0%

Host

Displaced

Demographic Pressure

Top 3 reasons for moving in
Last 3 years

- 1 N/A
- 2 N/A
- 3 N/A

100% of hosts reported significant population increase in the last 3 years

63% of displaced reported significant population increase in the last 6 months

Social Stability

Potential sources of tensions related to:
Lack of Social interaction

Lack of conflict mitigation mechanisms

Lack of confidence in institutions

Restrictions on displaced communities

Negative views of international actors

Social fragmentation

Host

Displaced

Reported issues causing community divisions

- 1 Overstretched resources
- 2 Overstretched public services
- 3 Youth violence and unemployment

Income & Poverty

Main sources of income

- 1 Formal commerce
- 2 Informal commerce
- 3 Remittances

Most common mode of employment

Regular Irregular/temporary

Average monthly HH income

\$736 as reported by respondents \$156

Reported changes in unemployment in last 3 years/6 months

Increased Stay the same

Most Commonly Reported HH expenditures on basic food staples

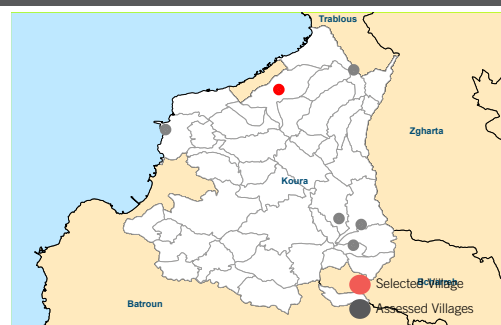
61 - 70% 41 - 50%

Most Commonly Reported HH expenditures on essential non-food items

31 - 40% 31 - 40%

Top coping mechanisms to cover cost of basic needs

- 1 Reduce number of meals
- 2 Buy cheaper/lower quality food
- 3 Reduce meal portion size



Host

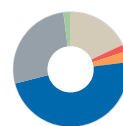
Displaced

Shelter

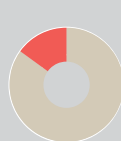
Main types of accommodation reported



- Collective centre/shelter
- Factory/Warehouse
- Tent/Handmade shelter in settlement
- Garage/Shop/Worksite
- Homeless/No shelter
- Independent house/apartment
- One room structure
- Unfinished building



Kind of occupancy arrangement



- Owned apartment/house
- Unfurnished rental/Land
- Furnished rental
- Provided by employer
- Hosted
- Squatting
- Assistance/Charity



Average monthly household rent

N/A

\$169

Reported evictions



- Yes
- No
- Do not know



have heard reports of evictions

Electricity

Average hours of electricity reported per day

11h

8h

Average monthly HH expenditure reported

\$60

\$26

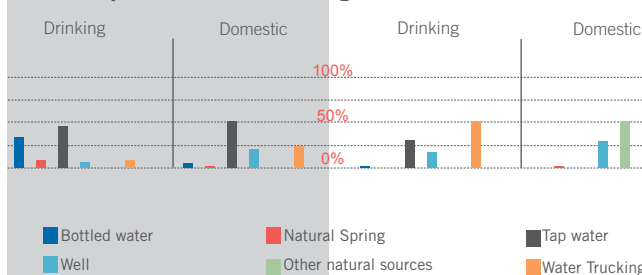
Main source of electricity

Public network

Public network

Water

Top sources for drinking and domestic water



Average monthly expenditure on drinking water per HH

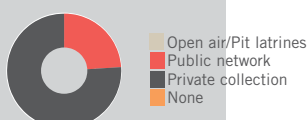
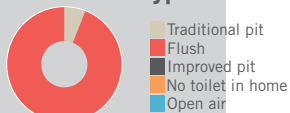
\$12

\$21

Average monthly expenditure on domestic water per HH

\$9

\$21


Host
Displaced
Wastewater Management
Main wastewater systems

Types of toilets

Access to showering and washing facilities
100%

of respondents HH have access to showering and washing facilities

97%
Reported flooding or presence of stagnant water within community in the last 12 months
6%

reported flooding in immediate surroundings

66%

Solid Waste Management
Main type of solid waste disposal
Public collection
Public collection
In the last 3 months
Refuse/garbage
6%

of respondents reported noticeable excess refuse/garbage

10%
Presence of pests
3%

of respondents reported noticeable presence of flies, rodents, and insects

34%

Health
Most commonly reported child illnesses

- | | | |
|----------------------------|---|------------------------|
| Diarrhea | 1 | Diarrhea |
| Acute respiratory diseases | 2 | Skin rashes |
| Skin rashes | 3 | Other stomach ailments |

Top 3 challenges in accessing health services

- | | | |
|-----------------------------|---|------------------------------|
| Cost of health services | 1 | Cost of medicines |
| Cost of medicines | 2 | Cost of health services |
| Safety or security concerns | 3 | No affordable transportation |

Participated in polio campaigns in last 3 months
13%

took their children to be vaccinated in polio campaign

29%
Reasons for not participating in polio campaigns

N/A

Host
Displaced
Education

Out of 33 caregivers	21% of caregivers reported children enrolled 2013-14	11% Out of 32 caregivers
Out of 33 caregivers	21% of caregivers reported children enrolled 2014-15	6% Out of 32 caregivers
Out of 8 adolescents	N/A adolescents were enrolled 2013-14	N/A Out of 8 adolescents
Out of 8 adolescents	N/A adolescents are enrolled 2014-15	N/A Out of 8 adolescents

Non-formal education opportunities
100%

reported there are no non-formal education opportunities

100%
Top reported challenges in accessing education

- | | | |
|--|---|------------------------------|
| Cost of school fees | 1 | Cost of school supplies |
| Cost of school supplies | 2 | Cost of school fees |
| Safety/security concerns during travel | 3 | No affordable transportation |

Children and Women
Birth registration
0%

respondents reported cases of unregistered births

38%
Vulnerable population groups living within community

Average reported proportion of	
Separated women	0%
Widowed women	0%
Unaccompanied children minors	0%
Orphans	0%
Pregnant women	4%
Girls married before 18	4%

Population groups engaged in income generation

- | | | |
|-------------|---|--------------------------|
| Men (18+) | 1 | Men (18+) |
| Women (18+) | 2 | Women (18+) |
| N/A | 3 | Male adolescents (12-17) |

Reasons why women may not be participating in the labor force

- | | | |
|--|---|--|
| Household and child raising responsibilities | 1 | Household and child raising responsibilities |
| N/A | 2 | Traditional values/customs |
| N/A | 3 | Safety concerns outside of home |

Main activities for out of school boys under 18

- | | | |
|-----|---|-----------------------------|
| N/A | 1 | Household chores/Child care |
| N/A | 2 | Informal employment |
| N/A | 3 | N/A |

Main activities for out of school girls under 18

- | | | |
|-----|---|-----------------------------|
| N/A | 1 | Household chores/Child care |
| N/A | 2 | Informal employment |
| N/A | 3 | N/A |

Cases of abuses and services
0%

of respondents heard of cases of abuse, exploitation or sexual violence in last 6 months

0%
0%

of respondents know of services available for women and children at risk or survivors of violence, abuse or exploitation

0%