



# IDP Camp Profile - Bardarash

Ninewa, Iraq  
August 2016

Management agency: BRHA  
Manager/Focal point: Ismaeel Ali Ismaeel  
Phone number: 7501340191  
Email: n/a  
Registration actor: BRHA

## Summary

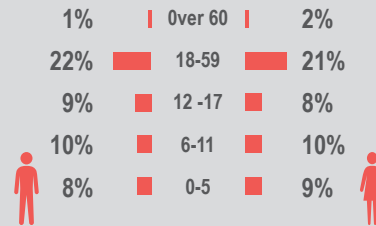
This profile provides an overview of conditions in Bardarash camp. Primary data was collected through household surveys on 22-08-16. Households were randomly sampled to a 95% confidence and 10% margin of error, based on population figures provided by CCCM. In some cases, additional information from camp managers has been used to support findings. Round V of data collection was in April 2016.

## Camp Overview

# of individuals: 11689  
# of households: 2354  
Date opened: 22-12-14  
Occupied number: 2898  
Ongoing extension: No  
Planned capacity: 2898  
Camp area: 451,911

## Demographics

50% male / 50% female


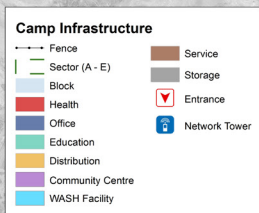
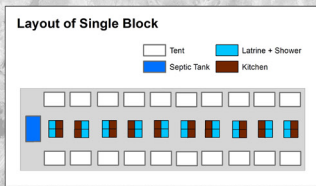


## Location Map



## IDP Camp Map - Bardarash

Lat. 36° 38' 51.682" N Long. 43° 14' 12.803" E



## Sectoral Minimum Standards

		Target	Previous Round	Current Round	Achievement
Education	% of children aged 6-11 attending formal school	100%	72%	72%	●
	% of children aged 12-17 attending formal school	100%	46%	41%	●
Food	% of households accessed Family Food Parcel or equivalent in the past month	100%	98%	97%	●
Health	Health services are available on-site or within walking distance	Yes	Yes	Yes	●
CCCM	Average open area per household	min. 30m <sup>2</sup>	172m <sup>2</sup>	163m <sup>2</sup>	●
Protection	% of IDPs registered on an individual basis (MODM/DDM)	100%	98%	98%	●
	% of households accessed shelter assistance since arrival at the camp	100%	88%	39%	●
	Average covered area per person	min. 3.5m <sup>2</sup>	3.7m <sup>2</sup>	3.7m <sup>2</sup>	●
WASH	Average number of individuals per shelter	max.5	4	4	●
	# of persons per latrine	max. 20	3	4	●
	# of persons per shower	max. 20	3	4	●
	Frequency of solid waste disposal at least weekly	min. weekly	Yes	Yes	●

\*GPS tracking of camp infrastructure was not possible this round due to restrictions from authorities. Area calculations subsequently could not be determined.

Targets based on minimum standards agreed with the CCCM Cluster, Iraq. Findings based on household-level data, enumerator field observations, and camp management documentation

● Minimum standard reached, ● More than 50% minimum standard reached, ● Less than 50% of minimum standard reached or not at all





# IDP Camp Profile - Bardarash

Ninewa, Iraq  
August 2016

Management agency: BRHA  
Manager/Focal point: Ismaeel Ali Ismaeel  
Phone number: 7501340191  
Email: n/a  
Registration actor: BRHA

## Shelter

### Top three observed shelter types\*

Tent with brick walls	100%	<div></div>
n/a	n/a	
n/a	n/a	

\*Households were asked to select all shelter typologies within household.

### Winterisation and NFI items

36%	reported a second fly sheet
91%	reported access to a heater
81%	reported at least one blanket per person
70%	reported at least one mattress per person
1.6	average number of carpets
45%	reported shelter provides warmth in winter

### Hazards

0%	reported exposed electrical cables at site
----	--

### Shelter Improvement

83%	reported making own improvements to their shelter
-----	---

## Community Organisation

### IDP committees

100%	reported awareness of IDP committee(s)
------	--

### Complaints mechanism

93%	reported awareness of complaints mechanism
-----	--

## Protection

### Family Separation

0%	reported hosting unaccompanied or separated minors
4%	reported that other family members intended to join them

### Vulnerable groups

Pregnant / lactating women	14%	<div></div>
Chronically ill individual(s)	7%	<div></div>
Disabled individual(s)	3%	<div></div>
Female headed households	3%	<div></div>

### Intentions

2%	planned to move to a different location in next 3 months
----	--

### Restrictions

1%	reported entry or exit restrictions during daylight hours
----	---

## Food Security and Coping Strategies

### Reported access to food assistance

97%	accessed food assistance in past month
80%	received Public Distribution System (PDS) in past month

### Top three food consumption coping strategies

Cheaper	65%	<div></div>
Less meals	44%	<div></div>
Smaller meals	40%	<div></div>

### Top three reported livelihood coping strategies

Spent savings	45%	<div></div>
Charitable Donations	39%	<div></div>
Debt	33%	<div></div>

## WASH

### Latrines and showers

0%	reported public or communal latrines
n/a	public/communal latrines lockable from the inside
n/a	public/communal latrines with functioning lighting

### Top three reported methods of waste removal

Collected	100%	<div></div>
n/a	n/a	
n/a	n/a	

### Reported drinking water sources

0%	connection inside the home to collective water storage
100%	connection inside the home to private water storage
0%	communal water tap outside the shelter

### Access to water

11%	reported 24 consecutive hours without access to water in the past month
-----	---

## Household Income

5%	reported as being economically inactive
----	---

### Top three income sources\*:

Humanitarian Aid	41%	<div></div>
Low skilled service	19%	<div></div>
Gifts	12%	<div></div>

\*Households were asked to select all income sources within household.