

General Overview

Communities assessed: 329
Total IDP arrivals:¹ 59,969
Total IDP departures: 19,565
Total SR* arrivals: 33,853

Top 5 shelter types of new IDP arrivals:

(1) Solid/finished house 19,003 IDPs
 (2) Managed camp 9,037 IDPs
 (3) Unfinished/damaged building 8,181 IDPs
 (4) Collective centre 7,249 IDPs
 (5) Solid/finished apartment 6,082 IDPs

*SR: Spontaneous Returns (to Community of Origin) refers to IDPs or refugees who return to the community that they originated from, but not necessarily to their place of habitual residence and do not enjoy the complete rights they had prior to displacement. SRs intend to remain in the community for an undetermined period.

¹ Because ISMI assesses total arrivals to and departures from communities across a bi-weekly period, some figures reported may be repeated displacements.

Top 5 ISMI-Covered Arrivals:

Departure community (governorate):	Total IDPs:	Destination community (governorate):
(1) Arbin (Rural Damascus) ¹	4,571 IDPs	Ma'arrat An Nu'man (Idleb)
(2) Arbin (Rural Damascus)	3,306 IDPs	Ariha (Idleb)
(3) Arbin (Rural Damascus)	2,274 IDPs	Atareb (Aleppo)
(4) Arbin (Rural Damascus)	1,710 IDPs	Betiya (Idleb)
(5) Arbin (Rural Damascus)	1,459 IDPs	Atmeh (Idleb)

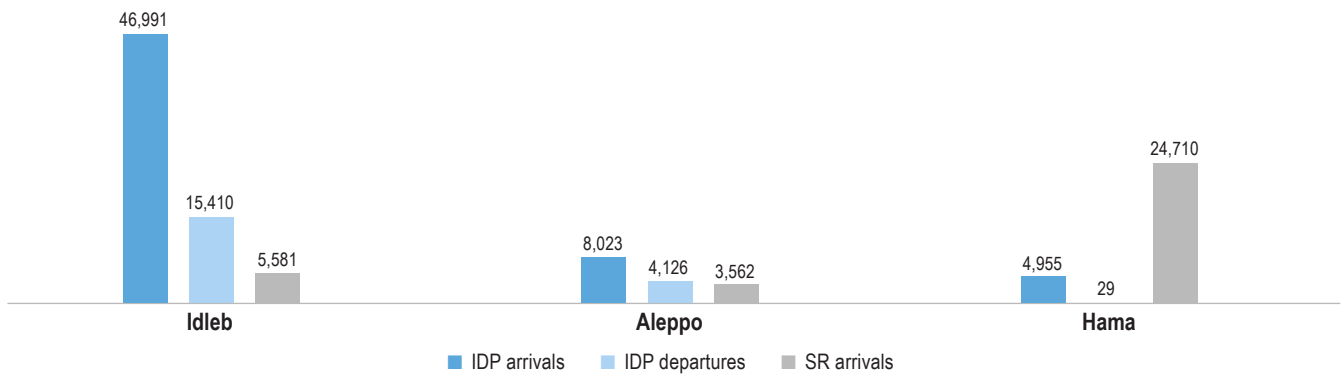
Latest Developments:

- In the second half of March, assessed communities in **Idleb governorate** witnessed the arrival of **46,991 IDPs**, 24% of whom to Ma'arrat An Nu'man (11,148) sub-district. These were predominantly driven by the evacuations of thousands of individuals from Rural Damascus governorate, following weeks of intense conflict in the Eastern Ghouta region. Of these displacements, more than half (28,748) were evacuees reported from Arbin community.
- Following a perceived reduction of clashes in **Madiq Castle** sub-district, in **north-west Hama governorate**, assessed communities in the sub-district **reportedly witnessed 24,710 spontaneous returns** across the coverage period. More than two thirds of these SRs came from camps located in Dana sub-district (17,314), Idleb. Almost all SRs returned to former homes (24,675).
- Meanwhile, assessed communities in **Aleppo governorate** witnessed the arrival of **8,023 IDPs**, most commonly to Atareb (3,323) and A'zaz (2,189) sub-districts. A majority of the total arrivals were coming from Rural Damascus governorate, notably from Arbin (2,684) sub-district.

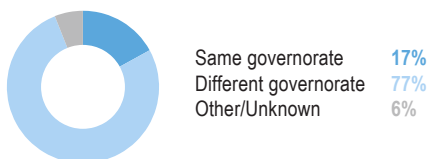
² UNOCHA, Turkey | Syria: Situation in North-western Syria - Situation Report No.1 (as of 29 March 2018)

Overall Movements

Total IDP arrivals, IDP departures and SR arrivals by governorate:



Last place of departure of IDP arrivals:



Intended destinations of IDP departures:



Last place of departure of SR arrivals:



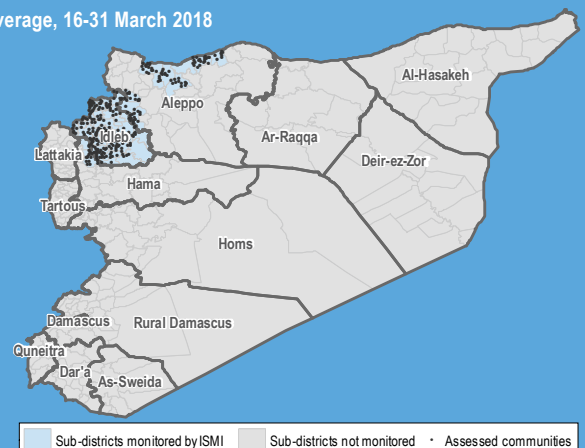
About ISMI & This Factsheet

The IDP Situation Monitoring Initiative (ISMI) is an initiative of the Camp Coordination and Camp Management (CCCM) Cluster, implemented by REACH and supported by cluster members.

Following a baseline assessment conducted at the end of 2016, weekly/bi-weekly data collection cycles were initiated. This factsheet presents an overview of reported inward and outward movements of IDPs from 16 to 31 March 2018. Such displacements were reported in 329 communities in sub-districts monitored by ISMI. The coverage map in this section shows the sub-districts that were monitored for the most recent round of data collection, as well as the communities reporting movements. ISMI monitoring coverage varies over time depending on access. Displacements are identified through an extensive key informant (KI) network, either from alerts initiated by KIs or from follow-up by enumerators. At least two KIs are interviewed in each assessed community, and collected information is further triangulated through other sources, including CCCM member data and humanitarian updates. This approach allows for regular updates on IDP movements at the community level across sub-districts monitored by ISMI in northwest Syria.

The data used for this product was collected, triangulated and verified based on submissions from ISMI's network and select CCCM cluster members following the ISMI methodology. Due to differences in methodology and coverage, figures presented in this output may differ from official CCCM Cluster or UNHCR data. All data is for humanitarian use only.

Coverage, 16-31 March 2018



Idleb

Communities assessed:	212
Total IDP arrivals:	46,991
Total IDP departures:	15,410
Total SR arrivals:	5,581

Top 3 shelter types of IDP arrivals:

(1) Solid/finished house	13,606 IDPs
(2) Collective centre	7,249 IDPs
(3) Managed camp	6,261 IDPs

Vulnerable groups among IDP arrivals³:



IDP Arrivals

Sub-districts with most arrivals (# IDPs):

Ma'arrat An Nu'man	11,148
Ariha	7,600
Dana	5,774
Maaret Tamsrin	3,661
Kafr Nobol	3,177

IDP Departures⁴

Sub-districts with most departures (# IDPs):

Ariha	4,933
Ehsem	2,824
Mhambal	2,109
Kafr Nobol	1,929
Maaret Tamsrin	1,214

SR Arrivals

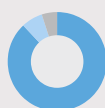
Sub-districts with most SR arrivals:

Ma'arrat An Nu'man	3,506
Abul Thohur	992
Dana	713
Tamanaah	262
Darkosh	57

Last sub-district of departure of arrivals (# IDPs):

Arbin	28,748
Madiq Castle	2,399
Idleb	2,332
Ma'arrat An Nu'man	2,322
Harasta	2,082

Intended destinations of departures:



Same governorate	88%
Different governorate	7%
Other/unknown	5%

SRs returning to former homes⁵:

Ma'arrat An Nu'man	3,391
Abul Thohur	991
Dana	712
Tamanaah	210

Aleppo⁶

Communities assessed:	103
Total IDP arrivals:	8,023
Total IDP departures:	4,126
Total SR arrivals:	3,562

Top 3 shelter types of IDP arrivals:

(1) Managed camp	2,775 IDPs
(2) Unfinished/damaged building	2,203 IDPs
(3) Solid/finished house	1,049 IDPs

Vulnerable groups among IDP arrivals³:



IDP Arrivals

Sub-districts with most arrivals (# IDPs):

Atareb	3,323
A'zaz	2,189
Daret Azza	952
Ghandorah	726
Jarablus	257

IDP Departures⁴

Sub-districts with most departures (# IDPs):

A'zaz	1,494
Ghandorah	552
Al Bab	510
Daret Azza	497
Jarablus	473

SR Arrivals

Sub-districts with most SR arrivals:

A'zaz	2,651
Ghandorah	445
Zarbah	296
Jarablus	62
Daret Azza	57

Last sub-district of departure of arrivals (# IDPs):

Arbin	2,684
Damascus	1,049
Idleb	668
A'zaz	217
Al Bab	201

Intended destinations of departures:



Same governorate	39%
Different governorate	25%
Other/unknown	36%

SRs returning to former homes⁵:

A'zaz	2,650
Ghandorah	444
Zarbah	296
Jarablus	62
Daret Azza	57

Hama⁷

Communities assessed:	14
Total IDP arrivals:	4,955
Total IDP departures:	29
Total SR arrivals:	24,710

Top 3 shelter types of IDP arrivals:

(1) Solid/finished house	4,347 IDPs
(2) Solid/finished apartment	272 IDPs
(3) Unfinished/damaged building	109 IDPs

Vulnerable groups among IDP arrivals³:



IDP Arrivals

Sub-districts with most arrivals (# IDPs):

Madiq Castle	4,545
Ziyara	410

IDP Departures⁴

Sub-districts with most departures (# IDPs):

Madiq Castle	29
--------------	----

SR Arrivals

Sub-districts with most SR arrivals:

Madiq Castle	24,710
--------------	--------

Last sub-district of departure of arrivals (# IDPs):

Arbin	2,144
Dana	2,064

Intended destinations of departures:

NA

SRs returning to former homes⁵:

Madiq Castle	24,675
--------------	--------

³ Vulnerable groups: ♀ Female-headed households/Women travelling alone ♂ Child-headed households/children travelling alone ✕ Orphans ♂ Elderly-headed households/Elderly travelling alone ♿ Disabled-headed households/Individuals with disabilities travelling alone.

⁴ IDP departure figures reflect aggregated departures of both IDP and resident (pre-conflict) populations.

⁵ Returns to former homes does not imply a planned, voluntary, safe, and sustainable way, such that the person returning can enjoy the full spectrum of rights and privileges afforded to them prior to their displacement.

⁶ Figures for Aleppo governorate reflect assessed communities in Aghtin, Al Bab, Atareb, A'zaz, Daret Azza, Ghandourah, Jarablus, Mare', Suran, Zarbah sub-districts and are, thus, not indicative of the whole governorate.

⁷ Figures for Hama governorate reflect assessed communities in Madiq Castle and Ziyara sub-districts and are, thus, not indicative of the whole governorate.