



Akobo Port Monitoring

Akobo County, Jonglei State, South Sudan

South Sudan Displacement Crisis

October 2016

CONTEXT

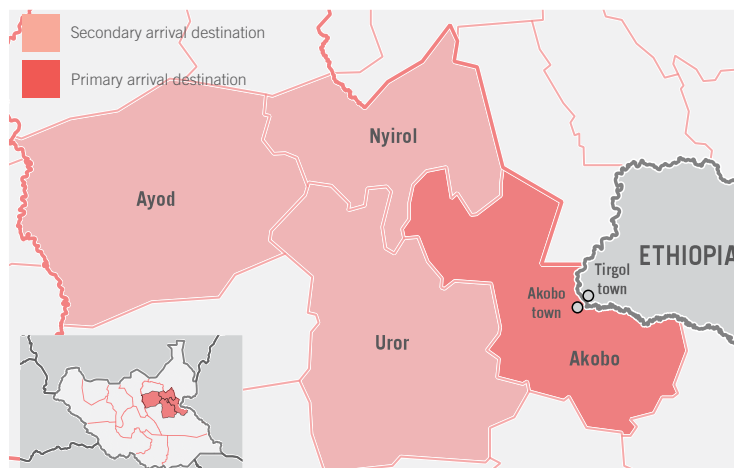
Akobo town is located in the eastern side of Akobo County, Jonglei State, close to land and river border crossings with Ethiopia. Akobo is a key point of trade and transit between South Sudan and Ethiopia.

Since the beginning of the crisis this route has been used by South Sudanese citizens heading to or coming back from Ethiopian refugee camps. Since May 2015, REACH and ACTED staff in two locations - Tigror Port and Market Port - record arrivals and departures of South Sudanese on a daily basis. In order to provide an indication of wider trends, data is collected on the volume of movement and the motivation and intentions of those traveling.

Unless specified, the following findings are based on primary data collected between the 3rd and 28th of October 2016.

For more information visit:

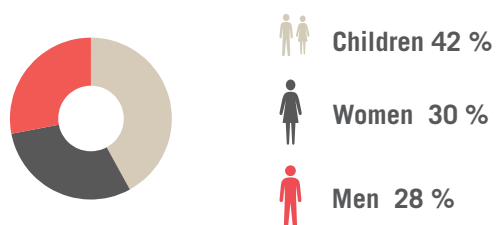
www.reachresourcecentre.info



DEPARTURES

Demographic¹

65% of the total outbound boat passengers expressed the intention to permanently leave South Sudan



Desired destination locations

Reported destinations in Ethiopia by people leaving South Sudan permanently:



Reasons for leaving

Reasons for leaving by people permanently leaving South Sudan for Ethiopia:



Changes in reasons for leaving

Most prevalent reasons for leaving

| | Nov 2015 to Jan 2016 | Feb to Apr 2016 | May to July 2016 | Aug to Oct 2016 |
|-----------------------|----------------------|-----------------|------------------|-----------------|
| Education unavailable | 53 % | 38 % | 63 % | 44 % |
| Lack of food | 29 % | 24 % | 6 % | 18 % |
| Ongoing conflict | 2 % | 4 % | 2 % | 19 % |
| Personal insecurity | 13 % | 24 % | 10 % | 8 % |

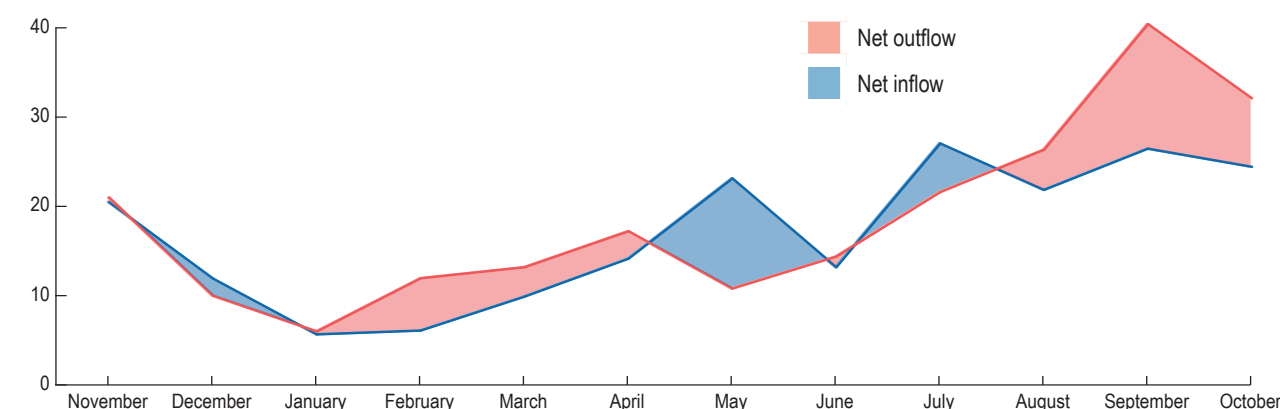
Movement into camps

Of the 93% intending to go to camps, people reported the following destinations:



GENERAL MOVEMENT TRENDS

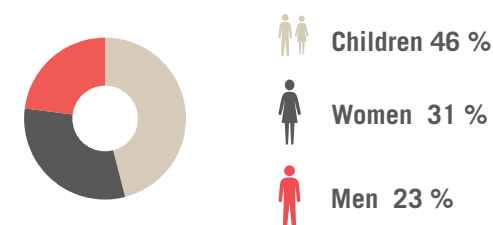
Average daily movement trends of people permanently leaving (red) and people permanently returning (blue); November 2015 to October 2016



ARRIVALS

Demographic¹

76% of the total inbound boat passengers expressed the intention to permanently return to South Sudan



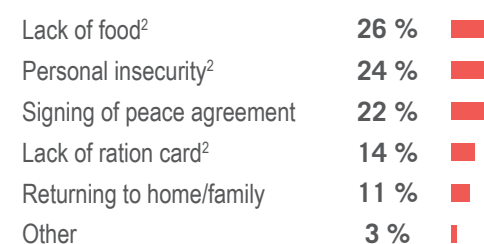
Desired return locations

Reported destinations by permanent returnees from Ethiopia to South Sudan:



Reasons for returning

Reasons for returning by permanent returnees from Ethiopia to South Sudan:



Changes in reasons for returning

Most prevalent reasons for returning

| | Nov 2015 to Jan 2016 | Feb to Apr 2016 | May to July 2016 | Aug to Oct 2016 |
|----------------------------------|----------------------|-----------------|------------------|-----------------|
| Signing of peace agreement | 52 % | 48 % | 51 % | 20 % |
| Personal insecurity ² | 8 % | 20 % | 24 % | 24 % |
| Lack of food ² | 28 % | 5 % | 8 % | 24 % |
| Returning to home/family | 0 % | 0 % | 1 % | 14 % |

Methodological notes

Data has been collected regularly at both Tigror Port and Market Port since May 2015. Data was collected from 9 - 4 on weekdays, thus evening, weekend and holidays movements were unaccounted for. Starting October 27th 2016, port monitors are collecting information from 9 - 7. Due to insecurity and other issues, data is not always collected on a consistent daily basis.

To correct for this lack of consistency, data presented across time within this fact sheet have been normalized by the number of collection days each month. This allows for comparison of data across different months.

Please note that the data presented here is indicative, not representative.

1. Men, women and children figures presented are percentiles of those permanently leaving/returning.
2. In location of displacement