

Background

The Water Price Monitoring assessment aims to establish a data collection, monitoring and reporting system on water market prices in order to allow humanitarian and development actors to better analyse humanitarian needs in areas particularly affected by drought.

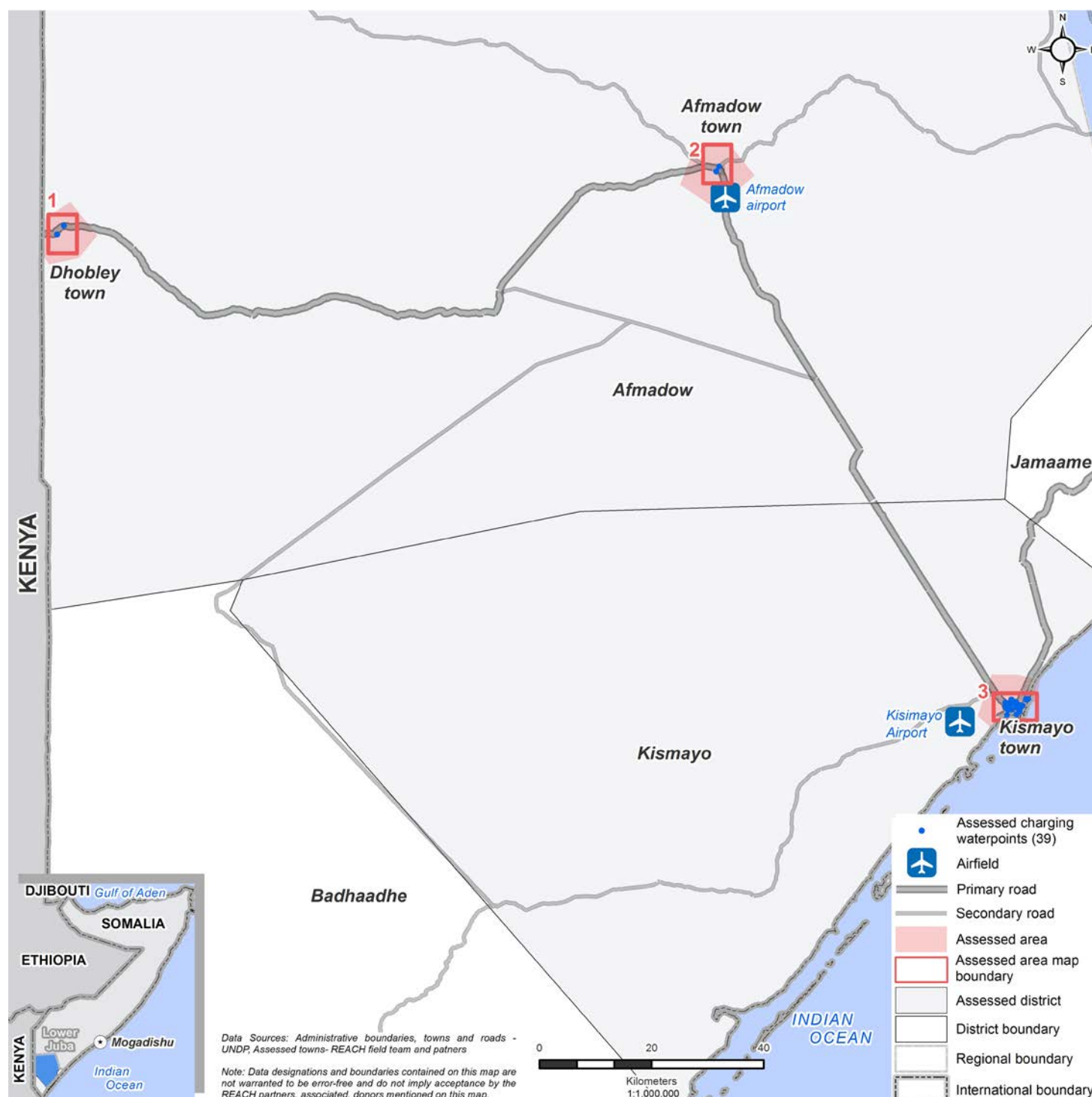
August data collection in Lower Juba was conducted through a quantitative survey between 29 - 30 August, focusing only on those waterpoints in the region that are charging for water. The assessment has followed the official district boundaries of the region.

All prices are shown in US Cents for 90L of water. This is the daily amount used by a household of six members, consuming the minimum Sphere standard of 15L water per person per day. Price changes are subject to exchange rate.

Key Findings

- This factsheet presents information collected from 4 waterpoints in Afmadow and 35 waterpoints in Kismayo districts in the Lower Juba region.
- Prices of water in Lower Juba increased by an average of +3% between July and August.
- The majority of the waterpoints (95%) showed no price change and 5% had an increase in price from July to August.
- One company owned waterpoint in Afmadow town and one in Kismayo showed an increase in price of 100% as more households had accessed the water sources.

ASSESSED WATERPOINTS



ASSESSED WATERPOINTS

of Assessed Waterpoints in July: **38**

of Assessed Waterpoints in August: **39**

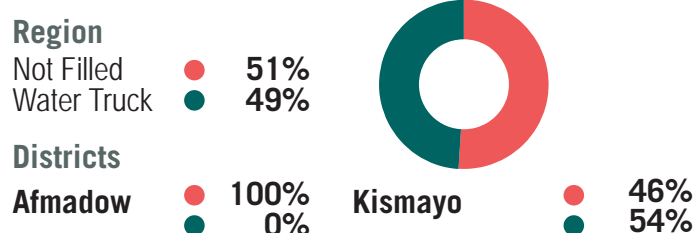
Types of Assessed Waterpoints

and % of assessed waterpoints:



Waterpoint Filling

% of waterpoints that are used as water storage and refilled through the following:



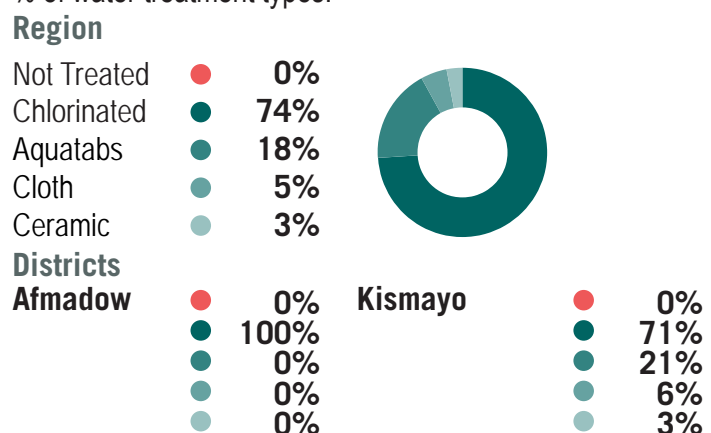
Waterpoint Filling Source

Water source of origin for trucking distribution and re-filling:

District	Settlement	% of water trucking
Kismayo	Kismayo Town	100%

Types of Water Treatment

% of water treatment types:



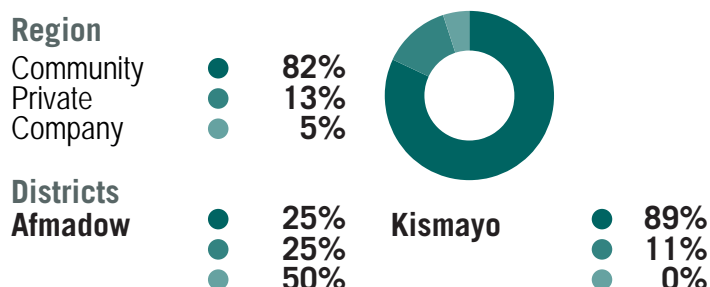
Most Reported Problems

% of waterpoints reportedly having the following problems: (Respondents could select multiple options)

Region	#	%
No Problem	38	97%
Quality	1	3%

Waterpoint Administrator

% of waterpoints with the following administrator:



WATER PRICE

Prices are shown in US Cents.

1 USD = 23,000 SOS as of August 2017, average exchange rate reported. Price changes were calculated based on the average change across waterpoints.

Average Price, by District

Region	July	August	% Change
Lower Juba	37	38	+3%

District	July	August	% Change
Afmadow	34	39	+14%
Kismayo	37	38	+1%

Median Price, by District

Region	July	August	% Change
Lower Juba	39	39	0%

District	July	August	% Change
Afmadow	39	39	0%
Kismayo	39	39	0%

Price, by Waterpoint Administrator

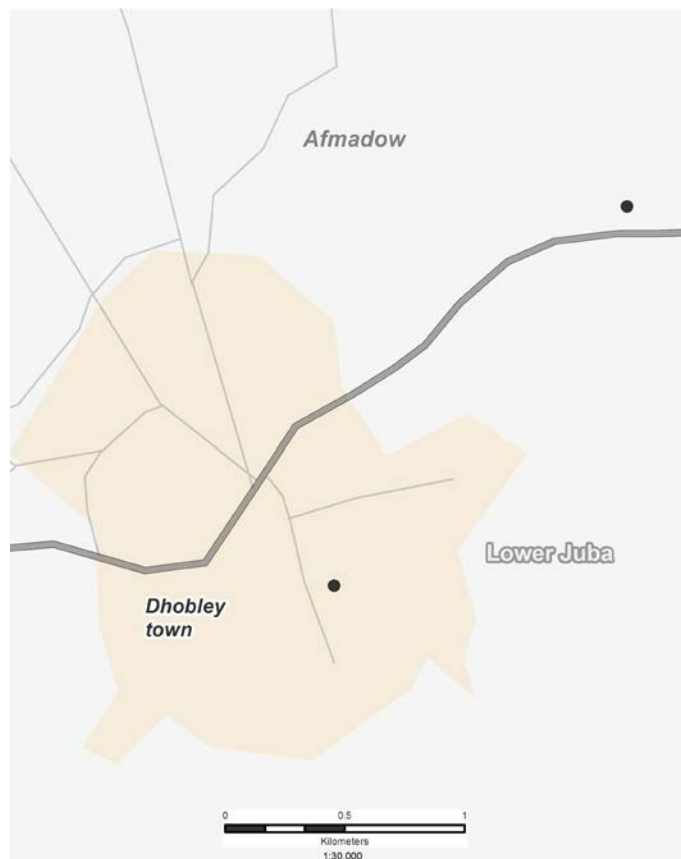
The average price of water by waterpoint administrator:

Region	July	August	% Change
Lower Juba	37	38	+2%
Community	39	39	0%
Private	29	39	+33%
Company	29	39	+33%

District	July	August	% Change
Afmadow	39	39	0%
Community	39	39	0%
Private	29	39	+33%
Kismayo	37	38	+2%
Private	39	39	0%

WATER PRICE, BY AREA

Area 1: Dhobley Town (Afmadow District)



Area 2: Afmadow Town



Area 3: Kismayo Town

