

Introduction

This multi-sectoral needs assessment is part of a monthly data collection exercise which aims to gather information about needs and the humanitarian situation inside Syria. The factsheets present information collected in November 2017, referring to the situation in October 2017.

These factsheets present information at the community level for 21 sub-districts in Idleb governorate. Selected key indicators for the following sectors are included in the factsheets: displacement, shelter, non-food items (NFIs), health, food security, water sanitation and hygiene (WASH) and education. The factsheets do not cover the entire range of indicators gathered in the questionnaire.

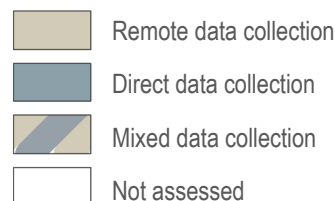
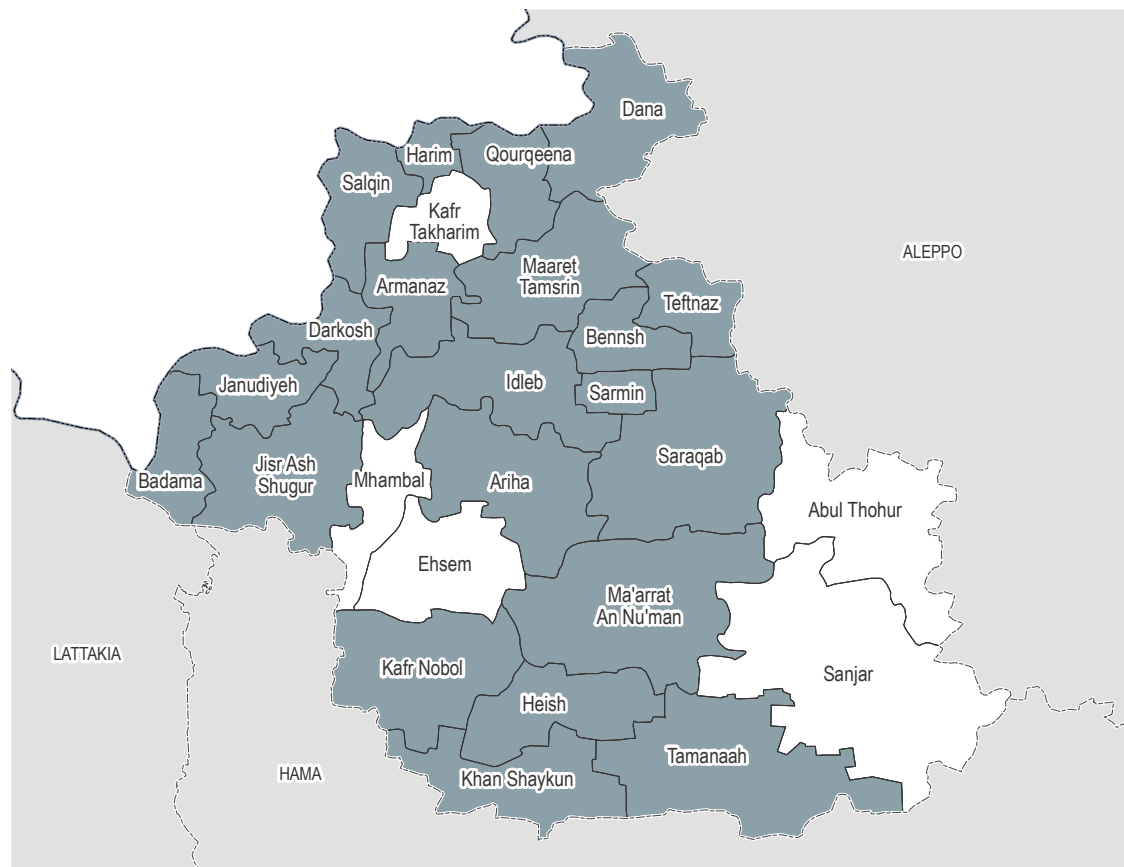
For full visualisation of all indicators collected, please see the SIMAWG Needs Identification Dynamic Reporting Tool, available here: <http://www.reach-info.org/syr/simawg/>.

Methodology and limitations

These findings are based on data collected both directly and remotely (in Turkey) from Key Informants residing in the communities assessed.

Information was collected from Key Informants in 143 communities in 21 sub-districts of Idleb governorate. For each question asked, confidence levels were assigned based on the Key Informant's area of expertise and knowledge of the sector-specific situation.

For a full description of the methodology, please see the Terms of Reference, available on the [REACH Resource Centre](#).



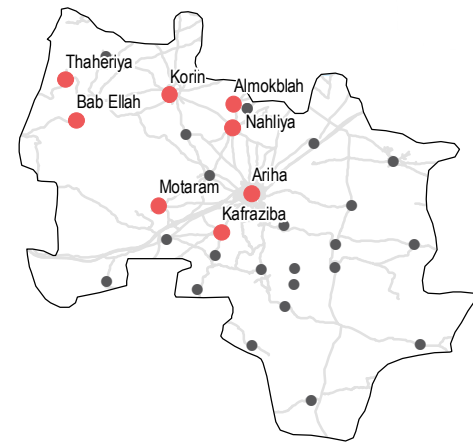
PDF: click on a sub-district name to directly access the relevant factsheet

Displacement

- % of pre-conflict population remaining
- % of population that are female
- % of female-headed households
- IDPs living in village
- New IDP arrivals
- Returnees

| Community | % of pre-conflict population remaining | % of population that are female | % of female-headed households | IDPs living in village | New IDP arrivals | Returnees |
|------------------|--|---------------------------------|-------------------------------|------------------------|------------------|-----------|
| Almokblah | 76-100% | 51-75% | 1-25% | Yes | No | No |
| Ariha | 51-75% | 51-75% | 1-25% | Yes | Yes | Yes |
| Bab Ellah | 76-100% | 51-75% | 1-25% | Yes | No | No |
| Kafraziba | 76-100% | 26-50% | 1-25% | Yes | Yes | No |

• 8/30 communities assessed (4 communities are shown on the next factsheet): Almokblah, Ariha, Bab Ellah, Kafraziba



Shelter

- Independent apartment or house
- Shared apartment or house
- Unfinished apartment or house
- Tent
- Private space not for shelter
- Cave/natural shelter
- Collective public space not for shelter
- No IDPs
- No information
- Min - Max: rent paid per room (where known)

| Community | Most common shelter | Min - Max: rent paid per room (where known) |
|------------------|---------------------|---|
| Almokblah | NDPs: IDPs: | No info |
| Ariha | NDPs: IDPs: | 4000 - 6000 SYP |
| Bab Ellah | NDPs: IDPs: | 2000 - 3000 SYP |
| Kafraziba | NDPs: IDPs: | 2500 - 3500 SYP |

Livelihoods

- Most common sources of income
- Most common strategies used to cope with lack of income / resources

| Community | Most common sources of income | Most common strategies used to cope with lack of income / resources |
|------------------|---|--|
| Almokblah | Daily employment Business/trade Support from family/friends | Children sent to work/beg Borrowing from family/friends |
| Ariha | Daily employment Business/trade Remittances | Children sent to work/beg Borrowing from family/friends Selling household assets |
| Bab Ellah | Daily employment Business/trade Support from family/friends | Children sent to work/beg Borrowing from family/friends Selling household assets |
| Kafraziba | Daily employment Farm owning Business/trade | Children sent to work/beg Borrowing from family/friends |

NFIs

| Community | Butane (cannister) | Coal (1kg) | Diesel (1 litre) | Firewood (1 tonne) | Cement (50kg) | Floor mat (3*4m) | Plastic tarpaulin (1m²) | Tent (5 persons) |
|------------------|--------------------|------------|------------------|--------------------|---------------|------------------|-------------------------|------------------|
| Almokblah | B 7300 SYP | C 60 SYP | D 240 SYP | F 65000 SYP | NA | NA | NA | NA |
| Ariha | B 7200 SYP | C 55 SYP | D 240 SYP | F 70000 SYP | NA | NA | NA | NA |
| Bab Ellah | B 7200 SYP | C 55 SYP | D 240 SYP | F 70000 SYP | NA | NA | NA | NA |
| Kafraziba | B 7200 SYP | C 60 SYP | D 240 SYP | F 70000 SYP | 3000 SYP | 6000 SYP | 400 SYP | NA |

- Most common electricity source
- Main network
- Generator
- No source
- Solar alternative
- No information
- Fuel Prices (SYP)*
- B** Butane (cannister)
- C** Coal (1kg)
- D** Diesel (1 litre)
- F** Firewood (1 tonne)
- NFI Prices (SYP)*
- Cement (50kg)
- Floor mat (3*4m)
- Plastic tarpaulin (1m²)
- Tent (5 persons)
- NA: not available for purchase

- Most common strategies used to cope with a lack of fuel

WASH

Most common water source

Status of water source

- Water is safe to drink
- Water tastes/smells bad
- People sick after drinking
- No information

Sufficiency of available water to meet household needs

- Sufficient
- Insufficient
- No information

Most common method of garbage disposal

Almokblah

- Water trucking
- Private paid collection

Ariha

- Water trucking
- Public free collection

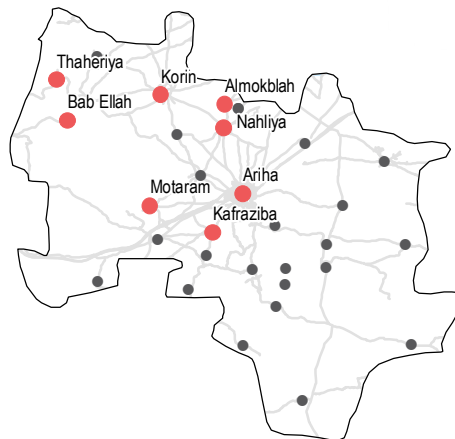
Bab Ellah

- Water trucking
- Private paid collection

Kafraziba

- Water trucking
- Private paid collection

8/30 communities assessed (4 communities are shown on the next factsheet): Almokblah, Ariha, Bab Ellah, Kafraziba



Education

Status of primary schools in village

- Functioning
- Not functioning
- Not available
- No information

Barriers to accessing education services

Bab Ellah

- Lack of teaching staff
- Lack of school supplies
- No spaces available

Kafraziba

- Lack of teaching staff
- Lack of school supplies

Almokblah

- Lack of teaching staff
- Lack of school supplies
- No spaces available

Ariha

- Lack of teaching staff
- Lack of school supplies

Health

Most common health problems

Most common barriers to accessing healthcare

Almokblah

- Chronic diseases
- Acute respiratory infections
- Severe diseases affecting those aged less than 5

- No facilities in the area
- High cost of transportation
- Lack of transportation

Ariha

- Chronic diseases
- Pregnancy related diseases
- Acute respiratory infections

No difficulties reported

Bab Ellah

- Chronic diseases
- Pregnancy related diseases
- Acute respiratory infections

- High cost of transportation
- Lack of transportation

Kafraziba

- Diarrhoea
- Chronic diseases
- Acute respiratory infections

No difficulties reported

Food Security

Almokblah

- Bread: 125 SYP
- Rice: 350 SYP
- Lentils: 400 SYP
- Sugar: 400 SYP
- Cooking oil: 600 SYP

Government distribution

No difficulties reported

Private bakeries unavailable

Ariha

- Bread: 125 SYP
- Rice: 300 SYP
- Lentils: 350 SYP
- Sugar: 400 SYP
- Cooking oil: 600 SYP

Public bakeries

No difficulties reported

Private bakeries unavailable

Bab Ellah

- Bread: no info
- Rice: 400 SYP
- Lentils: 400 SYP
- Sugar: 400 SYP
- Cooking oil: 600 SYP

Shops

No difficulties reported

Private bakeries unavailable

Kafraziba

- Bread: no info
- Rice: 350 SYP
- Lentils: 400 SYP
- Sugar: 400 SYP
- Cooking oil: 600 SYP

Shops

No difficulties reported

Private bakeries unavailable

Main challenges to obtaining food

- No challenges
- Some foods unavailable
- Local production decreased
- Lack of access to markets
- Some foods expensive
- Lack of resources to buy food
- Lack of access to fuel
- Cooking fuel unavailable
- No information

- Bread (public): 1 pack
- Rice: 1kg
- Lentils: 1kg
- Sugar: 1kg
- Cooking oil: 1 litre

Access to bread

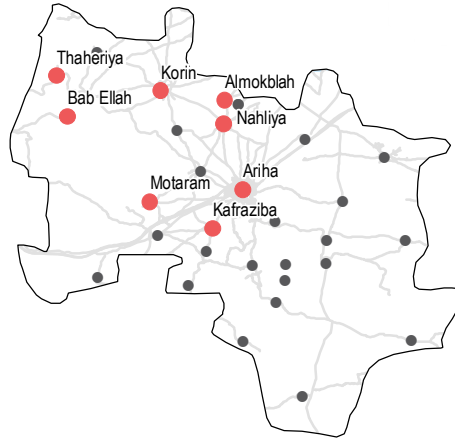
- Most common source of bread
- Most common barriers to accessing bread
- Number of days, per month, where bread from private bakeries was unavailable

Displacement

- % of pre-conflict population remaining
- % of population that are female
- % of female-headed households
- IDPs living in village
- New IDP arrivals
- Returnees

| Community | % of pre-conflict population remaining | % of population that are female | % of female-headed households | IDPs living in village | New IDP arrivals | Returnees |
|------------------|--|---------------------------------|-------------------------------|------------------------|------------------|-----------|
| Korin | 76-100% | 51-75% | 1-25% | Yes | No | No |
| Motaram | 76-100% | 51-75% | 1-25% | Yes | No | No |
| Nahliya | 76-100% | 51-75% | 1-25% | Yes | No | No |
| Thaheriya | 76-100% | 51-75% | 1-25% | Yes | No | No |

• 8/30 communities assessed (4 communities are shown on the previous factsheet): Korin, Motaram, Nahliya, Thaheriya



NFIs

| Community | Lightbulb (Main network) | Generator | No source | Solar alternative | No information |
|------------------|--------------------------|-----------|-----------|-------------------|----------------|
| Korin | B 7200 SYP | 3000 SYP | C 60 SYP | D 240 SYP | F 70000 SYP |
| Thaheriya | B 7200 SYP | NA | C 50 SYP | D 240 SYP | F 70000 SYP |

Motaram

| | |
|-------------|----------|
| B 7200 SYP | NA |
| C 55 SYP | 6000 SYP |
| D 240 SYP | NA |
| F 70000 SYP | NA |

Nahliya

| | |
|-------------|----------|
| B 7300 SYP | 3000 SYP |
| C 60 SYP | 6000 SYP |
| D 240 SYP | 450 SYP |
| F 70000 SYP | NA |

- Most common electricity source
- Main network
 - Generator
 - No source
 - Solar alternative
 - No information

- Fuel Prices (SYP)*
- B** Butane (cannister)
 - C** Coal (1kg)
 - D** Diesel (1 litre)
 - F** Firewood (1 tonne)

- NFI Prices (SYP)*
- Cement (50kg)
 - Floor mat (3*4m)
 - Plastic tarpaulin (1m²)
 - Tent (5 persons)
- NA: not available for purchase

Shelter

- Independent apartment or house
 - Shared apartment or house
 - Unfinished apartment or house
 - Tent
 - Private space not for shelter
 - Cave/natural shelter
 - Collective public space not for shelter
 - No IDPs
 - No information
- Min - Max: rent paid per room (where known)

| Community | NDPs | IDPs | Min - Max: rent paid per room (where known) |
|------------------|------|------|---|
| Korin | | | 3000 - 3500 SYP |
| Thaheriya | | | 1500 - 2000 SYP |
| Motaram | | | 2500 - 3500 SYP |
| Nahliya | | | 2500 - 3000 SYP |

Livelihoods

Most common sources of income

Most common strategies used to cope with lack of income / resources

| Community | Most common sources of income | Most common strategies used to cope with lack of income / resources |
|------------------|--|--|
| Korin | Daily employment Farm owning Business/trade | Children sent to work/beg Borrowing from family/friends Selling household assets |
| Motaram | Daily employment Farm owning Business/trade | Children sent to work/beg Borrowing from family/friends Selling household assets |
| Nahliya | Daily employment Business/trade Remittances | Children sent to work/beg Borrowing from family/friends Selling household assets |
| Thaheriya | Daily employment Farm owning Support from family/friends | Children sent to work/beg Borrowing from family/friends |

Korin
No lack of fuel

Motaram
Burning furniture in use
Burning clothes
Burning plastics

Nahliya
No lack of fuel

Most common strategies used to cope with a lack of fuel

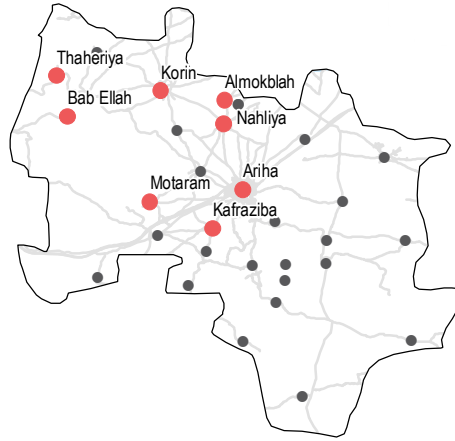
Thaheriya
Burning furniture in use
Burning clothes
Burning plastics

WASH

- Most common water source**
- Water is safe to drink
 - Water tastes/smells bad
 - People sick after drinking
 - No information
- Sufficiency of available water to meet household needs**
- Sufficient
 - Insufficient
 - No information
- Most common method of garbage disposal**
- Public free collection
 - Private paid collection
 - Buried / burned

- Korin**
- Water trucking
 - Public free collection
- Motaram**
- Water trucking
 - Private paid collection
- Nahliya**
- Water trucking
 - Private paid collection
- Thaheriya**
- Water trucking
 - Buried / burned

• 8/30 communities assessed (4 communities are shown on the previous factsheet): Korin, Motaram, Nahliya, Thaheriya



Education

- Status of primary schools in village**
- Functioning
 - Not functioning
 - Not available
 - No information
- Barriers to accessing education services**
- Lack of teaching staff
 - Lack of school supplies
 - No spaces available

- Nahliya**
- Lack of teaching staff
 - Lack of school supplies
- Thaheriya**
- Lack of teaching staff
 - Lack of school supplies
 - No spaces available

- Korin**
- Lack of teaching staff
 - Lack of school supplies

- Motaram**
- Lack of teaching staff
 - Lack of school supplies
 - No spaces available

Health

- Most common health problems**
- Chronic diseases
 - Acute respiratory infections
 - Severe diseases affecting those aged less than 5
- Most common barriers to accessing healthcare**
- No difficulties reported
 - High cost of transportation
 - Lack of transportation

| Community | Most common health problems | Most common barriers to accessing healthcare |
|------------------|--|---|
| Korin | Chronic diseases Acute respiratory infections Severe diseases affecting those aged less than 5 | No difficulties reported |
| Motaram | Skin diseases Chronic diseases Acute respiratory infections | High cost of transportation Lack of transportation |
| Nahliya | Chronic diseases Pregnancy related diseases Acute respiratory infections | High cost of transportation Lack of transportation |
| Thaheriya | Diarrhoea Acute respiratory infections Polio | High cost of transportation Lack of transportation |

Food Security

Korin

- Bread: no info
- Rice: 350 SYP
- Lentils: 400 SYP
- Sugar: 400 SYP
- Cooking oil: 600 SYP
- Shops
- No difficulties reported
- Private bakeries unavailable

Motaram

- Bread: no info
- Rice: 350 SYP
- Lentils: 400 SYP
- Sugar: 400 SYP
- Cooking oil: 600 SYP
- Shops
- No difficulties reported
- Private bakeries unavailable

Nahliya

- Bread: 125 SYP
- Rice: 350 SYP
- Lentils: 400 SYP
- Sugar: 400 SYP
- Cooking oil: 600 SYP
- Government distribution
- No difficulties reported
- Private bakeries unavailable

Thaheriya

- Bread: no info
- Rice: 350 SYP
- Lentils: 400 SYP
- Sugar: 400 SYP
- Cooking oil: 600 SYP
- Shops
- No difficulties reported
- Private bakeries unavailable

Main challenges to obtaining food

- No challenges
- Some foods unavailable
- Local production decreased
- Lack of access to markets
- Some foods expensive
- Lack of resources to buy food
- Lack of access to fuel
- Cooking fuel unavailable
- No information

- Bread (public): 1 pack
- Rice: 1kg
- Lentils: 1kg
- Sugar: 1kg
- Cooking oil: 1 litre

- Access to bread**
- Most common source of bread

- Most common barriers to accessing bread
- Number of days, per month, where bread from private bakeries was unavailable

Armanaz, Idleb Governorate

November 2017

Displacement

- % of pre-conflict population remaining
- % of population that are female
- % of female-headed households
- IDPs living in village
- New IDP arrivals
- Returnees

Armanaz

76-100% 26-50% 1-25%

Yes No No

Milis

76-100% 26-50% 1-25%

Yes No No

• 2/11 communities assessed : Armanaz, Milis



NFIs

Armanaz

B 7000 SYP 3200 SYP

C 350 SYP 2500 SYP

D 250 SYP 400 SYP

F 65000 SYP NA

Milis

B 7000 SYP 3200 SYP

C 350 SYP 2500 SYP

D 250 SYP 400 SYP

F 60000 SYP NA

Most common electricity source

- Main network
- Generator
- No source
- Solar alternative
- No information

Fuel Prices (SYP)*

- B** Butane (cannister)
- C** Coal (1kg)
- D** Diesel (1 litre)
- F** Firewood (1 tonne)

NFI Prices (SYP)*

- Cement (50kg)
- Floor mat (3*4m)
- Plastic tarpaulin (1m²)
- Tent (5 persons)

NA: not available for purchase

Shelter

- Independent apartment or house
 - Shared apartment or house
 - Unfinished apartment or house
 - Tent
 - Private space not for shelter
 - Cave/natural shelter
 - Collective public space not for shelter
 - No IDPs
 - No information
- Min - Max: rent paid per room (where known)

Armanaz

NDPs IDPs

3000 - 4000 SYP

Milis

NDPs IDPs

3000 - 4000 SYP

Livelihoods

Most common sources of income

Most common strategies used to cope with lack of income / resources

Armanaz

Daily employment
Farm owning
Business/trade

Children sent to work/beg
Taking loans/buying on credit

Milis

Daily employment
Farm owning
Business/trade

Children sent to work/beg
Taking loans/buying on credit

Armanaz
No lack of fuel

Milis
No lack of fuel

Most common strategies used to cope with a lack of fuel

Armanaz, Idleb Governorate

November 2017

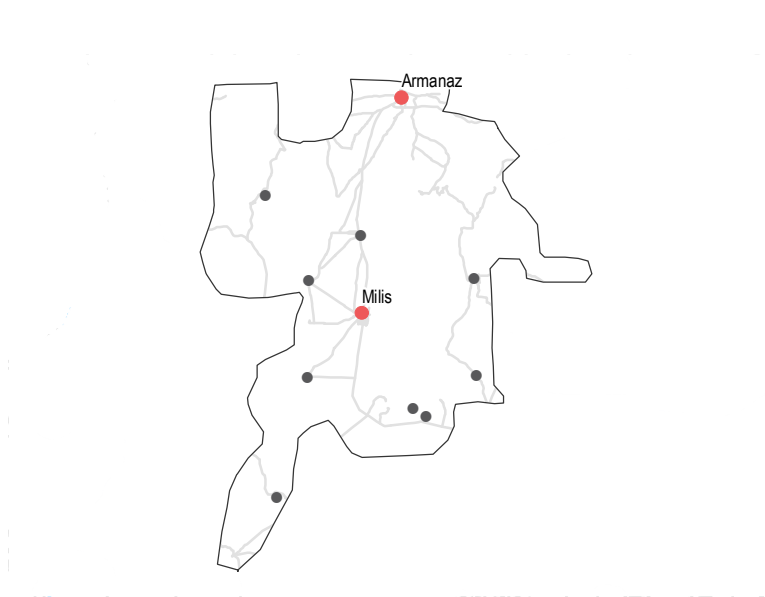
WASH

- Most common water source**
- Status of water source**
- Water is safe to drink
 - Water tastes/smells bad
 - People sick after drinking
 - No information
- Sufficiency of available water to meet household needs**
- Sufficient
 - Insufficient
 - No information
- Most common method of garbage disposal**

Armanaz

- Network
 - Disposed at designated site
- ### Milis
- Network
 - Disposed at designated site

• 2/11 communities assessed : Armanaz, Milis



Education

- Status of primary schools in village**
- Functioning
 - Not functioning
 - Not available
 - No information
- Barriers to accessing education services**

Armanaz
Most children accessed education

Milis
Most children accessed education

Health

| | Most common health problems | Most common barriers to accessing healthcare |
|----------------|---|--|
| Armanaz | Injuries Fever Severe diseases affecting those aged less than 5 | No difficulties reported |
| Milis | Acute respiratory infections Fever Severe diseases affecting those aged less than 5 | No difficulties reported |

Food Security

Armanaz

- Bread: 150 SYP
- Rice: 500 SYP
- Lentils: 500 SYP
- Sugar: 500 SYP
- Cooking oil: 800 SYP
- Public bakeries
- No difficulties reported
- 0

Milis

- Bread: 150 SYP
- Rice: 500 SYP
- Lentils: 500 SYP
- Sugar: 500 SYP
- Cooking oil: 800 SYP
- Public bakeries
- No difficulties reported
- 0

Main challenges to obtaining food

- No challenges
- Some foods unavailable
- Local production decreased
- Lack of access to markets
- Some foods expensive
- Lack of resources to buy food
- Lack of access to fuel
- Cooking fuel unavailable
- No information
- Bread (public): 1 pack
- Rice: 1kg
- Lentils: 1kg
- Sugar: 1kg
- Cooking oil: 1 litre

Access to bread

- Most common source of bread
- Most common barriers to accessing bread
- Number of days, per month, where bread from private bakeries was unavailable

Badama, Idleb Governorate

November 2017

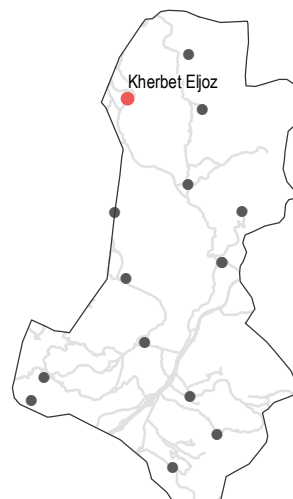
Displacement

- % of pre-conflict population remaining
- % of population that are female
- % of female-headed households
- IDPs living in village
- New IDP arrivals
- Returnees

Kherbet Eljoz

76-100% 26-50% 1-25%
 Yes No No

• 1/14 community assessed : Kherbet Eljoz



Shelter

- Independent apartment or house
 - Shared apartment or house
 - Unfinished apartment or house
 - Tent
 - Private space not for shelter
 - Cave/natural shelter
 - Collective public space not for shelter
 - No IDPs
 - No information
- Min - Max: rent paid per room (where known)

Kherbet Eljoz

NDPs IDPs
 15000 - 17000 SYP

Livelihoods

Most common sources of income

Kherbet Eljoz

Daily employment
 Business/trade
 Support from family/friends

Most common strategies used to cope with lack of income / resources

Borrowing from family/friends
 Selling household assets

NFIs

Kherbet Eljoz

B 7500 SYP 3200 SYP
C NA 5000 SYP
D 250 SYP NA
F 60000 SYP NA

Most common electricity source

- Main network
- Generator
- No source
- Solar alternative
- No information

Fuel Prices (SYP)*

- B** Butane (cannister)
- C** Coal (1kg)
- D** Diesel (1 litre)
- F** Firewood (1 tonne)

NFI Prices (SYP)*

- Cement (50kg)
- Floor mat (3*4m)
- Plastic tarpaulin (1m²)
- Tent (5 persons)

NA: not available for purchase

Kherbet Eljoz

Burning furniture in use
 Burning clothes
 Burning plastics

Most common strategies used to cope with a lack of fuel

Badama, Idleb Governorate

November 2017

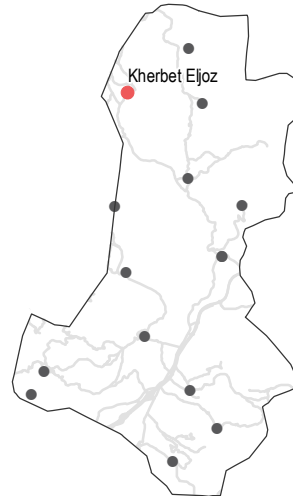
WASH

- Most common water source
- Status of water source
 - Water is safe to drink
 - Water tastes/smells bad
 - People sick after drinking
 - No information
- Sufficiency of available water to meet household needs
 - Sufficient
 - Insufficient
 - No information
- Most common method of garbage disposal

Kherbet Eljoz

- Closed well
- Private paid collection

• 1/14 community assessed : Kherbet Eljoz



Food Security

Kherbet Eljoz

- Bread: 110 SYP
- Rice: 250 SYP
- Lentils: 250 SYP
- Sugar: 350 SYP
- Cooking oil: 550 SYP
- Government distribution
- No difficulties reported
- 0

Main challenges to obtaining food

- No challenges
- Some foods unavailable
- Local production decreased
- Lack of access to markets
- Some foods expensive
- Lack of resources to buy food
- Lack of access to fuel
- Cooking fuel unavailable
- No information

Bread (public): 1 pack
 Rice: 1kg
 Lentils: 1 kg
 Sugar: 1kg
 Cooking oil: 1 litre

Access to bread

- Most common source of bread
- Most common barriers to accessing bread
- Number of days, per month, where bread from private bakeries was unavailable

Education

- Status of primary schools in village
 - Functioning
 - Not functioning
 - Not available
 - No information
- Barriers to accessing education services

Kherbet Eljoz

Most children accessed education

Health

- Most common health problems
 - Diarrhoea
 - Acute respiratory infections
 - Severe diseases affecting those aged less than 5
- Most common barriers to accessing healthcare
 - No difficulties reported

Kherbet Eljoz

Bennsh, Idleb Governorate

November 2017

Displacement

- % of pre-conflict population remaining
- % of population that are female
- % of female-headed households
- IDPs living in village
- New IDP arrivals
- Returnees

Bennsh

51-75% 51-75% 1-25%

Yes No No

Toum

76-100% 51-75% 1-25%

Yes No No

• 2/4 communities assessed : Bennsh, Toum



NFIs

Bennsh

B 7200 SYP 2700 SYP

C NA 6000 SYP

D 275 SYP 550 SYP

F 85000 SYP 22000 SYP

Toum

B 7200 SYP 2650 SYP

C NA 6000 SYP

D 270 SYP 550 SYP

F NA 23000 SYP

Most common electricity source

- Main network
- Generator
- No source
- Solar alternative
- No information

Fuel Prices (SYP)*

- B** Butane (cannister)
- C** Coal (1kg)
- D** Diesel (1 litre)
- F** Firewood (1 tonne)

NFI Prices (SYP)*

- Cement (50kg)
- Floor mat (3*4m)
- Plastic tarpaulin (1m²)
- Tent (5 persons)

NA: not available for purchase

Shelter

- Independent apartment or house
 - Shared apartment or house
 - Unfinished apartment or house
 - Tent
 - Private space not for shelter
 - Cave/natural shelter
 - Collective public space not for shelter
 - No IDPs
 - No information
- Min - Max: rent paid per room (where known)

Bennsh

NDPs IDPs

4000 - 5000 SYP

Toum

NDPs IDPs

3000 - 4000 SYP

Livelihoods

Most common sources of income

Most common strategies used to cope with lack of income / resources

Bennsh

Daily employment
Farm owning
Business/trade

Borrowing from family/friends
Selling household assets
Skipping meals

Toum

Daily employment
Farm owning
Business/trade

Borrowing from family/friends
Selling household assets
Reducing meal size

Bennsh
No lack of fuel

Toum
No lack of fuel

Most common strategies used to cope with a lack of fuel

Bennsh, Idleb Governorate

November 2017

WASH

- Most common water source**
- Status of water source**
- Water is safe to drink
 - Water tastes/smells bad
 - People sick after drinking
 - No information
- Sufficiency of available water to meet household needs**
- Sufficient
 - Insufficient
 - No information
- Most common method of garbage disposal**

- Bennsh**
- Network
 - Public free collection
- Toum**
- Network
 - Public free collection

• 2/4 communities assessed : Bennsh, Toum



Food Security

Bennsh

- Bread: 125 SYP
 - Rice: 500 SYP
 - Lentils: 550 SYP
 - Sugar: 400 SYP
 - Cooking oil: 600 SYP
- Public bakeries
 - No difficulties reported
 - 1 to 10

Toum

- Bread: 100 SYP
 - Rice: 500 SYP
 - Lentils: 550 SYP
 - Sugar: 400 SYP
 - Cooking oil: 600 SYP
- Public bakeries
 - No difficulties reported
 - 1 to 10

Main challenges to obtaining food

- No challenges
 - Some foods unavailable
 - Local production decreased
 - Lack of access to markets
 - Some foods expensive
 - Lack of resources to buy food
 - Lack of access to fuel
 - Cooking fuel unavailable
 - No information
- Bread (public): 1 pack
Rice: 1kg
Lentils: 1 kg
Sugar: 1kg
Cooking oil: 1 litre

Access to bread

- Most common source of bread
- Most common barriers to accessing bread
- Number of days, per month, where bread from private bakeries was unavailable

Education

- Status of primary schools in village**
- Functioning
 - Not functioning
 - Not available
 - No information
- Barriers to accessing education services**

Bennsh
Most children accessed education

Toum
Most children accessed education

Health

- Most common health problems
- Most common barriers to accessing healthcare

Bennsh

- Chronic diseases
- Injuries
- Acute respiratory infections

No difficulties reported

Toum

- Chronic diseases
- Acute respiratory infections

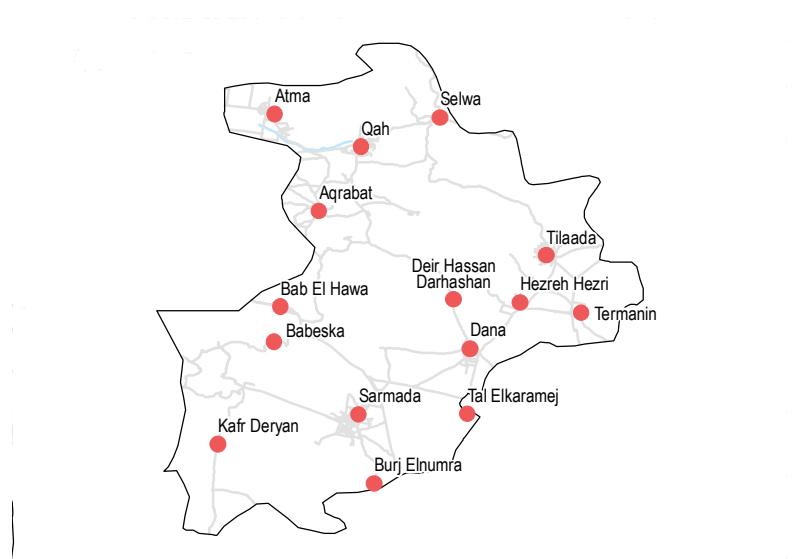
No facilities in the area
High cost of transportation
Lack of transportation

Displacement

- % of pre-conflict population remaining
- % of population that are female
- % of female-headed households
- IDPs living in village
- New IDP arrivals
- Returnees

| Community | % of pre-conflict population remaining | % of population that are female | % of female-headed households | IDPs living in village | New IDP arrivals | Returnees |
|---------------------|--|---------------------------------|-------------------------------|------------------------|------------------|-----------|
| Aqrabat | 76-100% | 51-75% | 1-25% | Yes | Yes | No |
| Atma | 76-100% | 51-75% | 1-25% | Yes | Yes | No |
| Bab El Hawa | 76-100% | 51-75% | 26-50% | Yes | No | No |
| Babeska | 76-100% | 51-75% | 1-25% | Yes | No | No |
| Burj Elnumra | 76-100% | 51-75% | 1-25% | Yes | No | No |

• 15/15 communities assessed (10 communities are shown on the next two factsheets): Aqrabat, Atma, Bab El Hawa, Babeska, Burj Elnumra



Shelter

- Independent apartment or house
- Shared apartment or house
- Unfinished apartment or house
- Tent
- Private space not for shelter
- Cave/natural shelter
- Collective public space not for shelter
- No IDPs
- No information
- Min - Max: rent paid per room (where known)

| Community | Most common shelter | Min - Max: rent paid per room (where known) |
|---------------------|--------------------------------|---|
| Aqrabat | Independent apartment or house | 7000 - 10000 SYP |
| Atma | Independent apartment or house | 10000 - 15000 SYP |
| Bab El Hawa | No IDPs | 5000 - 8000 SYP |
| Babeska | Independent apartment or house | 8000 - 10000 SYP |
| Burj Elnumra | Independent apartment or house | 5000 - 8000 SYP |

Livelihoods

- Most common sources of income
- Most common strategies used to cope with lack of income / resources

| Community | Most common sources of income | Most common strategies used to cope with lack of income / resources |
|---------------------|--|---|
| Aqrabat | Farm owning Business/trade Support from family/friends | Borrowing from family/friends Skipping meals Reducing meal size |
| Atma | Farm owning Business/trade Support from family/friends | Borrowing from family/friends Skipping meals Reducing meal size |
| Bab El Hawa | Farm owning Business/trade Support from family/friends | Borrowing from family/friends Skipping meals Reducing meal size |
| Babeska | Farm owning Business/trade Support from family/friends | Borrowing from family/friends Skipping meals Reducing meal size |
| Burj Elnumra | Farm owning Business/trade | Borrowing from family/friends Skipping meals Reducing meal size |

NFIs

| Community | Butane (cannister) | Coal (1kg) | Diesel (1 litre) | Firewood (1 tonne) | Cement (50kg) | Floor mat (3*4m) | Plastic tarpaulin (1m ²) | Tent (5 persons) |
|---------------------|--------------------|------------|------------------|--------------------|---------------|------------------|--------------------------------------|------------------|
| Aqrabat | B 7300 SYP | C 45 SYP | D 265 SYP | F 65000 SYP | 2700 SYP | 250 SYP | 25000 SYP | |
| Atma | B 6800 SYP | C 45 SYP | D 275 SYP | F 70000 SYP | 2750 SYP | 250 SYP | 25000 SYP | |
| Bab El Hawa | B 7100 SYP | C 50 SYP | D 265 SYP | F 75000 SYP | 2650 SYP | 250 SYP | 25000 SYP | |
| Babeska | B 7200 SYP | C 45 SYP | D 265 SYP | F 70000 SYP | 2700 SYP | 250 SYP | 25000 SYP | |
| Burj Elnumra | B 7200 SYP | C 45 SYP | D 265 SYP | F 65000 SYP | 2650 SYP | 250 SYP | 25000 SYP | |

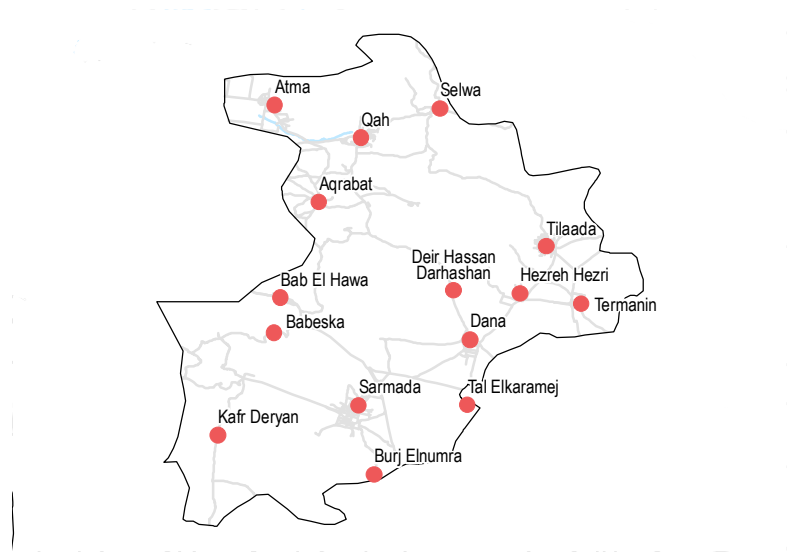
- Most common electricity source
- Main network
- Generator
- No source
- Solar alternative
- No information
- Fuel Prices (SYP)*
- B** Butane (cannister)
- C** Coal (1kg)
- D** Diesel (1 litre)
- F** Firewood (1 tonne)
- NFI Prices (SYP)*
- Cement (50kg)
- Floor mat (3*4m)
- Plastic tarpaulin (1m²)
- Tent (5 persons)
- NA: not available for purchase
- Most common strategies used to cope with a lack of fuel

WASH

- Most common water source**
- Status of water source**
- Water is safe to drink
 - Water tastes/smells bad
 - People sick after drinking
 - No information
- Sufficiency of available water to meet household needs**
- Sufficient
 - Insufficient
 - No information
- Most common method of garbage disposal**

- Aqrabat**
- Water trucking
 - Public free collection
- Atma**
- Water trucking
 - Public free collection
- Bab El Hawa**
- Water trucking
 - Public free collection
- Babeska**
- Water trucking
 - Public free collection
- Burj Elnumra**
- Water trucking
 - Public free collection

• 15/15 communities assessed (10 communities are shown on the next two factsheets): Aqrabat, Atma, Bab El Hawa, Babeska, Burj Elnumra



Food Security

- Aqrabat**
- Private bakeries
 - No difficulties reported
 - Bread: no info
 - Rice: 300 SYP
 - Lentils: 350 SYP
 - Sugar: 340 SYP
 - Cooking oil: 500 SYP
- Atma**
- Private bakeries
 - No difficulties reported
 - Bread: no info
 - Rice: 300 SYP
 - Lentils: 350 SYP
 - Sugar: 350 SYP
 - Cooking oil: 500 SYP
- Bab El Hawa**
- Shops
 - No difficulties reported
 - Bread: no info
 - Rice: 300 SYP
 - Lentils: 350 SYP
 - Sugar: 340 SYP
 - Cooking oil: 500 SYP
- Babeska**
- Shops
 - No difficulties reported
 - Bread: no info
 - Rice: 300 SYP
 - Lentils: 350 SYP
 - Sugar: 350 SYP
 - Cooking oil: 550 SYP
- Burj Elnumra**
- Shops
 - No difficulties reported
 - Bread: no info
 - Rice: 325 SYP
 - Lentils: 350 SYP
 - Sugar: 325 SYP
 - Cooking oil: 550 SYP

- Main challenges to obtaining food**
- No challenges
 - Some foods unavailable
 - Local production decreased
 - Lack of access to markets
 - Some foods expensive
 - Lack of resources to buy food
 - Lack of access to fuel
 - Cooking fuel unavailable
 - No information
- Bread (public): 1 pack**
- Rice: 1kg**
- Lentils: 1kg**
- Sugar: 1kg**
- Cooking oil: 1 litre**
- Access to bread**
- Most common source of bread
 - Most common barriers to accessing bread
 - Number of days, per month, where bread from private bakeries was unavailable

Education

- Status of primary schools in village**
- Functioning
 - Not functioning
 - Not available
 - No information
- Barriers to accessing education services**
- Aqrabat
 - Atma

- Bab El Hawa**
- Most children accessed education
- Babeska**
- Most children accessed education
- Burj Elnumra**
- Most children accessed education

Health

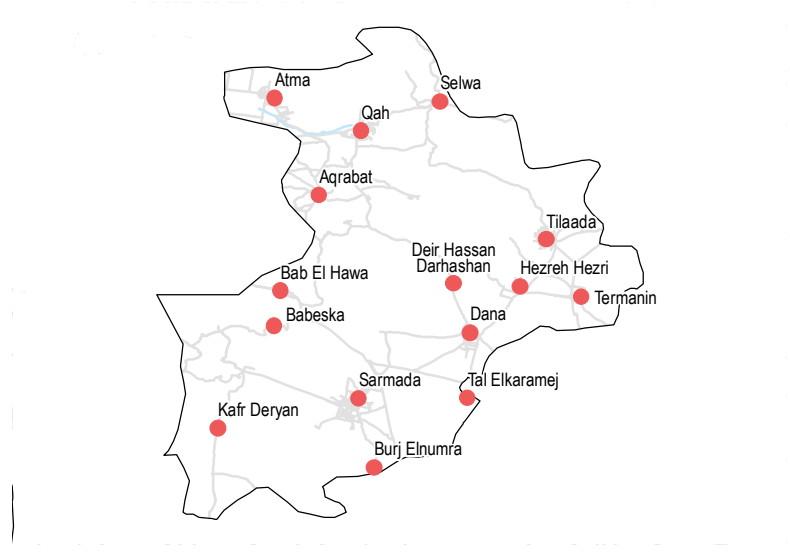
| | Most common health problems | Most common barriers to accessing healthcare |
|---------------------|--|--|
| Aqrabat | Pregnancy related diseases Maternal health issues Severe diseases affecting those aged less than 5 | No difficulties reported |
| Atma | Pregnancy related diseases Maternal health issues Severe diseases affecting those aged less than 5 | No difficulties reported |
| Bab El Hawa | Pregnancy related diseases Maternal health issues Severe diseases affecting those aged less than 5 | No difficulties reported |
| Babeska | Pregnancy related diseases Maternal health issues Severe diseases affecting those aged less than 5 | No difficulties reported |
| Burj Elnumra | Pregnancy related diseases Maternal health issues Severe diseases affecting those aged less than 5 | No difficulties reported |

Displacement

- % of pre-conflict population remaining
- % of population that are female
- % of female-headed households
- IDPs living in village
- New IDP arrivals
- Returnees

| Community | % of pre-conflict population remaining | % of population that are female | % of female-headed households | IDPs living in village | New IDP arrivals | Returnees |
|------------------------------|--|---------------------------------|-------------------------------|------------------------|------------------|-----------|
| Dana | 76-100% | 51-75% | 1-25% | Yes | Yes | No |
| Deir Hassan Darhashan | 76-100% | 51-75% | 1-25% | Yes | No | No |
| Hezreh Hezri | 76-100% | 51-75% | 1-25% | Yes | No | No |
| Kafr Deryan | 76-100% | 51-75% | 1-25% | Yes | Yes | No |
| Qah | 76-100% | 51-75% | 1-25% | Yes | Yes | No |

• 15/15 communities assessed (5 communities are shown on the previous factsheet, 5 communities are shown on the next factsheet): Dana, Deir Hassan Darhashan, Hezreh Hezri, Kafr Deryan, Qah



NFIs

| Community | B | C | D | F |
|------------------------------|----------|--------|---------|-----------|
| Dana | 7000 SYP | 45 SYP | 260 SYP | 75000 SYP |
| Deir Hassan Darhashan | 7100 SYP | 40 SYP | 265 SYP | 70000 SYP |
| Hezreh Hezri | 7000 SYP | 45 SYP | 275 SYP | 75000 SYP |
| Kafr Deryan | 3100 SYP | 45 SYP | 265 SYP | 65000 SYP |
| Qah | 7000 SYP | 45 SYP | 265 SYP | 75000 SYP |

- Most common electricity source
- Main network
 - Generator
 - No source
 - Solar alternative
 - No information
- Fuel Prices (SYP)*
- B** Butane (cannister)
 - C** Coal (1kg)
 - D** Diesel (1 litre)
 - F** Firewood (1 tonne)
- NFI Prices (SYP)*
- Cement (50kg)
 - Floor mat (3*4m)
 - Plastic tarpaulin (1m²)
 - Tent (5 persons)
- NA: not available for purchase

Shelter

- Most common shelter
- Independent apartment or house
 - Shared apartment or house
 - Unfinished apartment or house
 - Tent
 - Private space not for shelter
 - Cave/natural shelter
 - Collective public space not for shelter
 - No IDPs
 - No information
- Min - Max: rent paid per room (where known)

| Community | NDPs | IDPs |
|------------------------------|-------------------|------|
| Dana | 10000 - 15000 SYP | |
| Deir Hassan Darhashan | 8000 - 10000 SYP | |
| Hezreh Hezri | 5000 - 8000 SYP | |
| Kafr Deryan | 10000 - 12000 SYP | |
| Qah | 5000 - 7000 SYP | |

Livelihoods

| Community | Most common sources of income | Most common strategies used to cope with lack of income / resources |
|------------------------------|--|---|
| Dana | Farm owning Business/trade Remittances | Borrowing from family/friends Skipping meals Reducing meal size |
| Deir Hassan Darhashan | Farm owning Business/trade Support from family/friends | Borrowing from family/friends Skipping meals Reducing meal size |
| Hezreh Hezri | Farm owning Business/trade Remittances | Borrowing from family/friends Skipping meals Reducing meal size |
| Kafr Deryan | Farm owning Business/trade Support from family/friends | Borrowing from family/friends Skipping meals Reducing meal size |
| Qah | Farm owning Business/trade Remittances | Borrowing from family/friends Skipping meals Reducing meal size |

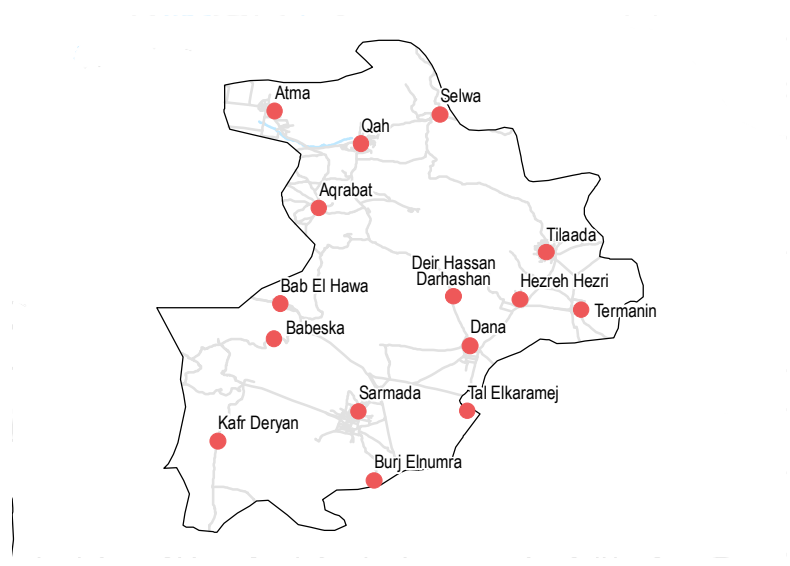
| Community | Most common strategies used to cope with a lack of fuel |
|------------------------------|---|
| Dana | No lack of fuel |
| Deir Hassan Darhashan | No lack of fuel |
| Hezreh Hezri | No lack of fuel |
| Kafr Deryan | No lack of fuel |
| Qah | No lack of fuel |

WASH

- Most common water source**
- Water is safe to drink
 - Water tastes/smells bad
 - People sick after drinking
 - No information
- Sufficiency of available water to meet household needs**
- Sufficient
 - Insufficient
 - No information
- Most common method of garbage disposal**
- Public free collection

- Dana**
- Water trucking
 - Public free collection
- Deir Hassan Darhashan**
- Water trucking
 - Public free collection
- Hezreh Hezri**
- Water trucking
 - Public free collection
- Kafr Deryan**
- Water trucking
 - Public free collection
- Qah**
- Water trucking
 - Public free collection

• 15/15 communities assessed (5 communities are shown on the previous factsheet, 5 communities are shown on the next factsheet): Dana, Deir Hassan Darhashan, Hezreh Hezri, Kafr Deryan, Qah



Education

- Status of primary schools in village**
- Functioning
 - Not functioning
 - Not available
 - No information
- Barriers to accessing education services**
- Dana: Most children accessed education
 - Deir Hassan Darhashan: Most children accessed education
 - Hezreh Hezri: Most children accessed education
 - Kafr Deryan: Most children accessed education
 - Qah: Most children accessed education

- Hezreh Hezri: Most children accessed education
- Kafr Deryan: Most children accessed education
- Qah: Most children accessed education

Health

| | Most common health problems | Most common barriers to accessing healthcare |
|------------------------------|--|--|
| Dana | Pregnancy related diseases Maternal health issues Severe diseases affecting those aged less than 5 | No difficulties reported |
| Deir Hassan Darhashan | Pregnancy related diseases Maternal health issues Severe diseases affecting those aged less than 5 | No difficulties reported |
| Hezreh Hezri | Pregnancy related diseases Maternal health issues Severe diseases affecting those aged less than 5 | No difficulties reported |
| Kafr Deryan | Pregnancy related diseases Maternal health issues Severe diseases affecting those aged less than 5 | No difficulties reported |
| Qah | Pregnancy related diseases Maternal health issues Severe diseases affecting those aged less than 5 | No difficulties reported |

Food Security

- Dana**
- Private bakeries
 - No difficulties reported
 - Bread: no info
 - Rice: 300 SYP
 - Lentils: 350 SYP
 - Sugar: 350 SYP
 - Cooking oil: 500 SYP
- Deir Hassan Darhashan**
- Private bakeries
 - No difficulties reported
 - Bread: no info
 - Rice: 300 SYP
 - Lentils: 350 SYP
 - Sugar: 350 SYP
 - Cooking oil: 500 SYP
- Hezreh Hezri**
- Shops
 - No difficulties reported
 - Bread: no info
 - Rice: 300 SYP
 - Lentils: 350 SYP
 - Sugar: 375 SYP
 - Cooking oil: 500 SYP
- Kafr Deryan**
- Private bakeries
 - No difficulties reported
 - Bread: no info
 - Rice: 300 SYP
 - Lentils: 350 SYP
 - Sugar: 340 SYP
 - Cooking oil: 500 SYP
- Qah**
- Private bakeries
 - No difficulties reported
 - Bread: no info
 - Rice: 300 SYP
 - Lentils: 350 SYP
 - Sugar: 350 SYP
 - Cooking oil: 500 SYP

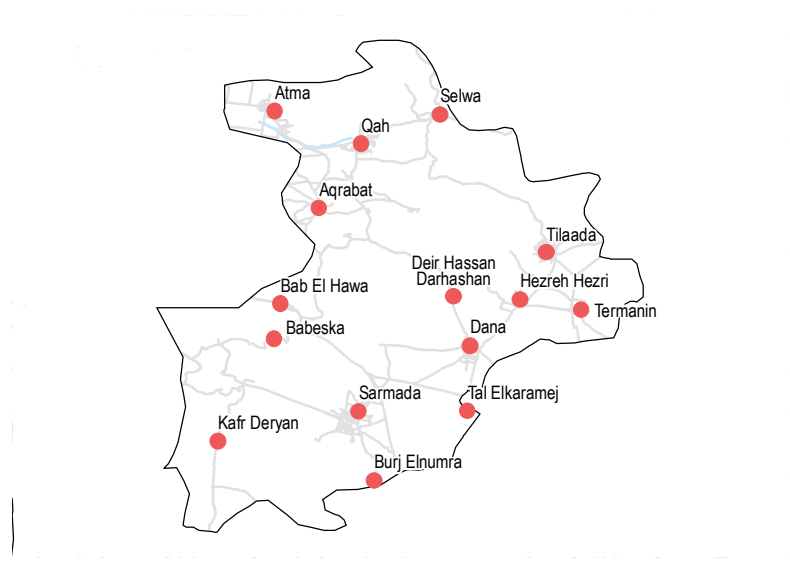
- Main challenges to obtaining food**
- No challenges
 - Some foods unavailable
 - Local production decreased
 - Lack of access to markets
 - Some foods expensive
 - Lack of resources to buy food
 - Lack of access to fuel
 - Cooking fuel unavailable
 - No information
- Bread (public): 1 pack**
- Rice: 1kg**
- Lentils: 1kg**
- Sugar: 1kg**
- Cooking oil: 1 litre**
- Access to bread**
- Most common source of bread
 - Most common barriers to accessing bread
 - Number of days, per month, where bread from private bakeries was unavailable

Displacement

- % of pre-conflict population remaining
- % of population that are female
- % of female-headed households
- IDPs living in village
- New IDP arrivals
- Returnees

| Community | % of pre-conflict population remaining | % of population that are female | % of female-headed households | IDPs living in village | New IDP arrivals | Returnees |
|----------------------|--|---------------------------------|-------------------------------|------------------------|------------------|-----------|
| Sarmada | 76-100% | 51-75% | 1-25% | Yes | Yes | No |
| Selwa | 76-100% | 51-75% | 1-25% | Yes | Yes | No |
| Tal Elkaramaj | 76-100% | 51-75% | 1-25% | Yes | Yes | No |
| Termanin | 76-100% | 51-75% | 1-25% | Yes | Yes | No |
| Tilaada | 76-100% | 51-75% | 1-25% | Yes | Yes | No |

• 15/15 communities assessed (10 communities are shown on the previous two factsheets): Sarmada, Selwa, Tal Elkaramaj, Termanin, Tilaada



Shelter

- Independent apartment or house
- Shared apartment or house
- Unfinished apartment or house
- Tent
- Private space not for shelter
- Cave/natural shelter
- Collective public space not for shelter
- No IDPs
- No information
- Min - Max: rent paid per room (where known)

| Community | Most common shelter | Min - Max: rent paid per room (where known) |
|----------------------|--------------------------------|---|
| Sarmada | Independent apartment or house | 10000 - 12500 SYP |
| Selwa | Independent apartment or house | 5000 - 7000 SYP |
| Tal Elkaramaj | Independent apartment or house | 8000 - 12500 SYP |
| Termanin | Independent apartment or house | 10000 - 12000 SYP |
| Tilaada | Independent apartment or house | 7000 - 10000 SYP |

Livelihoods

- Most common sources of income
- Most common strategies used to cope with lack of income / resources

| Community | Most common sources of income | Most common strategies used to cope with lack of income / resources |
|----------------------|--|---|
| Sarmada | Farm owning Business/trade Support from family/friends | Borrowing from family/friends Skipping meals Reducing meal size |
| Selwa | Farm owning Business/trade Remittances | Borrowing from family/friends Skipping meals Reducing meal size |
| Tal Elkaramaj | Farm owning Business/trade | Borrowing from family/friends Skipping meals Reducing meal size |
| Termanin | Farm owning Business/trade Support from family/friends | Borrowing from family/friends Skipping meals Reducing meal size |
| Tilaada | Farm owning Business/trade Support from family/friends | Borrowing from family/friends Skipping meals Reducing meal size |

NFIs

| Community | Butane (cannister) | Coal (1kg) | Diesel (1 litre) | Firewood (1 tonne) |
|-----------------|--------------------|------------|------------------|--------------------|
| Sarmada | B 7200 SYP | C 45 SYP | D 255 SYP | F 65000 SYP |
| Selwa | B 7100 SYP | C 45 SYP | D 275 SYP | F 65000 SYP |
| Termanin | B 7000 SYP | C 45 SYP | D 275 SYP | F 75000 SYP |
| Tilaada | B 7100 SYP | C 45 SYP | D 275 SYP | F 75000 SYP |

| Community | Cement (50kg) | Floor mat (3*4m) | Plastic tarpaulin (1m ²) | Tent (5 persons) |
|----------------------|---------------|------------------|--------------------------------------|------------------|
| Tal Elkaramaj | B 7100 SYP | C 45 SYP | D 265 SYP | F 75000 SYP |

- Most common electricity source
- Main network
- Generator
- No source
- Solar alternative
- No information
- Fuel Prices (SYP)*
- B** Butane (cannister)
- C** Coal (1kg)
- D** Diesel (1 litre)
- F** Firewood (1 tonne)
- NFI Prices (SYP)*
- Cement (50kg)
- Floor mat (3*4m)
- Plastic tarpaulin (1m²)
- Tent (5 persons)
- NA: not available for purchase

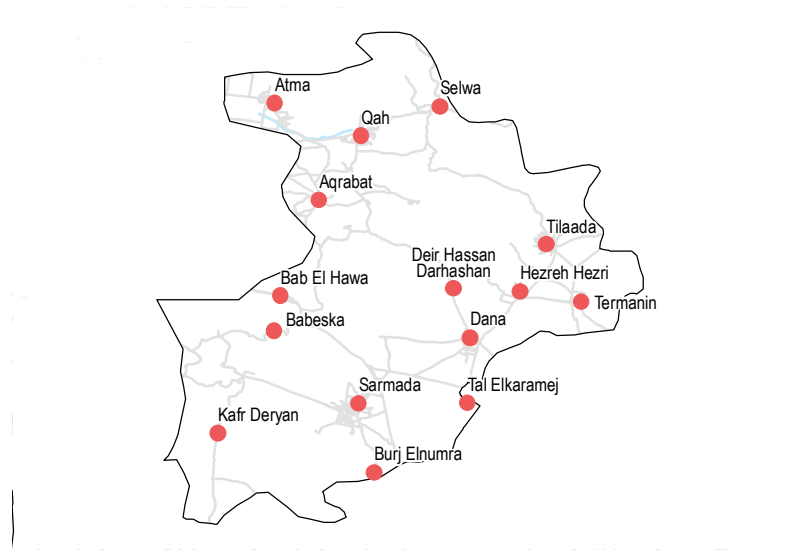
| Community | Most common strategies used to cope with a lack of fuel |
|----------------------|---|
| Sarmada | No lack of fuel |
| Selwa | No lack of fuel |
| Termanin | No lack of fuel |
| Tal Elkaramaj | No lack of fuel |
| Tilaada | No lack of fuel |

WASH

- Most common water source
- Status of water source
- Water is safe to drink
 - Water tastes/smells bad
 - People sick after drinking
 - No information
- Sufficiency of available water to meet household needs
- Sufficient
 - Insufficient
 - No information
- Most common method of garbage disposal

- Sarmada**
- Water trucking
 - Public free collection
- Selwa**
- Water trucking
 - Public free collection
- Tal Elkaramej**
- Water trucking
 - Public free collection
- Termanin**
- Water trucking
 - Public free collection
- Tilaada**
- Water trucking
 - Public free collection

• 15/15 communities assessed (10 communities are shown on the previous two factsheets): Sarmada, Selwa, Tal Elkaramej, Termanin, Tilaada



Education

- Status of primary schools in village
- Functioning
 - Not functioning
 - Not available
 - No information
- Barriers to accessing education services

- Tal Elkaramej**
- Most children accessed education
- Termanin**
- Most children accessed education
- Sarmada**
- Most children accessed education
- Tilaada**
- Most children accessed education
- Selwa**
- Most children accessed education

Health

- Most common health problems
- Most common barriers to accessing healthcare

| Community | Most common health problems | Most common barriers to accessing healthcare |
|----------------------|--|--|
| Sarmada | Pregnancy related diseases Maternal health issues Severe diseases affecting those aged less than 5 | No difficulties reported |
| Selwa | Pregnancy related diseases Maternal health issues Severe diseases affecting those aged less than 5 | No difficulties reported |
| Tal Elkaramej | Pregnancy related diseases Maternal health issues Severe diseases affecting those aged less than 5 | No difficulties reported |
| Termanin | Pregnancy related diseases Maternal health issues Severe diseases affecting those aged less than 5 | No difficulties reported |
| Tilaada | Pregnancy related diseases Maternal health issues Severe diseases affecting those aged less than 5 | No difficulties reported |

Food Security

- Sarmada**
- Private bakeries
 - No difficulties reported
 - Bread: no info
 - Rice: 300 SYP
 - Lentils: 350 SYP
 - Sugar: 325 SYP
 - Cooking oil: 500 SYP
- Selwa**
- Private bakeries
 - No difficulties reported
 - Bread: no info
 - Rice: 300 SYP
 - Lentils: 350 SYP
 - Sugar: 365 SYP
 - Cooking oil: 500 SYP
- Tal Elkaramej**
- Private bakeries
 - No difficulties reported
 - Bread: no info
 - Rice: 300 SYP
 - Lentils: 350 SYP
 - Sugar: 325 SYP
 - Cooking oil: 500 SYP
- Termanin**
- Private bakeries
 - No difficulties reported
 - Bread: no info
 - Rice: 300 SYP
 - Lentils: 350 SYP
 - Sugar: 365 SYP
 - Cooking oil: 500 SYP
- Tilaada**
- Private bakeries
 - No difficulties reported
 - Bread: no info
 - Rice: 300 SYP
 - Lentils: 350 SYP
 - Sugar: 365 SYP
 - Cooking oil: 500 SYP

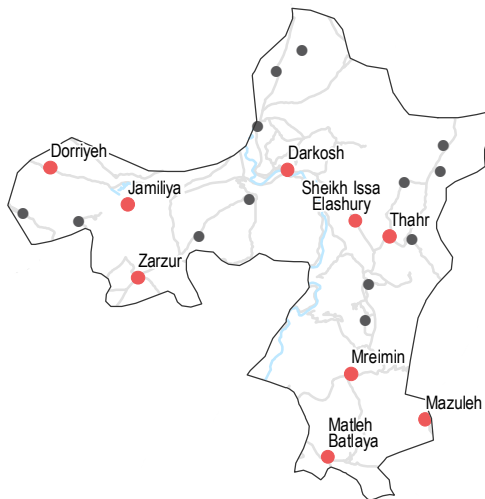
- Main challenges to obtaining food
- No challenges
 - Some foods unavailable
 - Local production decreased
 - Lack of access to markets
 - Some foods expensive
 - Lack of resources to buy food
 - Lack of access to fuel
 - Cooking fuel unavailable
 - No information
- Bread (public): 1 pack
 Rice: 1kg
 Lentils: 1kg
 Sugar: 1kg
 Cooking oil: 1 litre
- Access to bread
- Most common source of bread
 - Most common barriers to accessing bread
 - Number of days, per month, where bread from private bakeries was unavailable

Displacement

- % of pre-conflict population remaining
- % of population that are female
- % of female-headed households
- IDPs living in village
- New IDP arrivals
- Returnees

| Community | % of pre-conflict population remaining | % of population that are female | % of female-headed households | IDPs living in village | New IDP arrivals | Returnees |
|-----------------------|--|---------------------------------|-------------------------------|------------------------|------------------|-----------|
| Darkosh | 76-100% | 26-50% | 1-25% | Yes | No | No |
| Dorriyeh | 76-100% | 26-50% | 1-25% | Yes | No | No |
| Jamiliya | 76-100% | 26-50% | 1-25% | Yes | No | No |
| Matleh Batlaya | 76-100% | 26-50% | 1-25% | Yes | No | No |
| Mazuleh | 76-100% | 26-50% | 1-25% | Yes | No | No |

• 9/22 communities assessed (4 communities are shown on the next factsheet): Darkosh, Dorriyeh, Jamiliya, Matleh Batlaya, Mazuleh



Shelter

- Independent apartment or house
- Shared apartment or house
- Unfinished apartment or house
- Tent
- Private space not for shelter
- Cave/natural shelter
- Collective public space not for shelter
- No IDPs
- No information
- Min - Max: rent paid per room (where known)

| Community | Most common shelter | Min - Max: rent paid per room (where known) |
|-----------------------|--------------------------------|---|
| Darkosh | Independent apartment or house | 3000 - 4000 SYP |
| Matleh Batlaya | Independent apartment or house | 2000 - 3000 SYP |
| Dorriyeh | Independent apartment or house | 2000 - 3000 SYP |
| Mazuleh | Independent apartment or house | 2000 - 3000 SYP |
| Jamiliya | No IDPs | No info |

Livelihoods

- Most common sources of income
- Most common strategies used to cope with lack of income / resources

| Community | Most common sources of income | Most common strategies used to cope with lack of income / resources |
|-----------------------|---|---|
| Darkosh | Daily employment Farm owning Business/trade | Children sent to work/beg Taking loans/buying on credit |
| Dorriyeh | Daily employment Farm owning Business/trade | Children sent to work/beg Taking loans/buying on credit |
| Jamiliya | Daily employment Farm owning Business/trade | Children sent to work/beg Taking loans/buying on credit |
| Matleh Batlaya | Daily employment Farm owning Business/trade | Children sent to work/beg Taking loans/buying on credit |
| Mazuleh | Daily employment Farm owning Business/trade | Children sent to work/beg Taking loans/buying on credit |

NFIs

| Community | Lightbulb (B) | Lightbulb (C) | Lightbulb (D) | Lightbulb (F) |
|-----------------------|---------------|---------------|---------------|---------------|
| Darkosh | 7000 SYP | 350 SYP | 270 SYP | 60000 SYP |
| Matleh Batlaya | 7200 SYP | 350 SYP | 260 SYP | 60000 SYP |
| Dorriyeh | 7000 SYP | 350 SYP | 250 SYP | 60000 SYP |
| Jamiliya | 7300 SYP | 350 SYP | 270 SYP | 60000 SYP |

- Most common electricity source
- Main network
- Generator
- No source
- Solar alternative
- No information
- Fuel Prices (SYP)*
- B** Butane (cannister)
- C** Coal (1kg)
- D** Diesel (1 litre)
- F** Firewood (1 tonne)
- NFI Prices (SYP)*
- Cement (50kg)
- Floor mat (3*4m)
- Plastic tarpaulin (1m²)
- Tent (5 persons)
- NA: not available for purchase

| Community | Most common strategies used to cope with a lack of fuel |
|-----------------------|---|
| Darkosh | No lack of fuel |
| Dorriyeh | No lack of fuel |
| Jamiliya | No lack of fuel |
| Matleh Batlaya | No lack of fuel |
| Mazuleh | No lack of fuel |

WASH

- Most common water source**
- Status of water source**
- Water is safe to drink
 - Water tastes/smells bad
 - People sick after drinking
 - No information
- Sufficiency of available water to meet household needs**
- Sufficient
 - Insufficient
 - No information
- Most common method of garbage disposal**
- Disposed at designated site

Darkosh

- Network
- Disposed at designated site

Dorriyeh

- Network
- Disposed at designated site

Jamiliya

- Network
- Disposed at designated site

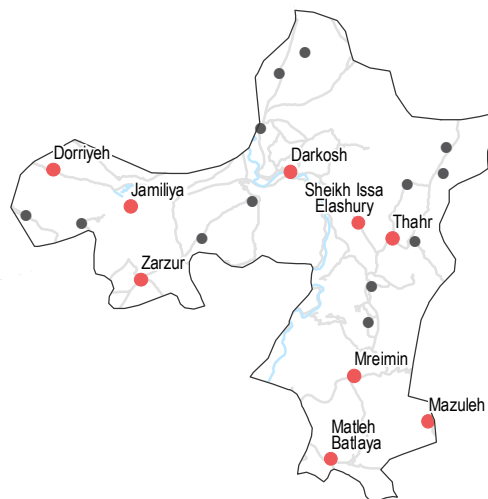
Matleh Batlaya

- Network
- Disposed at designated site

Mazuleh

- Network
- Disposed at designated site

- 9/22 communities assessed (4 communities are shown on the next factsheet): Darkosh, Dorriyeh, Jamiliya, Matleh Batlaya, Mazuleh



Education

- Status of primary schools in village**
- Functioning
 - Not functioning
 - Not available
 - No information
- Barriers to accessing education services**
- Most children accessed education
- Darkosh**
- Most children accessed education
- Dorriyeh**
- Most children accessed education

Jamiliya

Most children accessed education

Matleh Batlaya

Most children accessed education

Mazuleh

Most children accessed education

Health



Most common health problems



Most common barriers to accessing healthcare

Darkosh

Pregnancy related diseases
Injuries
Severe diseases affecting those aged less than 5

No difficulties reported

Dorriyeh

Pregnancy related diseases
Fever
Severe diseases affecting those aged less than 5

No difficulties reported

Jamiliya

Acute respiratory infections
Severe diseases affecting those aged less than 5

No difficulties reported

Matleh Batlaya

Acute respiratory infections
Fever
Severe diseases affecting those aged less than 5

No difficulties reported

Mazuleh

Acute respiratory infections
Severe diseases affecting those aged less than 5

No difficulties reported

Food Security

Darkosh

- Public bakeries
- Bread: 150 SYP
- Rice: 500 SYP
- Lentils: 500 SYP
- Sugar: 500 SYP
- Cooking oil: 800 SYP
- No difficulties reported

Dorriyeh

- Public bakeries
- Bread: 150 SYP
- Rice: 500 SYP
- Lentils: 500 SYP
- Sugar: 500 SYP
- Cooking oil: 800 SYP
- No difficulties reported

Jamiliya

- Public bakeries
- Bread: 150 SYP
- Rice: 500 SYP
- Lentils: 500 SYP
- Sugar: 500 SYP
- Cooking oil: 800 SYP
- No difficulties reported

Matleh Batlaya

- Public bakeries
- Bread: 150 SYP
- Rice: 500 SYP
- Lentils: 500 SYP
- Sugar: 500 SYP
- Cooking oil: 800 SYP
- No difficulties reported

Mazuleh

- Public bakeries
- Bread: 150 SYP
- Rice: 500 SYP
- Lentils: 500 SYP
- Sugar: 500 SYP
- Cooking oil: 800 SYP
- No difficulties reported

Main challenges to obtaining food

- No challenges
- Some foods unavailable
- Local production decreased
- Lack of access to markets
- Some foods expensive
- Lack of resources to buy food
- Lack of access to fuel
- Cooking fuel unavailable
- No information

Bread (public): 1 pack
Rice: 1kg
Lentils: 1 kg
Sugar: 1kg
Cooking oil: 1 litre

Access to bread

Most common source of bread

Most common barriers to accessing bread

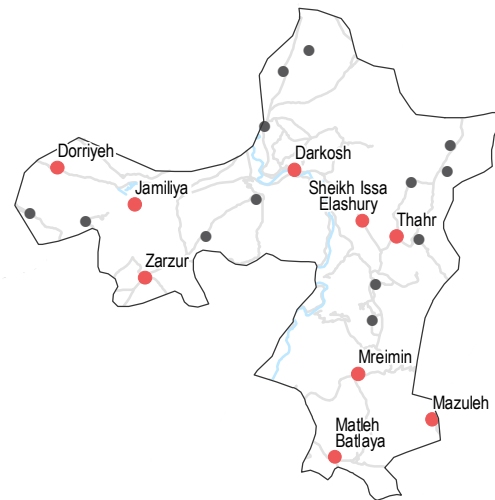
Number of days, per month, where bread from private bakeries was unavailable

Displacement

- % of pre-conflict population remaining
- % of population that are female
- % of female-headed households
- IDPs living in village
- New IDP arrivals
- Returnees

| Community | % of pre-conflict population remaining | % of population that are female | % of female-headed households | IDPs living in village | New IDP arrivals | Returnees |
|-----------------------------|--|---------------------------------|-------------------------------|------------------------|------------------|-----------|
| Mreimin | 76-100% | 26-50% | 1-25% | Yes | No | No |
| Sheikh Issa Elashury | 76-100% | 26-50% | 1-25% | Yes | No | No |
| Thahr | 76-100% | 26-50% | 1-25% | Yes | No | No |
| Zarzur | 76-100% | 26-50% | 1-25% | Yes | No | No |

• 9/22 communities assessed (5 communities are shown on the previous factsheet): Mreimin, Sheikh Issa Elashury, Thahr, Zarzur



NFIs

| Community | B | C | D | F |
|-----------------------------|----------|---------|---------|-----------|
| Mreimin | 7000 SYP | 350 SYP | 250 SYP | 60000 SYP |
| Zarzur | 6900 SYP | 350 SYP | 250 SYP | 60000 SYP |
| Sheikh Issa Elashury | 7200 SYP | 350 SYP | 250 SYP | 65000 SYP |
| Thahr | 7200 SYP | 350 SYP | 280 SYP | 60000 SYP |

- Most common electricity source
- Main network
 - Generator
 - No source
 - Solar alternative
 - No information
- Fuel Prices (SYP)*
- B** Butane (cannister)
 - C** Coal (1kg)
 - D** Diesel (1 litre)
 - F** Firewood (1 tonne)
- NFI Prices (SYP)*
- Cement (50kg)
 - Floor mat (3*4m)
 - Plastic tarpaulin (1m²)
 - Tent (5 persons)
- NA: not available for purchase

Shelter

- Independent apartment or house
 - Shared apartment or house
 - Unfinished apartment or house
 - Tent
 - Private space not for shelter
 - Cave/natural shelter
 - Collective public space not for shelter
 - No IDPs
 - No information
- Min - Max: rent paid per room (where known)

| Community | Most common shelter | Min - Max: rent paid per room (where known) |
|-----------------------------|--------------------------------|---|
| Mreimin | Independent apartment or house | 2000 - 3000 SYP |
| Zarzur | Independent apartment or house | 3000 - 4000 SYP |
| Sheikh Issa Elashury | Independent apartment or house | 2000 - 3000 SYP |
| Thahr | Independent apartment or house | 2000 - 3000 SYP |

Livelihoods

| Community | Most common sources of income | Most common strategies used to cope with lack of income / resources |
|-----------------------------|---|---|
| Mreimin | Daily employment Farm owning Business/trade | Children sent to work/beg Taking loans/buying on credit |
| Sheikh Issa Elashury | Daily employment Farm owning Business/trade | Children sent to work/beg Taking loans/buying on credit |
| Thahr | Daily employment Farm owning Business/trade | Children sent to work/beg Taking loans/buying on credit |
| Zarzur | Daily employment Farm owning Business/trade | Children sent to work/beg Taking loans/buying on credit |

- Most common strategies used to cope with a lack of fuel
- No lack of fuel
 - No lack of fuel
 - No lack of fuel
 - No lack of fuel

WASH

- Most common water source
- Status of water source
- Water is safe to drink
 - Water tastes/smells bad
 - People sick after drinking
 - No information
- Sufficiency of available water to meet household needs
- Sufficient
 - Insufficient
 - No information
- Most common method of garbage disposal

Mreimin

- Network
- Disposed at designated site

Sheikh Issa Elashury

- Network
- Disposed at designated site

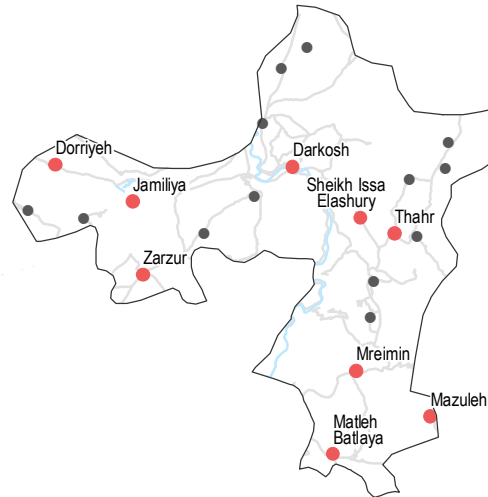
Thahr

- Network
- Disposed at designated site

Zarzur

- Network
- Disposed at designated site

• 9/22 communities assessed (5 communities are shown on the previous factsheet): Mreimin, Sheikh Issa Elashury, Thahr, Zarzur



Education

- Status of primary schools in village
- Functioning
 - Not functioning
 - Not available
 - No information
- Barriers to accessing education services

Thahr

Most children accessed education

Zarzur

Most children accessed education

Mreimin

Most children accessed education

Sheikh Issa Elashury

Most children accessed education

Health

- Most common health problems
- Most common barriers to accessing healthcare

Mreimin

Acute respiratory infections
 Fever
 Severe diseases affecting those aged less than 5
 No difficulties reported

Sheikh Issa Elashury

Acute respiratory infections
 Fever
 Severe diseases affecting those aged less than 5
 No difficulties reported

Thahr

Acute respiratory infections
 Fever
 Severe diseases affecting those aged less than 5
 No difficulties reported

Zarzur

Pregnancy related diseases
 Acute respiratory infections
 Severe diseases affecting those aged less than 5
 No difficulties reported

Food Security

Mreimin

- Public bakeries
- Bread: 150 SYP
- Rice: 500 SYP
- Lentils: 500 SYP
- Sugar: 500 SYP
- Cooking oil: 800 SYP
- No difficulties reported

Sheikh Issa Elashury

- Public bakeries
- Bread: 150 SYP
- Rice: 500 SYP
- Lentils: 500 SYP
- Sugar: 500 SYP
- Cooking oil: 800 SYP
- No difficulties reported

Thahr

- Public bakeries
- Bread: 150 SYP
- Rice: 500 SYP
- Lentils: 500 SYP
- Sugar: 500 SYP
- Cooking oil: 800 SYP
- No difficulties reported

Zarzur

- Public bakeries
- Bread: 150 SYP
- Rice: 500 SYP
- Lentils: 500 SYP
- Sugar: 500 SYP
- Cooking oil: 800 SYP
- No difficulties reported

Main challenges to obtaining food

- No challenges
- Some foods unavailable
- Local production decreased
- Lack of access to markets
- Some foods expensive
- Lack of resources to buy food
- Lack of access to fuel
- Cooking fuel unavailable
- No information

Bread (public): 1 pack
 Rice: 1kg
 Lentils: 1kg
 Sugar: 1kg
 Cooking oil: 1 litre

Access to bread

- Most common source of bread
- Most common barriers to accessing bread
- Number of days, per month, where bread from private bakeries was unavailable

Harim, Idleb Governorate

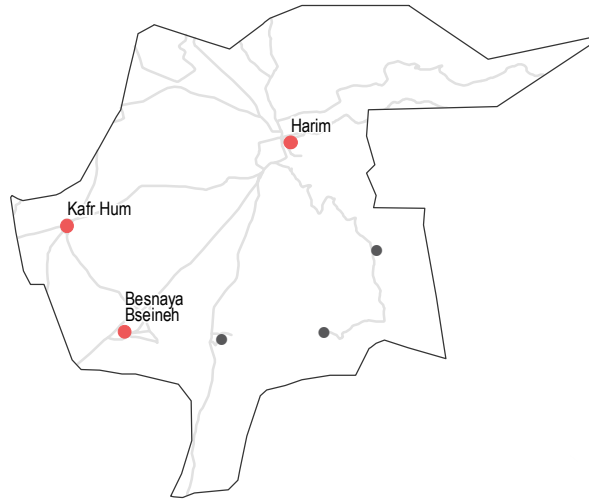
November 2017

Displacement

- % of pre-conflict population remaining
- % of population that are female
- % of female-headed households
- IDPs living in village
- New IDP arrivals
- Returnees

| Besnaya Bseineh | | |
|-----------------|--------|-------|
| 76-100% | 26-50% | 1-25% |
| Yes | No | No |
| Harim | | |
| 76-100% | 26-50% | 1-25% |
| Yes | No | No |
| Kafr Hum | | |
| 76-100% | 26-50% | 1-25% |
| Yes | No | No |

• 3/6 communities assessed : Besnaya Bseineh, Harim, Kafr Hum



Shelter

- Independent apartment or house
- Shared apartment or house
- Unfinished apartment or house
- Tent
- Private space not for shelter
- Cave/natural shelter
- Collective public space not for shelter
- No IDPs
- No information
- Min - Max: rent paid per room (where known)

| Besnaya Bseineh | |
|-----------------|------|
| NDPs | IDPs |
| | |
| 2000 - 3000 SYP | |
| Harim | |
| NDPs | IDPs |
| | |
| 3000 - 4000 SYP | |
| Kafr Hum | |
| NDPs | IDPs |
| | |
| 3000 - 4000 SYP | |

Livelihoods

Most common sources of income

Most common strategies used to cope with lack of income / resources

Besnaya Bseineh

Daily employment
Farm owning
Business/trade

Children sent to work/beg
Taking loans/buying on credit

Harim

Daily employment
Farm owning
Business/trade

Children sent to work/beg
Taking loans/buying on credit

Kafr Hum

Daily employment
Farm owning
Business/trade

Children sent to work/beg
Taking loans/buying on credit

NFIs

Besnaya Bseineh

| | |
|--------------------|----------|
| B 7000 SYP | 3200 SYP |
| C 350 SYP | 2500 SYP |
| D 270 SYP | 400 SYP |
| F 60000 SYP | NA |

Harim

| | |
|--------------------|----------|
| B 7000 SYP | 3200 SYP |
| C 350 SYP | 2500 SYP |
| D 270 SYP | 400 SYP |
| F 60000 SYP | NA |

Kafr Hum

| | |
|--------------------|----------|
| B 7000 SYP | 3200 SYP |
| C 350 SYP | 2500 SYP |
| D 270 SYP | 400 SYP |
| F 60000 SYP | NA |

Besnaya Bseineh

No lack of fuel

Harim

No lack of fuel

Kafr Hum

No lack of fuel

Most common electricity source

- Main network
- Generator
- No source
- Solar alternative
- No information

Fuel Prices (SYP)*

- B** Butane (cannister)
- C** Coal (1kg)
- D** Diesel (1 litre)
- F** Firewood (1 tonne)

NFI Prices (SYP)*

- Cement (50kg)
- Floor mat (3*4m)
- Plastic tarpaulin (1m²)
- Tent (5 persons)

NA: not available for purchase

Most common strategies used to cope with a lack of fuel

Harim, Idleb Governorate

November 2017

WASH

- Most common water source**
- Status of water source**
- Water is safe to drink
 - Water tastes/smells bad
 - People sick after drinking
 - No information
- Sufficiency of available water to meet household needs**
- Sufficient
 - Insufficient
 - No information
- Most common method of garbage disposal**

Besnaya Bseineh

- Network
- Disposed at designated site

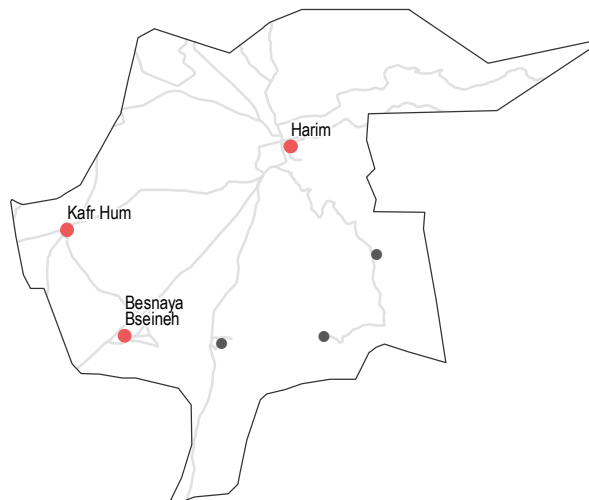
Harim

- Network
- Disposed at designated site

Kafr Hum

- Network
- Disposed at designated site

• 3/6 communities assessed : Besnaya Bseineh, Harim, Kafr Hum



Education

- Status of primary schools in village**
- Functioning
 - Not functioning
 - Not available
 - No information
- Barriers to accessing education services**

Kafr Hum

Most children accessed education

Besnaya Bseineh

Most children accessed education

Harim

Most children accessed education

Health

Most common health problems

Most common barriers to accessing healthcare

Besnaya Bseineh

Pregnancy related diseases
Injuries
Severe diseases affecting those aged less than 5

No difficulties reported

Harim

Injuries
Fever
Severe diseases affecting those aged less than 5

No difficulties reported

Kafr Hum

Pregnancy related diseases
Fever
Severe diseases affecting those aged less than 5

No difficulties reported

Food Security

Besnaya Bseineh

- Public bakeries
 - No difficulties reported
 - 0
- Bread: 150 SYP
Rice: 500 SYP
Lentils: 500 SYP
Sugar: 500 SYP
Cooking oil: 500 SYP

Harim

- Public bakeries
 - No difficulties reported
 - 0
- Bread: 150 SYP
Rice: 500 SYP
Lentils: 500 SYP
Sugar: 500 SYP
Cooking oil: 800 SYP

Kafr Hum

- Public bakeries
 - No difficulties reported
 - 0
- Bread: 150 SYP
Rice: 500 SYP
Lentils: 500 SYP
Sugar: 500 SYP
Cooking oil: 800 SYP

Main challenges to obtaining food

- No challenges
- Some foods unavailable
- Local production decreased
- Lack of access to markets
- Some foods expensive
- Lack of resources to buy food
- Lack of access to fuel
- Cooking fuel unavailable
- No information

Bread (public): 1 pack
Rice: 1kg
Lentils: 1kg
Sugar: 1kg
Cooking oil: 1 litre

Access to bread

- Most common source of bread
- Most common barriers to accessing bread
- Number of days, per month, where bread from private bakeries was unavailable

1/2 Heish, Idleb Governorate

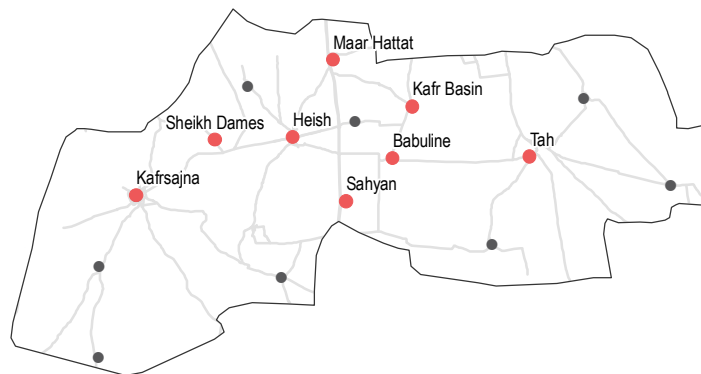
November 2017

Displacement

- % of pre-conflict population remaining
- % of population that are female
- % of female-headed households
- IDPs living in village
- New IDP arrivals
- Returnees

| Community | % of pre-conflict population remaining | % of population that are female | % of female-headed households | IDPs living in village | New IDP arrivals | Returnees |
|-------------------|--|---------------------------------|-------------------------------|------------------------|------------------|-----------|
| Babuline | 51-75% | 51-75% | 1-25% | Yes | Yes | No |
| Heish | 51-75% | 51-75% | 1-25% | Yes | No | Yes |
| Kafr Basin | 51-75% | 51-75% | 1-25% | Yes | Yes | No |
| Kafrsajna | 76-100% | 51-75% | 1-25% | Yes | Yes | Yes |

• 8/16 communities assessed (4 communities are shown on the next factsheet): Babuline, Heish, Kafr Basin, Kafrsajna



NFIs

| Community | B | C | D | F |
|-------------------|----------|--------|---------|-----------|
| Babuline | 7000 SYP | 75 SYP | 245 SYP | 70000 SYP |
| Heish | 7200 SYP | 75 SYP | 250 SYP | 75000 SYP |
| Kafr Basin | 7100 SYP | 75 SYP | 245 SYP | 75000 SYP |
| Kafrsajna | 7200 SYP | 75 SYP | 250 SYP | 70000 SYP |

- Most common electricity source
- Main network
 - Generator
 - No source
 - Solar alternative
 - No information
- Fuel Prices (SYP)*
- B** Butane (cannister)
 - C** Coal (1kg)
 - D** Diesel (1 litre)
 - F** Firewood (1 tonne)
- NFI Prices (SYP)*
- Cement (50kg)
 - Floor mat (3*4m)
 - Plastic tarpaulin (1m²)
 - Tent (5 persons)
- NA: not available for purchase

Shelter

- Most common shelter
- Independent apartment or house
 - Shared apartment or house
 - Unfinished apartment or house
 - Tent
 - Private space not for shelter
 - Cave/natural shelter
 - Collective public space not for shelter
 - No IDPs
 - No information
- Min - Max: rent paid per room (where known)

| Community | Most common shelter | Min - Max: rent paid per room (where known) |
|-------------------|--------------------------------|---|
| Babuline | Independent apartment or house | 3000 - 3500 SYP |
| Heish | Independent apartment or house | 3000 - 3500 SYP |
| Kafr Basin | No IDPs | 3000 - 3500 SYP |
| Kafrsajna | Independent apartment or house | 3000 - 3500 SYP |

Livelihoods

- Most common sources of income
- Most common strategies used to cope with lack of income / resources

| Community | Most common sources of income | Most common strategies used to cope with lack of income / resources |
|-------------------|---|---|
| Babuline | Farm owning Business/trade Savings | Children sent to work/beg Skipping meals Reducing meal size |
| Heish | Farm owning Business/trade Sale of humanitarian aid | Children sent to work/beg Skipping meals Reducing meal size |
| Kafr Basin | Farm owning Business/trade Savings | Children sent to work/beg Skipping meals Reducing meal size |
| Kafrsajna | Sale of household assets Farm owning Business/trade | Children sent to work/beg Selling household assets Reducing meal size |

| Community | Most common strategies used to cope with a lack of fuel |
|-------------------|---|
| Babuline | No lack of fuel |
| Heish | No lack of fuel |
| Kafr Basin | No lack of fuel |
| Kafrsajna | No lack of fuel |

WASH

Most common water source

Status of water source

- Water is safe to drink
- Water tastes/smells bad
- People sick after drinking
- No information

Sufficiency of available water to meet household needs

- Sufficient
- Insufficient
- No information

Most common method of garbage disposal

Babuline

- Water trucking
- Public free collection

Heish

- Network
- Public free collection

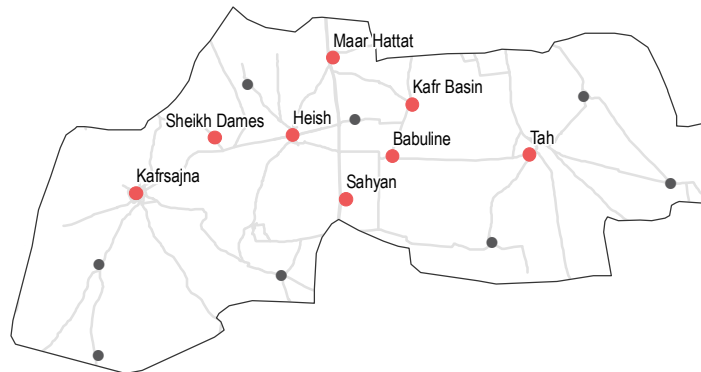
Kafr Basin

- Water trucking
- Public free collection

Kafrsajna

- Network
- Public free collection

8/16 communities assessed (4 communities are shown on the next factsheet): Babuline, Heish, Kafr Basin, Kafrsajna



Food Security

Babuline

Bread: 200 SYP
Rice: 400 SYP
Lentils: 400 SYP
Sugar: 375 SYP
Cooking oil: 550 SYP

- Shops
- No difficulties reported
- Private bakeries unavailable

Heish

Bread: 250 SYP
Rice: 400 SYP
Lentils: 400 SYP
Sugar: 375 SYP
Cooking oil: 550 SYP

- Private bakeries
- No difficulties reported
- 1 to 10

Kafr Basin

Bread: 250 SYP
Rice: 400 SYP
Lentils: 400 SYP
Sugar: 375 SYP
Cooking oil: 550 SYP

- Shops
- No difficulties reported
- Private bakeries unavailable

Kafrsajna

Bread: 250 SYP
Rice: 400 SYP
Lentils: 400 SYP
Sugar: 375 SYP
Cooking oil: 550 SYP

- Private bakeries
- No difficulties reported
- 1 to 10

Main challenges to obtaining food

- No challenges
- Some foods unavailable
- Local production decreased
- Lack of access to markets
- Some foods expensive
- Lack of resources to buy food
- Lack of access to fuel
- Cooking fuel unavailable
- No information

Bread (public): 1 pack
Rice: 1kg
Lentils: 1kg
Sugar: 1kg
Cooking oil: 1 litre

Access to bread

- Most common source of bread

- Most common barriers to accessing bread
- Number of days, per month, where bread from private bakeries was unavailable

Education

Status of primary schools in village

- Functioning
- Not functioning
- Not available
- No information

Barriers to accessing education services

Babuline
Most children accessed education

Heish
Most children accessed education

Kafr Basin
Most children accessed education

Kafrsajna
Most children accessed education

Health

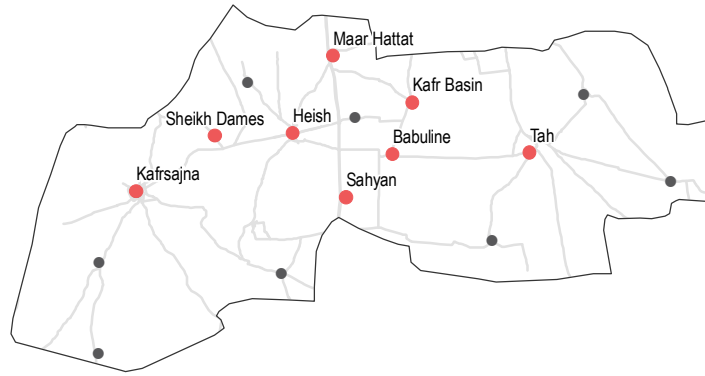
| | Most common health problems | Most common barriers to accessing healthcare |
|-------------------|---|--|
| Babuline | Skin diseases Chronic diseases Severe diseases affecting those aged less than 5 | No facilities in the area |
| Heish | Skin diseases Chronic diseases Severe diseases affecting those aged less than 5 | No difficulties reported |
| Kafr Basin | Skin diseases Chronic diseases Severe diseases affecting those aged less than 5 | No facilities in the area |
| Kafrsajna | Skin diseases Chronic diseases Severe diseases affecting those aged less than 5 | No facilities in the area |

Displacement

- % of pre-conflict population remaining
- % of population that are female
- % of female-headed households
- IDPs living in village
- New IDP arrivals
- Returnees

| Community | % of pre-conflict population remaining | % of population that are female | % of female-headed households | IDPs living in village | New IDP arrivals | Returnees |
|---------------------|--|---------------------------------|-------------------------------|------------------------|------------------|-----------|
| Maar Hattat | 51-75% | 51-75% | 1-25% | Yes | Yes | No |
| Sahyan | 76-100% | 51-75% | 1-25% | Yes | Yes | No |
| Sheikh Dames | 76-100% | 51-75% | 1-25% | Yes | No | Yes |
| Tah | 51-75% | 51-75% | 1-25% | Yes | No | No |

• 8/16 communities assessed (4 communities are shown on the previous factsheet): Maar Hattat, Sahyan, Sheikh Dames, Tah



Shelter

- Independent apartment or house
- Shared apartment or house
- Unfinished apartment or house
- Tent
- Private space not for shelter
- Cave/natural shelter
- Collective public space not for shelter
- No IDPs
- No information
- Min - Max: rent paid per room (where known)

| Community | Most common shelter | Min - Max: rent paid per room (where known) |
|---------------------|--|---|
| Maar Hattat | Independent apartment or house (3000 - 3500 SYP) | 3000 - 3500 SYP |
| Sahyan | Independent apartment or house (3000 - 3500 SYP) | 3000 - 3500 SYP |
| Sheikh Dames | Independent apartment or house (1000 - 1500 SYP) | 1000 - 1500 SYP |
| Tah | No info | No info |

Livelihoods

- Most common sources of income
- Most common strategies used to cope with lack of income / resources

| Community | Most common sources of income | Most common strategies used to cope with lack of income / resources |
|---------------------|--|--|
| Maar Hattat | Farm owning Business/trade Savings | Children sent to work/beg Skipping meals Reducing meal size |
| Sahyan | Farm owning Business/trade Savings | Children sent to work/beg Borrowing from family/friends Skipping meals |
| Sheikh Dames | Farm owning Business/trade Savings | Children sent to work/beg Reducing meal size |
| Tah | Farm owning Business/trade Savings | Children sent to work/beg Skipping meals Reducing meal size |

NFIs

| Community | Butane (cannister) | Coal (1kg) | Diesel (1 litre) | Firewood (1 tonne) | Cement (50kg) | Floor mat (3*4m) | Plastic tarpaulin (1m²) | Tent (5 persons) |
|---------------------|--------------------|------------|------------------|--------------------|---------------|------------------|-------------------------|------------------|
| Maar Hattat | B 7000 SYP | C 75 SYP | D 245 SYP | F 70000 SYP | 2100 SYP | 4000 SYP | 350 SYP | 25000 SYP |
| Sahyan | B 7000 SYP | C 75 SYP | D 250 SYP | F 65000 SYP | 2100 SYP | 4000 SYP | 350 SYP | 25000 SYP |
| Sheikh Dames | B 7100 SYP | C 75 SYP | D 250 SYP | F 65000 SYP | 2100 SYP | 4000 SYP | 350 SYP | 25000 SYP |
| Tah | B 7200 SYP | C 75 SYP | D 250 SYP | F 75000 SYP | 2100 SYP | 4000 SYP | 350 SYP | 25000 SYP |

- Most common electricity source
- Main network
- Generator
- No source
- Solar alternative
- No information
- Fuel Prices (SYP)*
- B** Butane (cannister)
- C** Coal (1kg)
- D** Diesel (1 litre)
- F** Firewood (1 tonne)
- NFI Prices (SYP)*
- Cement (50kg)
- Floor mat (3*4m)
- Plastic tarpaulin (1m²)
- Tent (5 persons)
- NA: not available for purchase

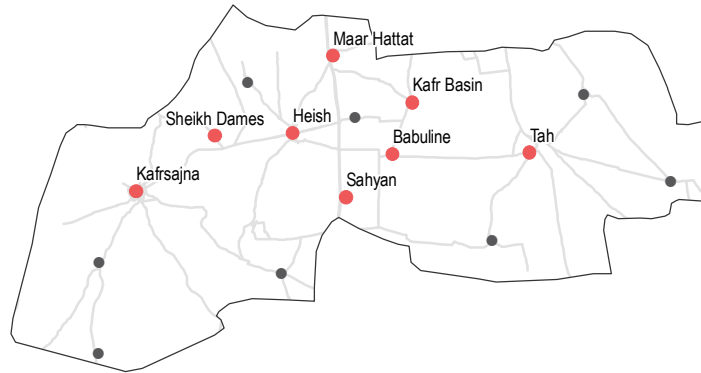
| Community | Most common strategies used to cope with a lack of fuel |
|---------------------|---|
| Maar Hattat | No lack of fuel |
| Sahyan | No lack of fuel |
| Sheikh Dames | No lack of fuel |
| Tah | No lack of fuel |

WASH

- Most common water source**
- Water is safe to drink
 - Water tastes/smells bad
 - People sick after drinking
 - No information
- Sufficiency of available water to meet household needs**
- Sufficient
 - Insufficient
 - No information
- Most common method of garbage disposal**
- Public free collection

- Maar Hattat**
- Water trucking
 - Public free collection
- Sahyan**
- Water trucking
 - Public free collection
- Sheikh Dames**
- Water trucking
 - Buried / burned
- Tah**
- Network
 - Public free collection

• 8/16 communities assessed (4 communities are shown on the previous factsheet): Maar Hattat, Sahyan, Sheikh Dames, Tah



Education

- Status of primary schools in village**
- Functioning
 - Not functioning
 - Not available
 - No information
- Barriers to accessing education services**
- Most children accessed education
- Maar Hattat**
- Most children accessed education
- Sahyan**
- Most children accessed education

- Sheikh Dames**
- Most children accessed education
- Tah**
- Most children accessed education

Health

| | Most common health problems | Most common barriers to accessing healthcare |
|---------------------|---|--|
| Maar Hattat | Skin diseases Chronic diseases Severe diseases affecting those aged less than 5 | No facilities in the area |
| Sahyan | Skin diseases Pregnancy related diseases Severe diseases affecting those aged less than 5 | No facilities in the area |
| Sheikh Dames | Skin diseases Chronic diseases Pregnancy related diseases | No facilities in the area |
| Tah | Skin diseases Pregnancy related diseases Severe diseases affecting those aged less than 5 | No difficulties reported |

Food Security

- Maar Hattat**
- Bread: 250 SYP
 - Rice: 400 SYP
 - Lentils: 400 SYP
 - Sugar: 375 SYP
 - Cooking oil: 550 SYP
- Shops
 - No difficulties reported
 - Private bakeries unavailable
- Sahyan**
- Bread: 125 SYP
 - Rice: 400 SYP
 - Lentils: 400 SYP
 - Sugar: 375 SYP
 - Cooking oil: 550 SYP
- Shops
 - No difficulties reported
 - Private bakeries unavailable
- Sheikh Dames**
- Bread: 250 SYP
 - Rice: 400 SYP
 - Lentils: 400 SYP
 - Sugar: 375 SYP
 - Cooking oil: 550 SYP
- Shops
 - No difficulties reported
 - Private bakeries unavailable
- Tah**
- Bread: 150 SYP
 - Rice: 400 SYP
 - Lentils: 400 SYP
 - Sugar: 375 SYP
 - Cooking oil: 500 SYP
- Private bakeries
 - No difficulties reported
 - 1 to 10
- Main challenges to obtaining food**
- No challenges
 - Some foods unavailable
 - Local production decreased
 - Lack of access to markets
 - Some foods expensive
 - Lack of resources to buy food
 - Lack of access to fuel
 - Cooking fuel unavailable
 - No information
- Access to bread**
- Bread (public): 1 pack
 - Rice: 1kg
 - Lentils: 1kg
 - Sugar: 1kg
 - Cooking oil: 1 litre
 - Most common source of bread
 - Most common barriers to accessing bread
 - Number of days, per month, where bread from private bakeries was unavailable

1/3 Idleb, Idleb Governorate

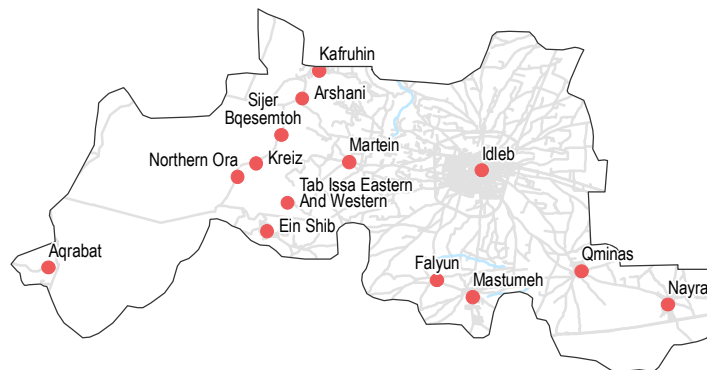
November 2017

Displacement

- % of pre-conflict population remaining
- % of population that are female
- % of female-headed households
- IDPs living in village
- New IDP arrivals
- Returnees

| Community | % of pre-conflict population remaining | % of population that are female | % of female-headed households | IDPs living in village | New IDP arrivals | Returnees |
|-----------------|--|---------------------------------|-------------------------------|------------------------|------------------|-----------|
| Aqrabat | 51-75% | 26-50% | 1-25% | Yes | No | No |
| Arshani | 51-75% | 76-100% | 1-25% | Yes | No | No |
| Ein Shib | 51-75% | 26-50% | 1-25% | Yes | No | No |
| Falyun | 51-75% | 76-100% | 1-25% | Yes | No | No |
| Idleb | 51-75% | 26-50% | 1-25% | Yes | No | No |

• 14/14 communities assessed (9 communities are shown on the next two factsheets): Aqrabat, Arshani, Ein Shib, Falyun, Idleb



Shelter

- Independent apartment or house
- Shared apartment or house
- Unfinished apartment or house
- Tent
- Private space not for shelter
- Cave/natural shelter
- Collective public space not for shelter
- No IDPs
- No information
- Min - Max: rent paid per room (where known)

| Community | Most common shelter | NDPs | IDPs |
|-----------------|--------------------------------|-----------------|-----------------|
| Aqrabat | Independent apartment or house | No info | No info |
| Arshani | Independent apartment or house | 4000 - 4500 SYP | 4000 - 4500 SYP |
| Ein Shib | Independent apartment or house | 6000 - 7000 SYP | 6000 - 7000 SYP |
| Falyun | Independent apartment or house | No info | No info |
| Idleb | Independent apartment or house | 7000 - 9000 SYP | 7000 - 9000 SYP |

Livelihoods

- Most common sources of income
- Most common strategies used to cope with lack of income / resources

| Community | Most common sources of income | Most common strategies used to cope with lack of income / resources |
|-----------------|---|---|
| Aqrabat | Daily employment Farm owning Business/trade | Children sent to work/beg |
| Arshani | Daily employment Farm owning Business/trade | Children sent to work/beg |
| Ein Shib | Daily employment Farm owning Business/trade | Children sent to work/beg |
| Falyun | Daily employment Business/trade Savings | Children sent to work/beg |
| Idleb | Daily employment Business/trade Remittances | Children sent to work/beg |

NFIs

| Community | Electricity Source | Fuel Prices (SYP)* | NFI Prices (SYP)* |
|-----------------|---|--|--|
| Aqrabat | B 7300 SYP C NA D 325 SYP F 68000 SYP | Butane (cannister) Coal (1kg) Diesel (1 litre) Firewood (1 tonne) | Cement (50kg) Floor mat (3*4m) Plastic tarpaulin (1m²) Tent (5 persons) |
| Falyun | B 7200 SYP C 375 SYP D 325 SYP F 65000 SYP | Butane (cannister) Coal (1kg) Diesel (1 litre) Firewood (1 tonne) | Cement (50kg) Floor mat (3*4m) Plastic tarpaulin (1m²) Tent (5 persons) |
| Arshani | B 7200 SYP C 400 SYP D 350 SYP F 63000 SYP | Butane (cannister) Coal (1kg) Diesel (1 litre) Firewood (1 tonne) | Cement (50kg) Floor mat (3*4m) Plastic tarpaulin (1m²) Tent (5 persons) |
| Idleb | B 7000 SYP C 375 SYP D 325 SYP F 65000 SYP | Butane (cannister) Coal (1kg) Diesel (1 litre) Firewood (1 tonne) | Cement (50kg) Floor mat (3*4m) Plastic tarpaulin (1m²) Tent (5 persons) |
| Ein Shib | B 7000 SYP C 400 SYP D 325 SYP F 68500 SYP | Butane (cannister) Coal (1kg) Diesel (1 litre) Firewood (1 tonne) | Cement (50kg) Floor mat (3*4m) Plastic tarpaulin (1m²) Tent (5 persons) |

- Most common electricity source
- Main network
- Generator
- No source
- Solar alternative
- No information

| Community | Most common strategies used to cope with a lack of fuel |
|-----------------|---|
| Aqrabat | No lack of fuel |
| Arshani | No lack of fuel |
| Falyun | No lack of fuel |
| Ein Shib | No lack of fuel |
| Idleb | No lack of fuel |

1/3 Idleb, Idleb Governorate

November 2017

WASH

- Most common water source**
- Status of water source**
- Water is safe to drink
 - Water tastes/smells bad
 - People sick after drinking
 - No information
- Sufficiency of available water to meet household needs**
- Sufficient
 - Insufficient
 - No information
- Most common method of garbage disposal**

Aqrabat

- Water trucking
- Private paid collection

Arshani

- Closed well
- Private paid collection

Ein Shib

- Closed well
- Private paid collection

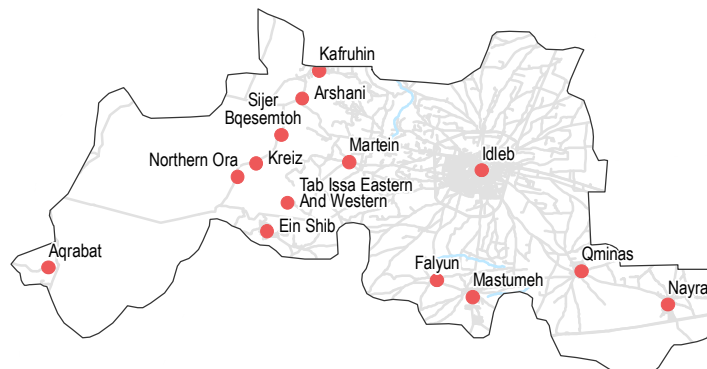
Falyun

- Closed well
- Private paid collection

Idleb

- Network
- Private paid collection

• 14/14 communities assessed (9 communities are shown on the next two factsheets): Aqrabat, Arshani, Ein Shib, Falyun, Idleb



Education

- Status of primary schools in village**
- Functioning
 - Not functioning
 - Not available
 - No information
- Barriers to accessing education services**

Ein Shib

Most children accessed education

Falyun

Most children accessed education

Aqrabat

Most children accessed education

Arshani

Most children accessed education

Idleb

Most children accessed education

Health

Most common health problems

Most common barriers to accessing healthcare

Aqrabat

Diarrhoea
Acute respiratory infections
Fever

No facilities in the area

Arshani

Diarrhoea
Acute respiratory infections
Fever

No facilities in the area

Ein Shib

Acute respiratory infections
Fever
Severe diseases affecting those aged less than 5

No difficulties reported

Falyun

Pregnancy related diseases
Acute respiratory infections
Severe diseases affecting those aged less than 5

No difficulties reported

Idleb

Acute respiratory infections
Fever
Severe diseases affecting those aged less than 5

No difficulties reported

Food Security

Aqrabat

Bread: 175 SYP
Rice: 450 SYP
Lentils: 300 SYP
Sugar: 400 SYP
Cooking oil: 550 SYP

Shops

No difficulties reported

Private bakeries unavailable

Arshani

Bread: 175 SYP
Rice: 400 SYP
Lentils: 325 SYP
Sugar: 375 SYP
Cooking oil: 550 SYP

Shops

No difficulties reported

Private bakeries unavailable

Ein Shib

Bread: 140 SYP
Rice: 400 SYP
Lentils: 325 SYP
Sugar: 375 SYP
Cooking oil: 575 SYP

Shops

No difficulties reported

0

Falyun

Bread: 125 SYP
Rice: 400 SYP
Lentils: 300 SYP
Sugar: 375 SYP
Cooking oil: 600 SYP

Private bakeries

No difficulties reported

0

Idleb

Bread: 125 SYP
Rice: 450 SYP
Lentils: 300 SYP
Sugar: 375 SYP
Cooking oil: 500 SYP

Public bakeries

No difficulties reported

0

Main challenges to obtaining food

- No challenges
- Some foods unavailable
- Local production decreased
- Lack of access to markets
- Some foods expensive
- Lack of resources to buy food
- Lack of access to fuel
- Cooking fuel unavailable
- No information

Bread (public): 1 pack
Rice: 1kg
Lentils: 1kg
Sugar: 1kg
Cooking oil: 1 litre

Access to bread

Most common source of bread

Most common barriers to accessing bread

Number of days, per month, where bread from private bakeries was unavailable

2/3 Idleb, Idleb Governorate

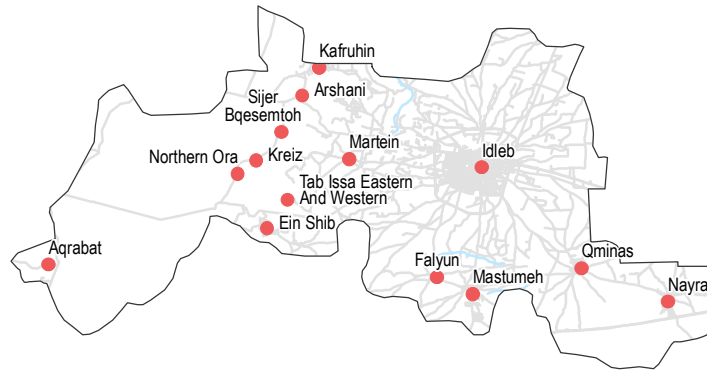
November 2017

Displacement

- % of pre-conflict population remaining
- % of population that are female
- % of female-headed households
- IDPs living in village
- New IDP arrivals
- Returnees

| Community | % of pre-conflict population remaining | % of population that are female | % of female-headed households | IDPs living in village | New IDP arrivals | Returnees |
|-----------------|--|---------------------------------|-------------------------------|------------------------|------------------|-----------|
| Kafruhin | 51-75% | 26-50% | 1-25% | Yes | No | No |
| Kreiz | 51-75% | 26-50% | 1-25% | Yes | No | No |
| Martein | 51-75% | 26-50% | 1-25% | Yes | No info | No |
| Mastumeh | 51-75% | 26-50% | 1-25% | Yes | No | Yes |

• 14/14 communities assessed (5 communities are shown on the previous factsheet, 5 communities are shown on the next factsheet): Kafruhin, Kreiz, Marte in, Mastumeh



NFIs

| Community | Lightbulb (Electricity) | Generator | Price (SYP) |
|-----------------|-------------------------|-----------|-------------|
| Kafruhin | B | 2500 SYP | 7300 SYP |
| Mastumeh | B | NA | 7200 SYP |

| Community | Lightbulb (Electricity) | Generator | Price (SYP) |
|----------------|-------------------------|-----------|-------------|
| Kreiz | B | NA | 7200 SYP |
| Martein | B | NA | 7200 SYP |

- Most common electricity source
- Main network
 - Generator
 - No source
 - Solar alternative
 - No information
- Fuel Prices (SYP)*
- B** Butane (cannister)
 - C** Coal (1kg)
 - D** Diesel (1 litre)
 - F** Firewood (1 tonne)
- NFI Prices (SYP)*
- Cement (50kg)
 - Floor mat (3*4m)
 - Plastic tarpaulin (1m²)
 - Tent (5 persons)
- NA: not available for purchase

Shelter

- Independent apartment or house
 - Shared apartment or house
 - Unfinished apartment or house
 - Tent
 - Private space not for shelter
 - Cave/natural shelter
 - Collective public space not for shelter
 - No IDPs
 - No information
- Min - Max: rent paid per room (where known)

| Community | Most common shelter | Price (SYP) |
|-----------------|--------------------------------|-----------------|
| Kafruhin | Independent apartment or house | 4000 - 4500 SYP |
| Kreiz | Independent apartment or house | 4000 - 5000 SYP |
| Martein | No IDPs | 3500 - 4000 SYP |
| Mastumeh | No info | - |

Livelihoods

- Most common sources of income
- Most common strategies used to cope with lack of income / resources

| Community | Most common sources of income | Most common strategies used to cope with lack of income / resources |
|-----------------|---|---|
| Kafruhin | Daily employment Business/trade Remittances | Children sent to work/beg |
| Kreiz | Daily employment Farm owning Remittances | Children sent to work/beg |
| Martein | Daily employment Business/trade Remittances | Children sent to work/beg |
| Mastumeh | Daily employment Farm owning Business/trade | Children sent to work/beg |

Kafruhin
No lack of fuel

Kreiz
No lack of fuel

Martein
No lack of fuel

Most common strategies used to cope with a lack of fuel

Mastumeh
No lack of fuel

WASH

- Most common water source
- Status of water source
- Water is safe to drink
 - Water tastes/smells bad
 - People sick after drinking
 - No information
- Sufficiency of available water to meet household needs
- Sufficient
 - Insufficient
 - No information
- Most common method of garbage disposal

Kafruhin

- Water trucking
- Private paid collection

Kreiz

- Closed well
- Private paid collection

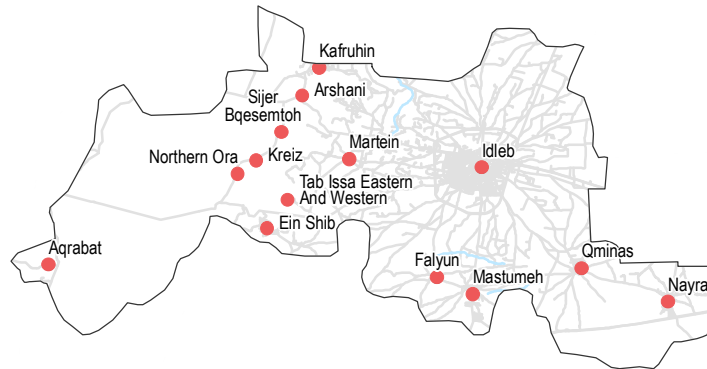
Martein

- Water trucking
- Private paid collection

Mastumeh

- Closed well
- Private paid collection

• 14/14 communities assessed (5 communities are shown on the previous factsheet, 5 communities are shown on the next factsheet): Kafruhin, Kreiz, Marte in, Mastumeh



Education

- Status of primary schools in village
- Functioning
 - Not functioning
 - Not available
 - No information
- Barriers to accessing education services

Martein

Most children accessed education

Mastumeh

Most children accessed education

Kafruhin

Most children accessed education

Kreiz

Most children accessed education

Health

Most common health problems

Most common barriers to accessing healthcare

Kafruhin

Maternal health issues
 Acute respiratory infections
 Fever

No difficulties reported

Kreiz

Acute respiratory infections
 Fever
 Severe diseases affecting those aged less than 5

No facilities in the area

Martein

Pregnancy related diseases
 Acute respiratory infections
 Fever

No facilities in the area

Mastumeh

Maternal health issues
 Acute respiratory infections
 Fever

No difficulties reported

Food Security

Kafruhin

- Shops
- Bread: 150 SYP
- Rice: 450 SYP
- Lentils: 325 SYP
- Sugar: 400 SYP
- Cooking oil: 525 SYP
- No difficulties reported
- Private bakeries unavailable

Kreiz

- Shops
- Bread: 140 SYP
- Rice: 450 SYP
- Lentils: 300 SYP
- Sugar: 350 SYP
- Cooking oil: 575 SYP
- No difficulties reported
- Private bakeries unavailable

Martein

- Shops
- Bread: 175 SYP
- Rice: 400 SYP
- Lentils: 300 SYP
- Sugar: 375 SYP
- Cooking oil: 550 SYP
- No difficulties reported
- Private bakeries unavailable

Mastumeh

- Shops
- Bread: 140 SYP
- Rice: 450 SYP
- Lentils: 325 SYP
- Sugar: 375 SYP
- Cooking oil: 550 SYP
- No difficulties reported
- 0

Main challenges to obtaining food

- No challenges
- Some foods unavailable
- Local production decreased
- Lack of access to markets
- Some foods expensive
- Lack of resources to buy food
- Lack of access to fuel
- Cooking fuel unavailable
- No information

Bread (public): 1 pack
 Rice: 1kg
 Lentils: 1kg
 Sugar: 1kg
 Cooking oil: 1 litre

Access to bread

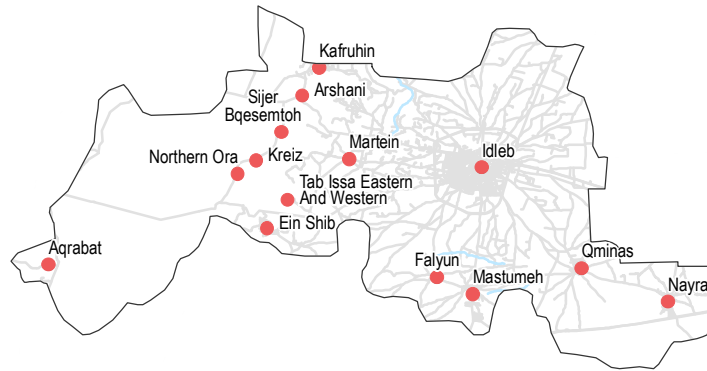
- Most common source of bread
- Most common barriers to accessing bread
- Number of days, per month, where bread from private bakeries was unavailable

Displacement

- % of pre-conflict population remaining
- % of population that are female
- % of female-headed households
- IDPs living in village
- New IDP arrivals
- Returnees

| Sub-district | % of pre-conflict population remaining | % of population that are female | % of female-headed households | IDPs living in village | New IDP arrivals | Returnees |
|-------------------------------------|--|---------------------------------|-------------------------------|------------------------|------------------|-----------|
| Nayrab | 51-75% | 26-50% | 1-25% | Yes | Yes | Yes |
| Northern Ora | 51-75% | 26-50% | 1-25% | Yes | No | No |
| Qminas | 51-75% | 26-50% | 1-25% | Yes | No | No |
| Sijer Bqesemtoh | 51-75% | 26-50% | 1-25% | Yes | Yes | No |
| Tab Issa Eastern And Western | 51-75% | 26-50% | 1-25% | Yes | No | No |

• 14/14 communities assessed (9 communities are shown on the previous two factsheets): Nayrab, Northern Ora, Qminas, Sijer Bqesemtoh, Tab Issa Eastern And Western



Shelter

- Independent apartment or house
- Shared apartment or house
- Unfinished apartment or house
- Tent
- Private space not for shelter
- Cave/natural shelter
- Collective public space not for shelter
- No IDPs
- No information
- Min - Max: rent paid per room (where known)

| Sub-district | Most common shelter | Min - Max: rent paid per room (where known) |
|-------------------------------------|--------------------------------|---|
| Nayrab | Independent apartment or house | 6500 - 7500 SYP |
| Northern Ora | Independent apartment or house | 3500 - 4000 SYP |
| Qminas | No IDPs | No info |
| Sijer Bqesemtoh | Independent apartment or house | 5000 - 6000 SYP |
| Tab Issa Eastern And Western | Independent apartment or house | 3500 - 4500 SYP |

Livelihoods

- Most common sources of income
- Most common strategies used to cope with lack of income / resources

| Sub-district | Most common sources of income | Most common strategies used to cope with lack of income / resources |
|-------------------------------------|---|---|
| Nayrab | Daily employment Farm owning Business/trade | Children sent to work/beg |
| Northern Ora | Daily employment Farm owning Business/trade | Children sent to work/beg |
| Qminas | Daily employment Business/trade Remittances | Children sent to work/beg |
| Sijer Bqesemtoh | Daily employment Farm owning Business/trade | Children sent to work/beg |
| Tab Issa Eastern And Western | Daily employment Farm owning Business/trade | Children sent to work/beg |

NFIs

| Sub-district | Lightbulb icon | Lightbulb icon | Lightbulb icon | Lightbulb icon |
|-------------------------------------|----------------|----------------|----------------|----------------|
| Nayrab | B 7000 SYP | C 375 SYP | D 325 SYP | F 65000 SYP |
| Northern Ora | B 7000 SYP | C 400 SYP | D 325 SYP | F 68500 SYP |
| Qminas | B 7300 SYP | C 400 SYP | D 325 SYP | F NA |
| Sijer Bqesemtoh | B 7200 SYP | C 400 SYP | D 325 SYP | F 65000 SYP |
| Tab Issa Eastern And Western | B 7200 SYP | C 375 SYP | D 325 SYP | F 65000 SYP |

- Most common electricity source
- Main network
- Generator
- No source
- Solar alternative
- No information
- Fuel Prices (SYP)*
- B** Butane (cannister)
- C** Coal (1kg)
- D** Diesel (1 litre)
- F** Firewood (1 tonne)
- NFI Prices (SYP)*
- Cement (50kg)
- Floor mat (3*4m)
- Plastic tarpaulin (1m²)
- Tent (5 persons)
- NA: not available for purchase

| Sub-district | Flame icon | Flame icon | Flame icon | Flame icon |
|-------------------------------------|-----------------|------------|------------|------------|
| Nayrab | No lack of fuel | | | |
| Northern Ora | No lack of fuel | | | |
| Qminas | No lack of fuel | | | |
| Sijer Bqesemtoh | No lack of fuel | | | |
| Tab Issa Eastern And Western | No lack of fuel | | | |

WASH

- Most common water source**
- Status of water source**
- Water is safe to drink
 - Water tastes/smells bad
 - People sick after drinking
 - No information
- Sufficiency of available water to meet household needs**
- Sufficient
 - Insufficient
 - No information
- Most common method of garbage disposal**

Nayrab

- Closed well
- Private paid collection

Northern Ora

- Network
- Private paid collection

Qminas

- Closed well
- Private paid collection

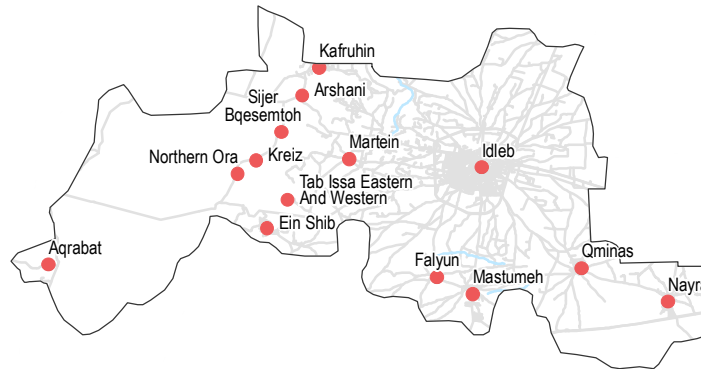
Sijer Bqesemtoh

- Network
- Private paid collection

Tab Issa Eastern And Western

- Water trucking
- Private paid collection

• 14/14 communities assessed (9 communities are shown on the previous two factsheets): Nayrab, Northern Ora, Qminas, Sijer Bqesemtoh, Tab Issa Eastern And Western



Education

- Status of primary schools in village**
- Functioning
 - Not functioning
 - Not available
 - No information
- Barriers to accessing education services**
- Nayrab: Most children accessed education

Qminas

Most children accessed education

Sijer Bqesemtoh

Most children accessed education

Tab Issa Eastern And Western

Most children accessed education

Northern Ora

Most children accessed education

Health

Most common health problems

Most common barriers to accessing healthcare

Nayrab

Maternal health issues
Acute respiratory infections
Fever

No difficulties reported

Northern Ora

Acute respiratory infections
Fever
Severe diseases affecting those aged less than 5

No facilities in the area

Qminas

Acute respiratory infections
Fever
Severe diseases affecting those aged less than 5

No facilities in the area

Sijer Bqesemtoh

Acute respiratory infections
Fever
Severe diseases affecting those aged less than 5

No facilities in the area

Tab Issa Eastern And Western

Pregnancy related diseases
Acute respiratory infections
Fever

No facilities in the area

Food Security

Nayrab

Bread: 125 SYP
Rice: 400 SYP
Lentils: 350 SYP
Sugar: 350 SYP
Cooking oil: 550 SYP

- Private bakeries
- No difficulties reported

Northern Ora

Bread: 125 SYP
Rice: 400 SYP
Lentils: 325 SYP
Sugar: 400 SYP
Cooking oil: 575 SYP

- Shops
- No difficulties reported
- Private bakeries unavailable

Qminas

Bread: 175 SYP
Rice: 450 SYP
Lentils: 325 SYP
Sugar: 375 SYP
Cooking oil: 575 SYP

- Shops
- No difficulties reported

Sijer Bqesemtoh

Bread: 125 SYP
Rice: 400 SYP
Lentils: 300 SYP
Sugar: 375 SYP
Cooking oil: 575 SYP

- Shops
- No difficulties reported
- Private bakeries unavailable

Tab Issa Eastern And Western

Bread: 150 SYP
Rice: 450 SYP
Lentils: 325 SYP
Sugar: 400 SYP
Cooking oil: 550 SYP

- Shops
- No difficulties reported
- Private bakeries unavailable

Main challenges to obtaining food

- No challenges
- Some foods unavailable
- Local production decreased
- Lack of access to markets
- Some foods expensive
- Lack of resources to buy food
- Lack of access to fuel
- Cooking fuel unavailable
- No information

Bread (public): 1 pack
Rice: 1kg
Lentils: 1kg
Sugar: 1kg
Cooking oil: 1 litre

Access to bread

- Most common source of bread

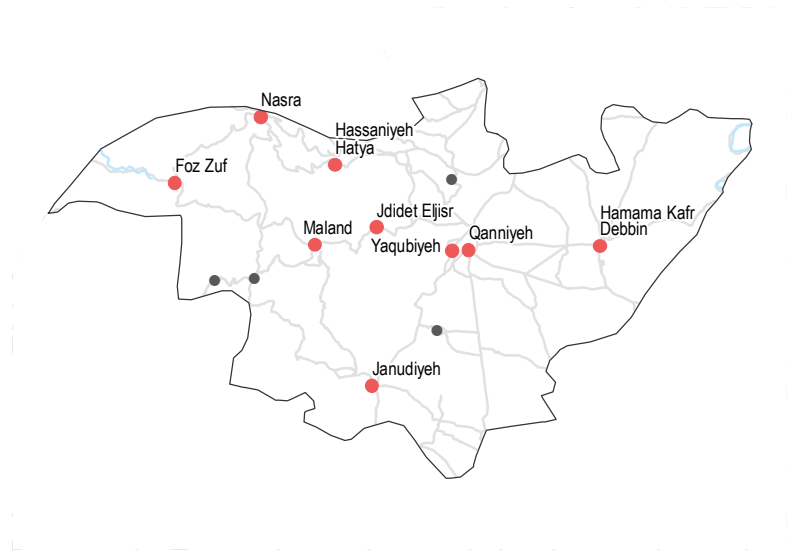
- Most common barriers to accessing bread
- Number of days, per month, where bread from private bakeries was unavailable

Displacement

- % of pre-conflict population remaining
- % of population that are female
- % of female-headed households
- IDPs living in village
- New IDP arrivals
- Returnees

| Community | % of pre-conflict population remaining | % of population that are female | % of female-headed households | IDPs living in village | New IDP arrivals | Returnees |
|---------------------------|--|---------------------------------|-------------------------------|------------------------|------------------|-----------|
| Foz Zuf | 76-100% | 26-50% | 1-25% | Yes | Yes | No |
| Hamama Kafr Debbin | 76-100% | 26-50% | 1-25% | Yes | Yes | No |
| Hassaniyeh Hatya | 76-100% | 26-50% | 1-25% | Yes | No | Yes |
| Janudiyeh | 76-100% | 26-50% | 1-25% | Yes | Yes | No |
| Jdidet Eljisir | 1-25% | 26-50% | 1-25% | Yes | No | No |

9/13 communities assessed (4 communities are shown on the next factsheet): Foz Zuf, Hamama Kafr Debbin, Hassaniyeh Hatya, Janudiyeh, Jdidet Eljisir



Shelter

- Independent apartment or house
- Shared apartment or house
- Unfinished apartment or house
- Tent
- Private space not for shelter
- Cave/natural shelter
- Collective public space not for shelter
- No IDPs
- No information
- Min - Max: rent paid per room (where known)

| Community | Most common shelter | NDPs | IDPs |
|---------------------------|--------------------------------|-------|-----------|
| Foz Zuf | Independent apartment or house | 15000 | 16000 SYP |
| Janudiyeh | Independent apartment or house | 10000 | 11000 SYP |
| Hamama Kafr Debbin | Independent apartment or house | 10000 | 12000 SYP |
| Jdidet Eljisir | No info | | |
| Hassaniyeh Hatya | No IDPs | | |

Livelihoods

Most common sources of income

Most common strategies used to cope with lack of income / resources

| Community | Most common sources of income | Most common strategies used to cope with lack of income / resources |
|---------------------------|---|---|
| Foz Zuf | Daily employment Sale of household assets Business/trade | Borrowing from family/friends Selling household assets |
| Hamama Kafr Debbin | Daily employment Farm owning Business/trade | Borrowing from family/friends Selling household assets |
| Hassaniyeh Hatya | Daily employment Business/trade Support from family/friends | Borrowing from family/friends Selling household assets |
| Janudiyeh | Daily employment Business/trade Support from family/friends | Borrowing from family/friends Selling household assets |
| Jdidet Eljisir | Daily employment Sale of household assets Business/trade | Borrowing from family/friends Selling household assets |

NFIs

| Community | Lightbulb icon | Generator icon | Lightbulb icon | Generator icon |
|---------------------------|----------------|----------------|----------------|----------------|
| Foz Zuf | B 7800 SYP | C 3200 SYP | B 7500 SYP | C 3200 SYP |
| Janudiyeh | C NA | D 5000 SYP | C NA | D 5000 SYP |
| Hamama Kafr Debbin | D 250 SYP | F NA | D 250 SYP | F NA |
| Jdidet Eljisir | F 65000 SYP | NA | F 60000 SYP | NA |
| Hassaniyeh Hatya | B 7500 SYP | C 3200 SYP | B 7500 SYP | C 3200 SYP |
| | C NA | D 5000 SYP | C NA | D 5000 SYP |
| | D 250 SYP | F NA | D 250 SYP | F NA |
| | F 65000 SYP | NA | F 65000 SYP | NA |

- Most common electricity source
- Main network
 - Generator
 - No source
 - Solar alternative
 - No information
- Fuel Prices (SYP)*
- B** Butane (cannister)
 - C** Coal (1kg)
 - D** Diesel (1 litre)
 - F** Firewood (1 tonne)
- NFI Prices (SYP)*
- Cement (50kg)
 - Floor mat (3*4m)
 - Plastic tarpaulin (1m²)
 - Tent (5 persons)
- NA: not available for purchase

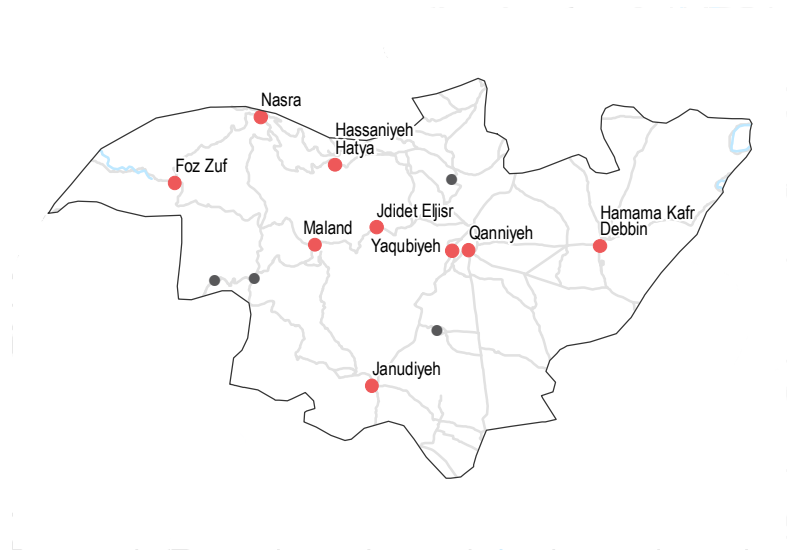
Most common strategies used to cope with a lack of fuel

WASH

- Most common water source**
- Status of water source**
- Water is safe to drink
 - Water tastes/smells bad
 - People sick after drinking
 - No information
- Sufficiency of available water to meet household needs**
- Sufficient
 - Insufficient
 - No information
- Most common method of garbage disposal**

- Foz Zuf**
- Water trucking
 - Private paid collection
- Hamama Kafr Debbin**
- Water trucking
 - Private paid collection
- Hassaniyeh Hatya**
- Water trucking
 - Private paid collection
- Janudiyeh**
- Water trucking
 - Private paid collection
- Jdidet Eljisir**
- Water trucking
 - Private paid collection

9/13 communities assessed (4 communities are shown on the next factsheet): Foz Zuf, Hamama Kafr Debbin, Hassaniyeh Hatya, Janudiyeh, Jdidet Eljisir



Education

- Status of primary schools in village**
- Functioning
 - Not functioning
 - Not available
 - No information
- Barriers to accessing education services**
- Foz Zuf
 - Hamama Kafr Debbin

- Hassaniyeh Hatya**
- Most children accessed education
- Janudiyeh**
- Most children accessed education
- Jdidet Eljisir**
- Most children accessed education

Health

| | Most common health problems | Most common barriers to accessing healthcare |
|---------------------------|---|--|
| Foz Zuf | Diarrhoea Acute respiratory infections Severe diseases affecting those aged less than 5 | No difficulties reported |
| Hamama Kafr Debbin | Diarrhoea Acute respiratory infections Severe diseases affecting those aged less than 5 | No difficulties reported |
| Hassaniyeh Hatya | Diarrhoea Acute respiratory infections Severe diseases affecting those aged less than 5 | No difficulties reported |
| Janudiyeh | Diarrhoea Acute respiratory infections Severe diseases affecting those aged less than 5 | No difficulties reported |
| Jdidet Eljisir | Diarrhoea Acute respiratory infections Severe diseases affecting those aged less than 5 | No difficulties reported |

Food Security

- Foz Zuf**
- Bread: no info
 - Rice: 350 SYP
 - Lentils: 350 SYP
 - Sugar: 375 SYP
 - Cooking oil: 600 SYP
 - Private bakeries
 - No difficulties reported
 - Private bakeries unavailable
- Hamama Kafr Debbin**
- Bread: 120 SYP
 - Rice: 350 SYP
 - Lentils: 350 SYP
 - Sugar: 375 SYP
 - Cooking oil: 600 SYP
 - Government distribution
 - No difficulties reported
 - Private bakeries unavailable
- Hassaniyeh Hatya**
- Bread: 115 SYP
 - Rice: 250 SYP
 - Lentils: 300 SYP
 - Sugar: 350 SYP
 - Cooking oil: 550 SYP
 - Government distribution
 - No difficulties reported
 - Private bakeries unavailable
- Janudiyeh**
- Bread: 115 SYP
 - Rice: 250 SYP
 - Lentils: 300 SYP
 - Sugar: 350 SYP
 - Cooking oil: 550 SYP
 - Government distribution
 - No difficulties reported
 - 0
- Jdidet Eljisir**
- Bread: 125 SYP
 - Rice: 350 SYP
 - Lentils: 350 SYP
 - Sugar: 375 SYP
 - Cooking oil: 600 SYP
 - Government distribution
 - No difficulties reported
 - Private bakeries unavailable

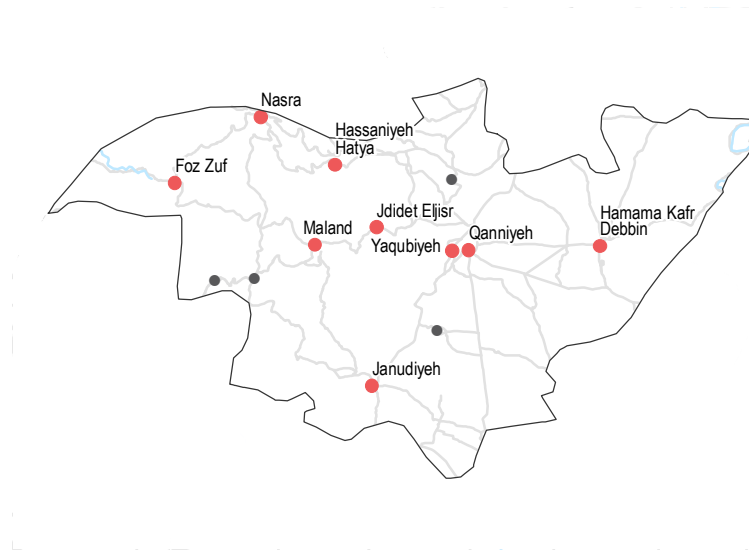
- Main challenges to obtaining food**
- No challenges
 - Some foods unavailable
 - Local production decreased
 - Lack of access to markets
 - Some foods expensive
 - Lack of resources to buy food
 - Lack of access to fuel
 - Cooking fuel unavailable
 - No information
- Bread (public): 1 pack**
- Rice: 1kg**
- Lentils: 1kg**
- Sugar: 1kg**
- Cooking oil: 1 litre**
- Access to bread**
- Most common source of bread
 - Most common barriers to accessing bread
 - Number of days, per month, where bread from private bakeries was unavailable

Displacement

- % of pre-conflict population remaining
- % of population that are female
- % of female-headed households
- IDPs living in village
- New IDP arrivals
- Returnees

| Community | % of pre-conflict population remaining | % of population that are female | % of female-headed households | IDPs living in village | New IDP arrivals | Returnees |
|------------------|--|---------------------------------|-------------------------------|------------------------|------------------|-----------|
| Maland | 76-100% | 26-50% | 1-25% | Yes | Yes | No |
| Nasra | None | 26-50% | 1-25% | Yes | No | No |
| Qanniyeh | 1-25% | 26-50% | 1-25% | Yes | Yes | Yes |
| Yaqubiyeh | 1-25% | 26-50% | 1-25% | Yes | No | No |

• 9/13 communities assessed (5 communities are shown on the previous factsheet): Maland, Nasra, Qanniyeh, Yaqubiyeh



Shelter

- Independent apartment or house
- Shared apartment or house
- Unfinished apartment or house
- Tent
- Private space not for shelter
- Cave/natural shelter
- Collective public space not for shelter
- No IDPs
- No information
- Min - Max: rent paid per room (where known)

| Community | Most common shelter | NDPs | IDPs |
|------------------|--------------------------------|---------|-----------|
| Maland | Independent apartment or house | 10000 | 13000 SYP |
| Nasra | Unfinished apartment or house | No info | No info |
| Qanniyeh | Unfinished apartment or house | No info | No info |
| Yaqubiyeh | No info | No info | No info |

Livelihoods

| Community | Most common sources of income | Most common strategies used to cope with lack of income / resources |
|------------------|---|---|
| Maland | Daily employment Farm owning Business/trade | Borrowing from family/friends Selling household assets |
| Nasra | Daily employment Sale of household assets Business/trade | Borrowing from family/friends Selling household assets |
| Qanniyeh | Daily employment Sale of household assets Business/trade | Borrowing from family/friends Selling household assets |
| Yaqubiyeh | Daily employment Business/trade Support from family/friends | Borrowing from family/friends Selling household assets |

NFIs

| Community | Electricity source | Fuel Prices (SYP)* | NFI Prices (SYP)* |
|------------------|--|----------------------------------|--|
| Maland | B 7500 SYP C NA D 250 SYP F 65000 SYP | 3000 SYP 5000 SYP NA NA | 7500 SYP NA 250 SYP 60000 SYP |
| Nasra | B 7500 SYP C NA D 250 SYP F 60000 SYP | 3200 SYP 5000 SYP NA NA | 7500 SYP NA 250 SYP 60000 SYP |
| Qanniyeh | B 7500 SYP C NA D 250 SYP F 65000 SYP | 3200 SYP 5000 SYP NA NA | 7500 SYP NA 250 SYP 65000 SYP |
| Yaqubiyeh | B 7500 SYP C NA D 250 SYP F 60000 SYP | 3200 SYP 5000 SYP NA NA | 7500 SYP NA 250 SYP 60000 SYP |

- Most common electricity source
- Main network
- Generator
- No source
- Solar alternative
- No information
- Fuel Prices (SYP)*
- B** Butane (cannister)
- C** Coal (1kg)
- D** Diesel (1 litre)
- F** Firewood (1 tonne)
- NFI Prices (SYP)*
- Cement (50kg)
- Floor mat (3*4m)
- Plastic tarpaulin (1m²)
- Tent (5 persons)
- NA: not available for purchase

Most common strategies used to cope with a lack of fuel

WASH

- Most common water source
- Status of water source
- Water is safe to drink
 - Water tastes/smells bad
 - People sick after drinking
 - No information
- Sufficiency of available water to meet household needs
- Sufficient
 - Insufficient
 - No information
- Most common method of garbage disposal

Maland

- Water trucking
- Private paid collection

Nasra

- Water trucking
- Private paid collection

Qanniyeh

- Water trucking
- Private paid collection

Yaqubiyeh

- Water trucking
- Private paid collection

• 9/13 communities assessed (5 communities are shown on the previous factsheet): Maland, Nasra, Qanniyeh, Yaqubiyeh



Education

- Status of primary schools in village
- Functioning
 - Not functioning
 - Not available
 - No information
- Barriers to accessing education services

Qanniyeh

Most children accessed education

Yaqubiyeh

Most children accessed education

Maland

Most children accessed education

Nasra

Most children accessed education

Health

Most common health problems

Most common barriers to accessing healthcare

Maland

Diarrhoea
 Acute respiratory infections
 Severe diseases affecting those aged less than 5

No difficulties reported

Nasra

Diarrhoea
 Acute respiratory infections
 Severe diseases affecting those aged less than 5

No difficulties reported

Qanniyeh

Diarrhoea
 Chronic diseases
 Acute respiratory infections

No difficulties reported

Yaqubiyeh

Diarrhoea
 Acute respiratory infections
 Severe diseases affecting those aged less than 5

No difficulties reported

Food Security

Maland

Bread: 120 SYP
 Rice: 350 SYP
 Lentils: 350 SYP
 Sugar: 375 SYP
 Cooking oil: 600 SYP

Government distribution

No difficulties reported

Private bakeries unavailable

Nasra

Bread: no info
 Rice: 300 SYP
 Lentils: 350 SYP
 Sugar: 375 SYP
 Cooking oil: 600 SYP

Private bakeries

No difficulties reported

Private bakeries unavailable

Qanniyeh

Bread: 120 SYP
 Rice: 200 SYP
 Lentils: 250 SYP
 Sugar: 375 SYP
 Cooking oil: 600 SYP

Government distribution

No difficulties reported

Private bakeries unavailable

Yaqubiyeh

Bread: 120 SYP
 Rice: 250 SYP
 Lentils: 300 SYP
 Sugar: 350 SYP
 Cooking oil: 550 SYP

Private bakeries

No difficulties reported

Private bakeries unavailable

Main challenges to obtaining food

- No challenges
- Some foods unavailable
- Local production decreased
- Lack of access to markets
- Some foods expensive
- Lack of resources to buy food
- Lack of access to fuel
- Cooking fuel unavailable
- No information

Bread (public): 1 pack
 Rice: 1kg
 Lentils: 1kg
 Sugar: 1kg
 Cooking oil: 1 litre

Access to bread

- Most common source of bread
- Most common barriers to accessing bread
- Number of days, per month, where bread from private bakeries was unavailable

1/2 Jisr Ash-Shugur, Idleb Governorate

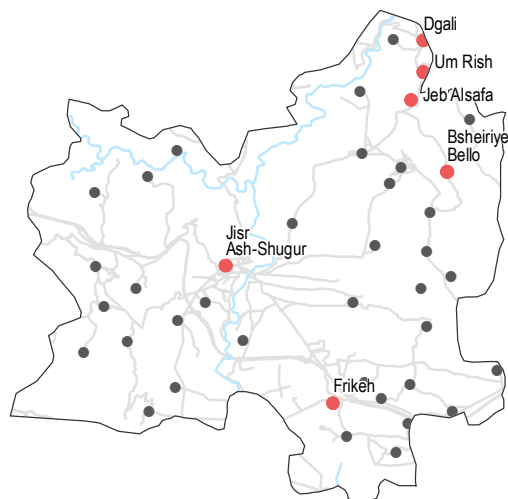
November 2017

Displacement

- % of pre-conflict population remaining
- % of population that are female
- % of female-headed households
- IDPs living in village
- New IDP arrivals
- Returnees

| Bsheiriyeh Bello | | |
|------------------|--------|-------|
| 76-100% | 26-50% | 1-25% |
| Yes | Yes | Yes |
| Dgali | | |
| 76-100% | 26-50% | 1-25% |
| Yes | Yes | No |
| Frikeh | | |
| 51-75% | 26-50% | 1-25% |
| Yes | Yes | No |

• 6/41 communities assessed (3 communities are shown on the next factsheet): Bsheiriyeh Bello, Dgali, Frikeh



Shelter

- Independent apartment or house
- Shared apartment or house
- Unfinished apartment or house
- Tent
- Private space not for shelter
- Cave/natural shelter
- Collective public space not for shelter
- No IDPs
- No information
- Min - Max: rent paid per room (where known)

| Bsheiriyeh Bello | |
|------------------|------|
| NDPs | IDPs |
| | |
| 3000 - 4000 SYP | |
| Dgali | |
| NDPs | IDPs |
| | |
| 4000 - 5000 SYP | |
| Frikeh | |
| NDPs | IDPs |
| | |
| No info | |

Livelihoods

Most common sources of income

Most common strategies used to cope with lack of income / resources

Bsheiriyeh Bello

Daily employment
Business/trade
Support from family/friends

Borrowing from family/friends
Selling household assets

Dgali

Daily employment
Business/trade
Support from family/friends

Borrowing from family/friends
Selling household assets

Frikeh

Daily employment
Sale of household assets
Business/trade

Borrowing from family/friends
Selling household assets

NFIs

Bsheiriyeh Bello

| | |
|--------------------|----------|
| B 7200 SYP | 3200 SYP |
| C NA | 5000 SYP |
| D 250 SYP | NA |
| F 60000 SYP | NA |

Dgali

| | |
|--------------------|----------|
| B 7500 SYP | 3200 SYP |
| C NA | 5000 SYP |
| D 250 SYP | NA |
| F 60000 SYP | NA |

Frikeh

| | |
|--------------------|----------|
| B 7500 SYP | 3500 SYP |
| C NA | 5000 SYP |
| D 250 SYP | NA |
| F 60000 SYP | NA |

Most common electricity source

- Main network
- Generator
- No source
- Solar alternative
- No information

Fuel Prices (SYP)*

- B** Butane (cannister)
- C** Coal (1kg)
- D** Diesel (1 litre)
- F** Firewood (1 tonne)

NFI Prices (SYP)*

- Cement (50kg)
- Floor mat (3*4m)
- Plastic tarpaulin (1m²)
- Tent (5 persons)

NA: not available for purchase

Most common strategies used to cope with a lack of fuel

Bsheiriyeh Bello

Burning furniture in use
Burning clothes
Burning plastics

Dgali

Burning furniture in use
Burning clothes
Burning plastics

Frikeh

Burning furniture in use
Burning clothes
Burning plastics

WASH

- Most common water source**
- Status of water source**
- Water is safe to drink
 - Water tastes/smells bad
 - People sick after drinking
 - No information
- Sufficiency of available water to meet household needs**
- Sufficient
 - Insufficient
 - No information
- Most common method of garbage disposal**

Bsheiriyeh Bello

- Water trucking
- Private paid collection

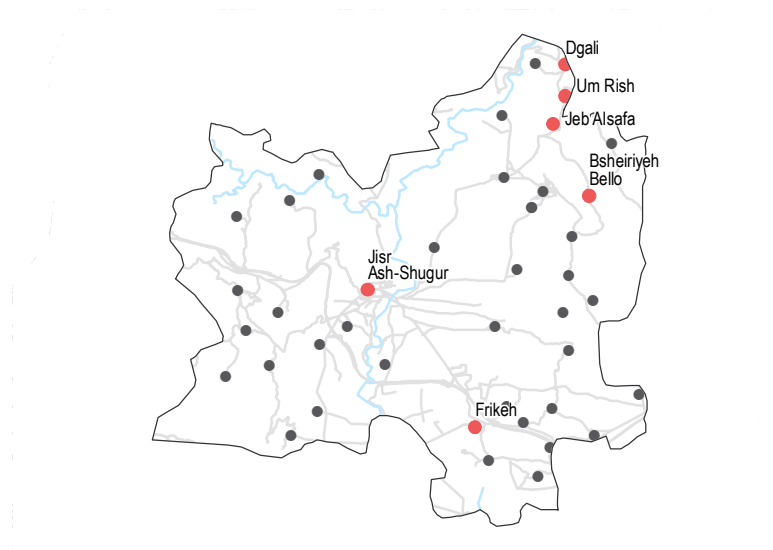
Dgali

- Network
- Left in street / public area

Frikeh

- Water trucking
- Disposed at designated site

• 6/41 communities assessed (3 communities are shown on the next factsheet): Bsheiriyeh Bello, Dgali, Frikeh



Education

- Status of primary schools in village**
- Functioning
 - Not functioning
 - Not available
 - No information
- Barriers to accessing education services**
- Bsheiriyeh Bello**
Most children accessed education

Frikeh

Most children accessed education

Dgali

Most children accessed education

Health



Most common health problems



Most common barriers to accessing healthcare

Bsheiriyeh Bello

Diarrhoea
Acute respiratory infections
Severe diseases affecting those aged less than 5

No difficulties reported

Dgali

Diarrhoea
Acute respiratory infections
Severe diseases affecting those aged less than 5

No difficulties reported

Frikeh

Diarrhoea
Acute respiratory infections
Severe diseases affecting those aged less than 5

No difficulties reported

Food Security

Bsheiriyeh Bello

- Bread: 115 SYP
- Rice: 250 SYP
- Lentils: 300 SYP
- Sugar: 350 SYP
- Cooking oil: 550 SYP
- Government distribution
- No difficulties reported

Dgali

- Bread: 115 SYP
- Rice: 275 SYP
- Lentils: 300 SYP
- Sugar: 350 SYP
- Cooking oil: 550 SYP
- Government distribution
- No difficulties reported
- Private bakeries unavailable

Frikeh

- Bread: no info
- Rice: 250 SYP
- Lentils: 300 SYP
- Sugar: 350 SYP
- Cooking oil: 550 SYP
- Private bakeries
- No difficulties reported
- Private bakeries unavailable

Main challenges to obtaining food

- No challenges
- Some foods unavailable
- Local production decreased
- Lack of access to markets
- Some foods expensive
- Lack of resources to buy food
- Lack of access to fuel
- Cooking fuel unavailable
- No information

Bread (public): 1 pack
Rice: 1kg
Lentils: 1 kg
Sugar: 1kg
Cooking oil: 1 litre

Access to bread

- Most common source of bread
- Most common barriers to accessing bread
- Number of days, per month, where bread from private bakeries was unavailable

2/2 Jisr Ash-Shugur, Idleb Governorate

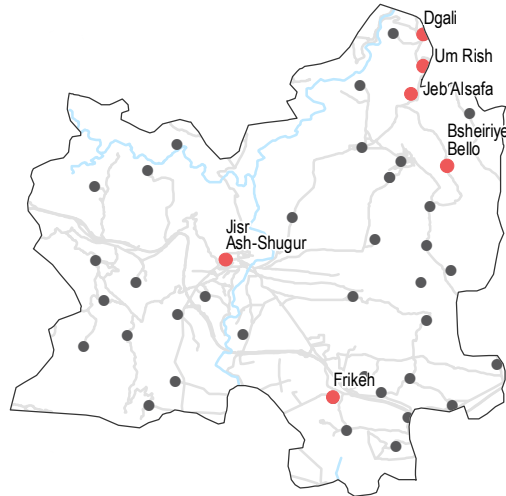
November 2017

Displacement

- % of pre-conflict population remaining
- % of population that are female
- % of female-headed households
- IDPs living in village
- New IDP arrivals
- Returnees

| Jeb Alsafa | |
|-----------------|--------|
| 76-100% | 26-50% |
| Yes | No |
| No | No |
| Jisr Ash-Shugur | |
| 51-75% | 26-50% |
| Yes | Yes |
| Yes | Yes |
| Um Rish | |
| 76-100% | 26-50% |
| Yes | No |
| No | No |

• 6/41 communities assessed (3 communities are shown on the previous factsheet): Jeb Alsafa, Jisr Ash-Shugur, Um Rish



Shelter

- Independent apartment or house
- Shared apartment or house
- Unfinished apartment or house
- Tent
- Private space not for shelter
- Cave/natural shelter
- Collective public space not for shelter
- No IDPs
- No information
- Min - Max: rent paid per room (where known)

| Jeb Alsafa | |
|-----------------|------|
| NDPs | IDPs |
| 4000 - 5000 SYP | |
| Jisr Ash-Shugur | |
| NDPs | IDPs |
| 6000 - 7000 SYP | |
| Um Rish | |
| NDPs | IDPs |
| 4000 - 5000 SYP | |

Livelihoods

Most common sources of income

Most common strategies used to cope with lack of income / resources

Jeb Alsafa

Daily employment
Farm owning
Business/trade

Borrowing from family/friends
Selling household assets

Jisr Ash-Shugur

Daily employment
Business/trade
Support from family/friends

Borrowing from family/friends
Selling household assets

Um Rish

Daily employment
Sale of household assets
Business/trade

Borrowing from family/friends
Selling household assets

NFIs

Jeb Alsafa

| | |
|--------------------|----------|
| B 7500 SYP | 3200 SYP |
| C NA | 5000 SYP |
| D 250 SYP | NA |
| F 60000 SYP | NA |

Jisr Ash-Shugur

| | |
|--------------------|----------|
| B 7500 SYP | 3200 SYP |
| C NA | 5000 SYP |
| D 250 SYP | NA |
| F 65000 SYP | NA |

Um Rish

| | |
|--------------------|----------|
| B 7500 SYP | 3300 SYP |
| C NA | 5000 SYP |
| D 250 SYP | NA |
| F 65000 SYP | NA |

Most common electricity source

- Main network
- Generator
- No source
- Solar alternative
- No information

Fuel Prices (SYP)*

- B** Butane (cannister)
- C** Coal (1kg)
- D** Diesel (1 litre)
- F** Firewood (1 tonne)

NFI Prices (SYP)*

- Cement (50kg)
- Floor mat (3*4m)
- Plastic tarpaulin (1m²)
- Tent (5 persons)

NA: not available for purchase

Jeb Alsafa

Burning furniture in use
Burning clothes
Burning plastics

Jisr Ash-Shugur

Burning furniture in use
Burning clothes
Burning plastics

Um Rish

Burning furniture in use
Burning clothes
Burning plastics

Most common strategies used to cope with a lack of fuel

WASH

- Most common water source
- Status of water source
- Water is safe to drink
 - Water tastes/smells bad
 - People sick after drinking
 - No information
- Sufficiency of available water to meet household needs
- Sufficient
 - Insufficient
 - No information
- Most common method of garbage disposal

Jeb Alsafa

- Network
- Left in street / public area

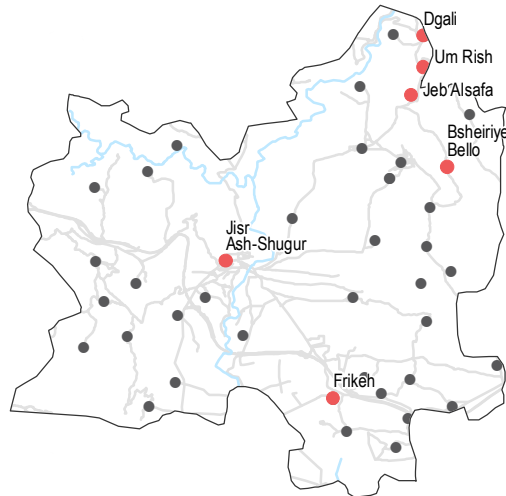
Jisr Ash-Shugur

- Water trucking
- Public free collection

Um Rish

- Network
- Left in street / public area

• 6/41 communities assessed (3 communities are shown on the previous factsheet): Jeb Alsafa, Jisr Ash-Shugur, Um Rish



Education

- Status of primary schools in village
- Functioning
 - Not functioning
 - Not available
 - No information
- Barriers to accessing education services
- Jeb Alsafa**
 Most children accessed education

Um Rish

Most children accessed education

Jisr Ash-Shugur

Most children accessed education

Health



Most common health problems



Most common barriers to accessing healthcare

Jeb Alsafa

Diarrhoea
 Acute respiratory infections
 Severe diseases affecting those aged less than 5

No facilities in the area

Jisr Ash-Shugur

Diarrhoea
 Acute respiratory infections
 Severe diseases affecting those aged less than 5

No difficulties reported

Um Rish

Diarrhoea
 Acute respiratory infections
 Severe diseases affecting those aged less than 5

No difficulties reported

Food Security

Jeb Alsafa

- Government distribution
 - No difficulties reported
 - Private bakeries unavailable
- Bread: 125 SYP
 Rice: 300 SYP
 Lentils: 300 SYP
 Sugar: 375 SYP
 Cooking oil: 600 SYP

Jisr Ash-Shugur

- Private bakeries
 - No difficulties reported
 - 0
- Bread: 125 SYP
 Rice: 250 SYP
 Lentils: 300 SYP
 Sugar: 350 SYP
 Cooking oil: 550 SYP

Um Rish

- Government distribution
 - No difficulties reported
 - Private bakeries unavailable
- Bread: 125 SYP
 Rice: 350 SYP
 Lentils: 350 SYP
 Sugar: 375 SYP
 Cooking oil: 600 SYP

Main challenges to obtaining food

- No challenges
- Some foods unavailable
- Local production decreased
- Lack of access to markets
- Some foods expensive
- Lack of resources to buy food
- Lack of access to fuel
- Cooking fuel unavailable
- No information

Bread (public): 1 pack
 Rice: 1kg
 Lentils: 1kg
 Sugar: 1kg
 Cooking oil: 1 litre

Access to bread

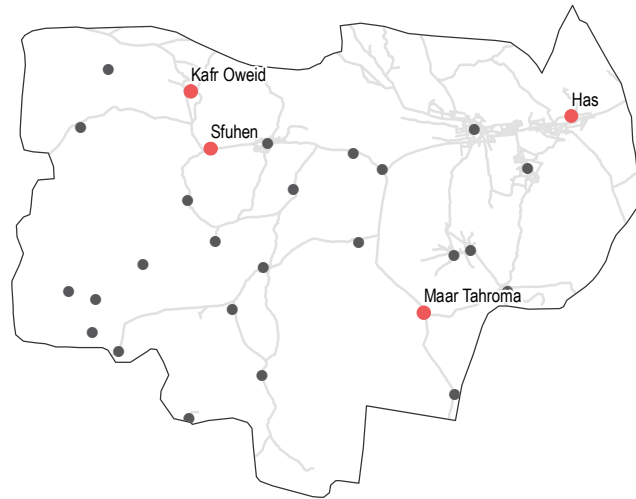
- Most common source of bread
- Most common barriers to accessing bread
- Number of days, per month, where bread from private bakeries was unavailable

Displacement

- % of pre-conflict population remaining
- % of population that are female
- % of female-headed households
- IDPs living in village
- New IDP arrivals
- Returnees

| Community | % of pre-conflict population remaining | % of population that are female | % of female-headed households | IDPs living in village | New IDP arrivals | Returnees |
|---------------------|--|---------------------------------|-------------------------------|------------------------|------------------|-----------|
| Has | 76-100% | 1-25% | 1-25% | Yes | No | No |
| Kafr Oweid | 76-100% | 1-25% | 1-25% | Yes | No | No |
| Maar Tahroma | 76-100% | 1-25% | 1-25% | Yes | No | No |
| Sfuhen | 76-100% | 1-25% | 1-25% | Yes | No | No |

• 4/28 communities assessed : Has, Kafr Oweid, Maar Tahroma, Sfuhen



Shelter

- Independent apartment or house
- Shared apartment or house
- Unfinished apartment or house
- Tent
- Private space not for shelter
- Cave/natural shelter
- Collective public space not for shelter
- No IDPs
- No information
- Min - Max: rent paid per room (where known)

| Community | Most common shelter | NDPs | IDPs |
|---------------------|--------------------------------|-----------------|-----------------|
| Has | Independent apartment or house | 2000 - 2500 SYP | 2000 - 2500 SYP |
| Sfuhen | Independent apartment or house | 1300 - 1700 SYP | 1300 - 1700 SYP |
| Kafr Oweid | Shared apartment or house | 1500 - 2000 SYP | 1500 - 2000 SYP |
| Maar Tahroma | Shared apartment or house | 2000 - 2500 SYP | 2000 - 2500 SYP |

Livelihoods

Most common sources of income

Most common strategies used to cope with lack of income / resources

| Community | Most common sources of income | Most common strategies used to cope with lack of income / resources |
|---------------------|---|---|
| Has | Daily employment Farm owning Sale of humanitarian aid | Borrowing from family/friends |
| Kafr Oweid | Daily employment | Borrowing from family/friends |
| Maar Tahroma | Farm owning Business/trade Sale of humanitarian aid | Borrowing from family/friends |
| Sfuhen | Daily employment Farm owning Sale of humanitarian aid | Borrowing from family/friends |

NFIs

| Community | Butane (cannister) | Coal (1kg) | Diesel (1 litre) | Firewood (1 tonne) | Cement (50kg) | Floor mat (3*4m) | Plastic tarpaulin (1m ²) | Tent (5 persons) |
|---------------------|--------------------|------------|------------------|--------------------|---------------|------------------|--------------------------------------|------------------|
| Has | B 6500 SYP | C 75 SYP | D 230 SYP | F 75000 SYP | 2200 SYP | 4500 SYP | 850 SYP | NA |
| Sfuhen | B 6600 SYP | C 60 SYP | D 225 SYP | F 73000 SYP | 2000 SYP | 4000 SYP | 800 SYP | NA |
| Kafr Oweid | B 6700 SYP | C 75 SYP | D 230 SYP | F 73000 SYP | 2200 SYP | 4500 SYP | 850 SYP | NA |
| Maar Tahroma | B 6800 SYP | C 75 SYP | D 225 SYP | F 75000 SYP | 2200 SYP | 4500 SYP | 800 SYP | NA |

- Most common electricity source
- Main network
 - Generator
 - No source
 - Solar alternative
 - No information

Fuel Prices (SYP)*

- B** Butane (cannister)
- C** Coal (1kg)
- D** Diesel (1 litre)
- F** Firewood (1 tonne)

NFI Prices (SYP)*

- Cement (50kg)
- Floor mat (3*4m)
- Plastic tarpaulin (1m²)
- Tent (5 persons)

NA: not available for purchase

Has
No lack of fuel

Kafr Oweid
No lack of fuel

Maar Tahroma
No lack of fuel

Most common strategies used to cope with a lack of fuel

Sfuhen
No lack of fuel

WASH

Most common water source

Status of water source

- Water is safe to drink
- Water tastes/smells bad
- People sick after drinking
- No information

Sufficiency of available water to meet household needs

- Sufficient
- Insufficient
- No information

Most common method of garbage disposal

Has

- Water trucking
- Public free collection

Kafr Oweid

- Water trucking
- Public free collection

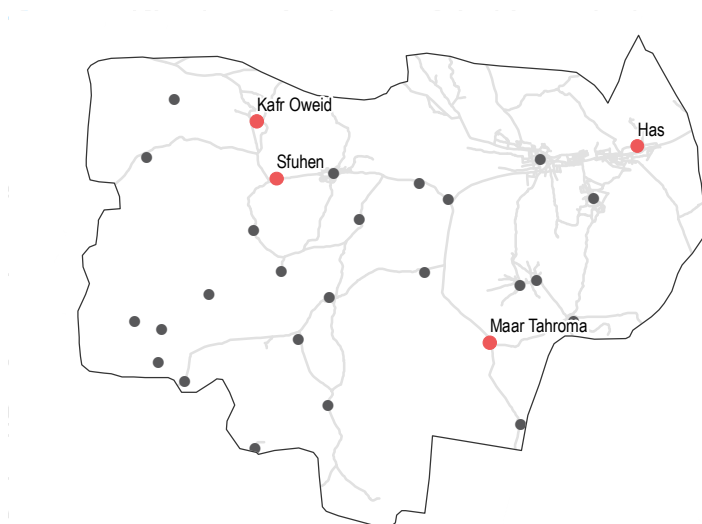
Maar Tahroma

- Water trucking
- Public free collection

Sfuhen

- Water trucking
- Public free collection

• 4/28 communities assessed : Has, Kafr Oweid, Maar Tahroma, Sfuhen



Education

Status of primary schools in village

- Functioning
- Not functioning
- Not available
- No information

Barriers to accessing education services

Has

Most children accessed education

Kafr Oweid

Most children accessed education

Maar Tahroma

Most children accessed education

Sfuhen

Most children accessed education

Health

| | Most common health problems | Most common barriers to accessing healthcare |
|---------------------|--|--|
| Has | Chronic diseases Pregnancy related diseases Severe diseases affecting those aged less than 5 | No difficulties reported |
| Kafr Oweid | Chronic diseases Pregnancy related diseases Severe diseases affecting those aged less than 5 | No difficulties reported |
| Maar Tahroma | Chronic diseases Pregnancy related diseases Severe diseases affecting those aged less than 5 | No difficulties reported |
| Sfuhen | Chronic diseases Pregnancy related diseases Severe diseases affecting those aged less than 5 | No difficulties reported |

Food Security

Has

- Bread: 125 SYP
- Rice: 500 SYP
- Lentils: 500 SYP
- Sugar: 320 SYP
- Cooking oil: 650 SYP

Shops

No difficulties reported

0

Kafr Oweid

- Bread: 150 SYP
- Rice: 450 SYP
- Lentils: 450 SYP
- Sugar: 325 SYP
- Cooking oil: 650 SYP

Shops

No difficulties reported

0

Maar Tahroma

- Bread: 100 SYP
- Rice: 500 SYP
- Lentils: 500 SYP
- Sugar: 320 SYP
- Cooking oil: 650 SYP

Shops

No difficulties reported

0

Sfuhen

- Bread: 150 SYP
- Rice: 500 SYP
- Lentils: 450 SYP
- Sugar: 325 SYP
- Cooking oil: 650 SYP

Shops

No difficulties reported

0

Main challenges to obtaining food

- No challenges
- Some foods unavailable
- Local production decreased
- Lack of access to markets
- Some foods expensive
- Lack of resources to buy food
- Lack of access to fuel
- Cooking fuel unavailable
- No information

Bread (public): 1 pack
Rice: 1kg
Lentils: 1kg
Sugar: 1kg
Cooking oil: 1 litre

Access to bread

- Most common source of bread
- Most common barriers to accessing bread
- Number of days, per month, where bread from private bakeries was unavailable

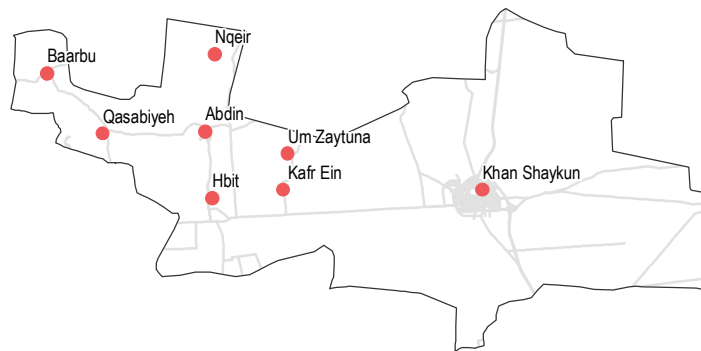
1/2 Khan Shaykun, Idleb Governorate

Displacement

- % of pre-conflict population remaining
- % of population that are female
- % of female-headed households
- IDPs living in village
- New IDP arrivals
- Returnees

| Community | % of pre-conflict population remaining | % of population that are female | % of female-headed households | IDPs living in village | New IDP arrivals | Returnees |
|-----------------|--|---------------------------------|-------------------------------|------------------------|------------------|-----------|
| Abdin | 76-100% | 51-75% | 1-25% | Yes | No | No |
| Baarbu | 51-75% | 51-75% | 1-25% | Yes | No | Yes |
| Hbit | 51-75% | 51-75% | 1-25% | Yes | Yes | No |
| Kafr Ein | 51-75% | 51-75% | 1-25% | Yes | No | Yes |

• 8/8 communities assessed (4 communities are shown on the next factsheet): Abdin, Baarbu, Hbit, Kafr Ein



NFIs

| Community | B | C | D | F |
|-----------------|----------|--------|---------|-----------|
| Abdin | 7300 SYP | 75 SYP | 250 SYP | 75000 SYP |
| Kafr Ein | 7200 SYP | 75 SYP | 245 SYP | 75000 SYP |

Baarbu

| | | |
|----------|-----------|-----------|
| B | 7000 SYP | 2100 SYP |
| C | 75 SYP | 4000 SYP |
| D | 245 SYP | 350 SYP |
| F | 65000 SYP | 25000 SYP |

Hbit

| | | |
|----------|-----------|-----------|
| B | 7200 SYP | 2100 SYP |
| C | 75 SYP | 4000 SYP |
| D | 250 SYP | 350 SYP |
| F | 70000 SYP | 25000 SYP |

- Most common electricity source
- Main network
 - Generator
 - No source
 - Solar alternative
 - No information

- Fuel Prices (SYP)*
- B** Butane (cannister)
 - C** Coal (1kg)
 - D** Diesel (1 litre)
 - F** Firewood (1 tonne)

- NFI Prices (SYP)*
- Cement (50kg)
 - Floor mat (3*4m)
 - Plastic tarpaulin (1m²)
 - Tent (5 persons)
- NA: not available for purchase

Shelter

- Most common shelter
- Independent apartment or house
 - Shared apartment or house
 - Unfinished apartment or house
 - Tent
 - Private space not for shelter
 - Cave/natural shelter
 - Collective public space not for shelter
 - No IDPs
 - No information
- Min - Max: rent paid per room (where known)

| Community | NDPs | IDPs |
|-----------------|-----------------|------|
| Abdin | 1000 - 1500 SYP | |
| Kafr Ein | 3000 - 3500 SYP | |
| Baarbu | 4000 - 4500 SYP | |
| Hbit | No info | |

Livelihoods

Most common sources of income

Most common strategies used to cope with lack of income / resources

| Community | Most common sources of income | Most common strategies used to cope with lack of income / resources |
|-----------------|--|--|
| Abdin | Farm owning Business/trade Savings | Children sent to work/beg Skipping meals Reducing meal size |
| Baarbu | Farm owning Business/trade Savings | Children sent to work/beg Borrowing from family/friends Skipping meals |
| Hbit | Farm owning Business/trade Savings | Children sent to work/beg Skipping meals Reducing meal size |
| Kafr Ein | Farm owning Business/trade Savings | Children sent to work/beg Borrowing from family/friends Skipping meals |

Abdin
No lack of fuel

Baarbu
No lack of fuel

Hbit
No lack of fuel

Most common strategies used to cope with a lack of fuel

Kafr Ein
No lack of fuel

WASH

Most common water source

Status of water source

- Water is safe to drink
- Water tastes/smells bad
- People sick after drinking
- No information

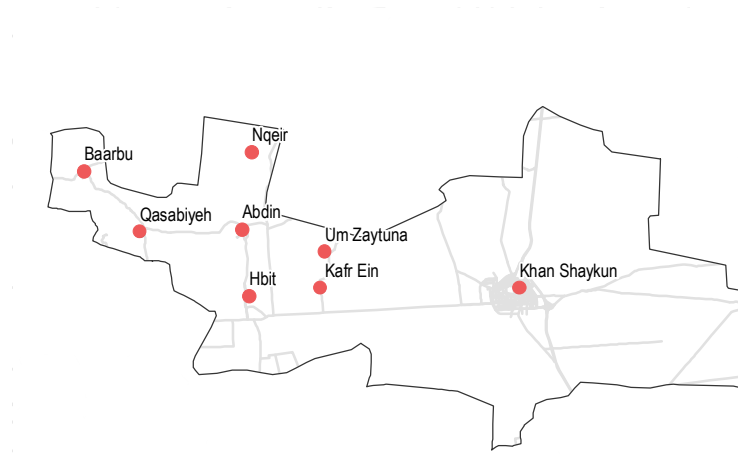
Sufficiency of available water to meet household needs

- Sufficient
- Insufficient
- No information

Most common method of garbage disposal

- Abdin**
- Network
 - Public free collection
- Baarbu**
- Water trucking
 - Buried / burned
- Hbit**
- Water trucking
 - Public free collection
- Kafr Ein**
- Water trucking
 - Buried / burned

• 8/8 communities assessed (4 communities are shown on the next factsheet): Abdin, Baarbu, Hbit, Kafr Ein



Food Security

Abdin

Bread: 250 SYP
 Rice: 400 SYP
 Lentils: 400 SYP
 Sugar: 375 SYP
 Cooking oil: 500 SYP

Shops

No difficulties reported

Private bakeries unavailable

Baarbu

Bread: 175 SYP
 Rice: 400 SYP
 Lentils: 400 SYP
 Sugar: 375 SYP
 Cooking oil: 550 SYP

Shops

No difficulties reported

Private bakeries unavailable

Hbit

Bread: 250 SYP
 Rice: 400 SYP
 Lentils: 400 SYP
 Sugar: 275 SYP
 Cooking oil: 500 SYP

Private bakeries

No difficulties reported

1 to 10

Kafr Ein

Bread: 130 SYP
 Rice: 400 SYP
 Lentils: 400 SYP
 Sugar: 275 SYP
 Cooking oil: 550 SYP

Public bakeries

No difficulties reported

Private bakeries unavailable

Main challenges to obtaining food

- No challenges
- Some foods unavailable
- Local production decreased
- Lack of access to markets
- Some foods expensive
- Lack of resources to buy food
- Lack of access to fuel
- Cooking fuel unavailable
- No information

Bread (public): 1 pack
 Rice: 1kg
 Lentils: 1kg
 Sugar: 1kg
 Cooking oil: 1 litre

Access to bread

Most common source of bread

- Most common barriers to accessing bread
- Number of days, per month, where bread from private bakeries was unavailable

Education

Status of primary schools in village

- Functioning
- Not functioning
- Not available
- No information

Barriers to accessing education services

- Hbit**
- Most children accessed education
- Kafr Ein**
- Most children accessed education

Abdin

Most children accessed education

Baarbu

Most children accessed education

Health

Most common health problems

Most common barriers to accessing healthcare

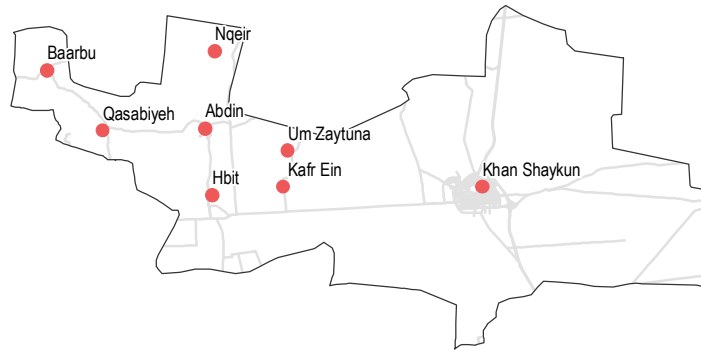
| Community | Most common health problems | Most common barriers to accessing healthcare |
|-----------|---|--|
| Abdin | Skin diseases Pregnancy related diseases Severe diseases affecting those aged less than 5 | No difficulties reported |
| Baarbu | Skin diseases Chronic diseases Severe diseases affecting those aged less than 5 | No facilities in the area |
| Hbit | Skin diseases Pregnancy related diseases Severe diseases affecting those aged less than 5 | No facilities in the area |
| Kafr Ein | Skin diseases Pregnancy related diseases Severe diseases affecting those aged less than 5 | No facilities in the area |

Displacement

- % of pre-conflict population remaining
- % of population that are female
- % of female-headed households
- IDPs living in village
- New IDP arrivals
- Returnees

| Community | % of pre-conflict population remaining | % of population that are female | % of female-headed households | IDPs living in village | New IDP arrivals | Returnees |
|---------------------|--|---------------------------------|-------------------------------|------------------------|------------------|-----------|
| Khan Shaykun | 76-100% | 51-75% | 1-25% | Yes | Yes | No |
| Nqeir | 76-100% | 51-75% | 1-25% | Yes | No | No |
| Qasabiyeh | 76-100% | 51-75% | 1-25% | Yes | No | Yes |
| Um Zaytuna | 76-100% | 76-100% | 1-25% | Yes | No | No |

• 8/8 communities assessed (4 communities are shown on the previous factsheet): Khan Shaykun, Nqeir, Qasabiyeh, Um Zaytuna



NFIs

| Community | Butane (cannister) | Coal (1kg) | Diesel (1 litre) | Firewood (1 tonne) |
|---------------------|--------------------|------------|------------------|--------------------|
| Khan Shaykun | B 7200 SYP | C 75 SYP | D 250 SYP | F 70000 SYP |
| Um Zaytuna | B 7000 SYP | C 75 SYP | D 255 SYP | F 65000 SYP |

Nqeir

| | | | |
|-------------------|-----------------|------------------|--------------------|
| B 7000 SYP | C 75 SYP | D 245 SYP | F 70000 SYP |
|-------------------|-----------------|------------------|--------------------|

Qasabiyeh

| | | | |
|-------------------|-----------------|------------------|--------------------|
| B 7000 SYP | C 75 SYP | D 250 SYP | F 65000 SYP |
|-------------------|-----------------|------------------|--------------------|

- Most common electricity source
- Main network
 - Generator
 - No source
 - Solar alternative
 - No information
- Fuel Prices (SYP)*
- B** Butane (cannister)
 - C** Coal (1kg)
 - D** Diesel (1 litre)
 - F** Firewood (1 tonne)
- NFI Prices (SYP)*
- Cement (50kg)
 - Floor mat (3*4m)
 - Plastic tarpaulin (1m²)
 - Tent (5 persons)
- NA: not available for purchase

Shelter

- Independent apartment or house
 - Shared apartment or house
 - Unfinished apartment or house
 - Tent
 - Private space not for shelter
 - Cave/natural shelter
 - Collective public space not for shelter
 - No IDPs
 - No information
- Min - Max: rent paid per room (where known)

| Community | Most common shelter | Min - Max: rent paid per room (where known) |
|---------------------|--------------------------------|---|
| Khan Shaykun | Independent apartment or house | 4000 - 4500 SYP |
| Nqeir | Independent apartment or house | 3500 - 4000 SYP |
| Qasabiyeh | Independent apartment or house | 3000 - 3500 SYP |
| Um Zaytuna | No info | No info |

Livelihoods

Most common sources of income

Most common strategies used to cope with lack of income / resources

| Community | Most common sources of income | Most common strategies used to cope with lack of income / resources |
|---------------------|---|--|
| Khan Shaykun | Farm owning Business/trade Sale of humanitarian aid | Children sent to work/beg Borrowing from family/friends Skipping meals |
| Nqeir | Farm owning Business/trade Sale of humanitarian aid | Children sent to work/beg Reducing meal size |
| Qasabiyeh | Farm owning Business/trade Savings | Children sent to work/beg Skipping meals |
| Um Zaytuna | Farm owning Business/trade Savings | Children sent to work/beg Skipping meals |

Khan Shaykun
No lack of fuel

Nqeir
No lack of fuel

Qasabiyeh
No lack of fuel

Most common strategies used to cope with a lack of fuel

Um Zaytuna
No lack of fuel

WASH

- Most common water source**
- Status of water source**
- Water is safe to drink
 - Water tastes/smells bad
 - People sick after drinking
 - No information
- Sufficiency of available water to meet household needs**
- Sufficient
 - Insufficient
 - No information
- Most common method of garbage disposal**

Khan Shaykun

- Network
- Public free collection

Nqeir

- Network
- Public free collection

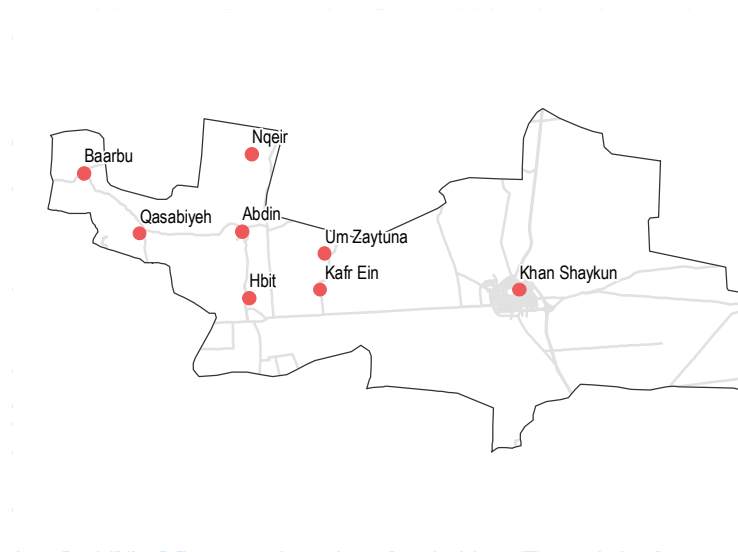
Qasabiyeh

- Network
- Buried / burned

Um Zaytuna

- Water trucking
- Buried / burned

• 8/8 communities assessed (4 communities are shown on the previous factsheet): Khan Shaykun, Nqeir, Qasabiyeh, Um Zaytuna



Education

- Status of primary schools in village**
- Functioning
 - Not functioning
 - Not available
 - No information
- Barriers to accessing education services**
- Khan Shaykun: Most children accessed education
 - Nqeir: Most children accessed education

Qasabiyeh

Most children accessed education

Um Zaytuna

Most children accessed education

Health



Most common health problems



Most common barriers to accessing healthcare

Khan Shaykun

Skin diseases
 Pregnancy related diseases
 Severe diseases affecting those aged less than 5

No difficulties reported

Nqeir

Skin diseases
 Chronic diseases
 Severe diseases affecting those aged less than 5

No facilities in the area

Qasabiyeh

Skin diseases
 Chronic diseases
 Pregnancy related diseases

No facilities in the area

Um Zaytuna

Skin diseases
 Pregnancy related diseases
 Severe diseases affecting those aged less than 5

No facilities in the area

Food Security

Khan Shaykun

- Bread: 250 SYP
- Rice: 400 SYP
- Lentils: 400 SYP
- Sugar: 375 SYP
- Cooking oil: 550 SYP

Public bakeries

No difficulties reported

1 to 10

Nqeir

- Bread: 250 SYP
- Rice: 400 SYP
- Lentils: 400 SYP
- Sugar: 375 SYP
- Cooking oil: 550 SYP

Shops

No difficulties reported

Private bakeries unavailable

Qasabiyeh

- Bread: 150 SYP
- Rice: 400 SYP
- Lentils: 400 SYP
- Sugar: 375 SYP
- Cooking oil: 550 SYP

Shops

No difficulties reported

Private bakeries unavailable

Um Zaytuna

- Bread: 125 SYP
- Rice: 400 SYP
- Lentils: 400 SYP
- Sugar: 375 SYP
- Cooking oil: 550 SYP

Shops

No difficulties reported

Private bakeries unavailable

Main challenges to obtaining food

- No challenges
- Some foods unavailable
- Local production decreased
- Lack of access to markets
- Some foods expensive
- Lack of resources to buy food
- Lack of access to fuel
- Cooking fuel unavailable
- No information

Bread (public): 1 pack
 Rice: 1kg
 Lentils: 1kg
 Sugar: 1kg
 Cooking oil: 1 litre

Access to bread

- Most common source of bread
- Most common barriers to accessing bread
- Number of days, per month, where bread from private bakeries was unavailable

1/2 Maaret Tamsrin, Idleb Governorate

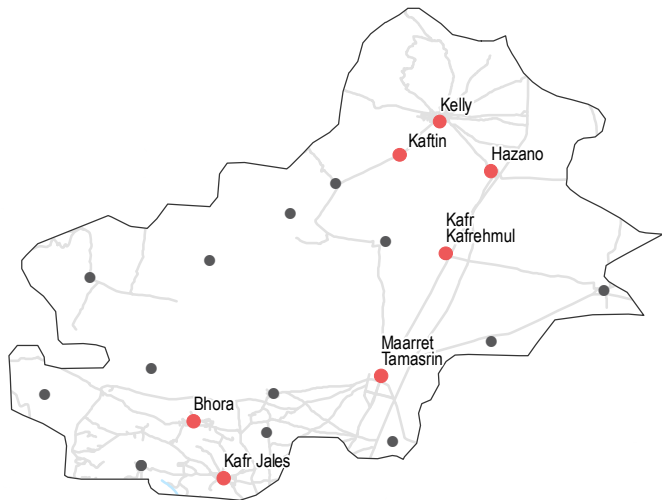
November 2017

Displacement

- % of pre-conflict population remaining
- % of population that are female
- % of female-headed households
- IDPs living in village
- New IDP arrivals
- Returnees

| Community | % of pre-conflict population remaining | % of population that are female | % of female-headed households | IDPs living in village | New IDP arrivals | Returnees |
|-----------------------|--|---------------------------------|-------------------------------|------------------------|------------------|-----------|
| Bhora | 51-75% | 26-50% | 1-25% | Yes | No | No |
| Hazano | 76-100% | 51-75% | 1-25% | Yes | Yes | No |
| Kafr Kafrehmul | 51-75% | 26-50% | 1-25% | Yes | No | No |
| Kafr Jales | 51-75% | 26-50% | 1-25% | Yes | No | No |

• 7/19 communities assessed (3 communities are shown on the next factsheet): Bhora, Hazano, Kafr Kafrehmul, Kafr Jales



Shelter

- Independent apartment or house
- Shared apartment or house
- Unfinished apartment or house
- Tent
- Private space not for shelter
- Cave/natural shelter
- Collective public space not for shelter
- No IDPs
- No information
- Min - Max: rent paid per room (where known)

| Community | Most common shelter | NDPs | IDPs | Min - Max: rent paid per room (where known) |
|-----------------------|--------------------------------|------|-----------|---|
| Bhora | Independent apartment or house | 4000 | 5000 SYP | |
| Kafr Jales | Independent apartment or house | 4500 | 5500 SYP | |
| Hazano | Shared apartment or house | 8000 | 12000 SYP | |
| Kafr Kafrehmul | Shared apartment or house | 5500 | 7500 SYP | |

Livelihoods

- Most common sources of income
- Most common strategies used to cope with lack of income / resources

| Community | Most common sources of income | Most common strategies used to cope with lack of income / resources |
|-----------------------|--|---|
| Bhora | Daily employment Farm owning Business/trade | Children sent to work/beg |
| Hazano | Farm owning Business/trade Support from family/friends | Borrowing from family/friends Skipping meals Reducing meal size |
| Kafr Kafrehmul | Daily employment Farm owning Business/trade | Children sent to work/beg |
| Kafr Jales | Daily employment Farm owning Business/trade | Children sent to work/beg |

NFIs

| Community | Lightbulb (Electricity) | Generator | NA |
|-----------------------|-------------------------|-----------|-----------|
| Bhora | B 7200 SYP | C 400 SYP | D 325 SYP |
| Kafr Jales | B 7200 SYP | C 375 SYP | D 325 SYP |
| Hazano | B 3000 SYP | C 45 SYP | D 265 SYP |
| Kafr Kafrehmul | B 7000 SYP | C 350 SYP | D 325 SYP |

- Most common electricity source
- Main network
- Generator
- No source
- Solar alternative
- No information
- Fuel Prices (SYP)*
- B** Butane (cannister)
- C** Coal (1kg)
- D** Diesel (1 litre)
- F** Firewood (1 tonne)
- NFI Prices (SYP)*
- Cement (50kg)
- Floor mat (3*4m)
- Plastic tarpaulin (1m²)
- Tent (5 persons)
- NA: not available for purchase

| Community | Most common strategies used to cope with a lack of fuel |
|-----------------------|---|
| Bhora | No lack of fuel |
| Hazano | No lack of fuel |
| Kafr Jales | No lack of fuel |
| Kafr Kafrehmul | No lack of fuel |

WASH

- Most common water source**
- Status of water source**
- Water is safe to drink
 - Water tastes/smells bad
 - People sick after drinking
 - No information
- Sufficiency of available water to meet household needs**
- Sufficient
 - Insufficient
 - No information
- Most common method of garbage disposal**

Bhora

- Closed well
- Private paid collection

Hazano

- Water trucking
- Public free collection

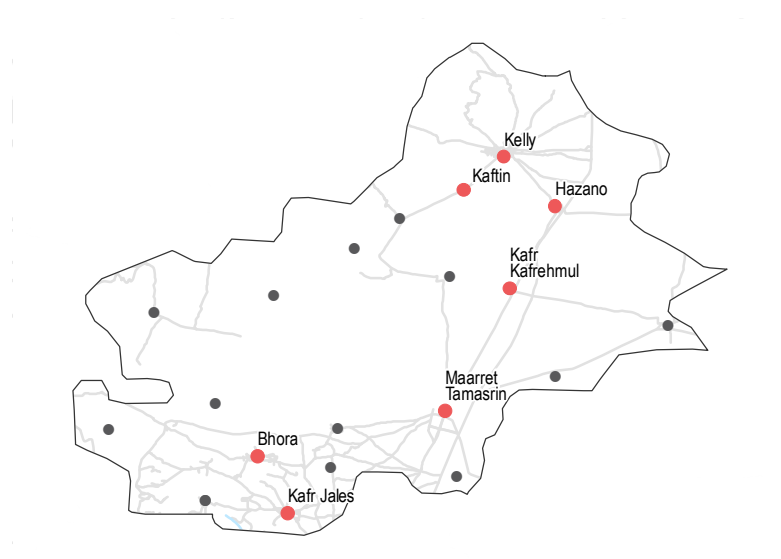
Kafr Kafrehmul

- Closed well
- Private paid collection

Kafr Jales

- Water trucking
- Private paid collection

7/19 communities assessed (3 communities are shown on the next factsheet): Bhora, Hazano, Kafr Kafrehmul, Kafr Jales



Education

- Status of primary schools in village**
- Functioning
 - Not functioning
 - Not available
 - No information
- Barriers to accessing education services**

Kafr Kafrehmul

Most children accessed education

Kafr Jales

Most children accessed education

Bhora

Most children accessed education

Hazano

Most children accessed education

Health

Most common health problems

Most common barriers to accessing healthcare

Bhora

Diarrhoea
Acute respiratory infections
Fever

No facilities in the area

Hazano

Pregnancy related diseases
Maternal health issues
Severe diseases affecting those aged less than 5

No difficulties reported

Kafr Kafrehmul

Pregnancy related diseases
Acute respiratory infections
Fever

No difficulties reported

Kafr Jales

Pregnancy related diseases
Fever
Severe diseases affecting those aged less than 5

No facilities in the area

Food Security

Bhora

Bread: 150 SYP
Rice: 450 SYP
Lentils: 325 SYP
Sugar: 400 SYP
Cooking oil: 550 SYP

Shops

No difficulties reported

Private bakeries unavailable

Hazano

Bread: no info
Rice: 300 SYP
Lentils: 350 SYP
Sugar: 335 SYP
Cooking oil: 500 SYP

Private bakeries

No difficulties reported

0

Kafr Kafrehmul

Bread: 140 SYP
Rice: 450 SYP
Lentils: 300 SYP
Sugar: 375 SYP
Cooking oil: 550 SYP

Private bakeries

No difficulties reported

0

Kafr Jales

Bread: 150 SYP
Rice: 450 SYP
Lentils: 325 SYP
Sugar: 375 SYP
Cooking oil: 550 SYP

Shops

No difficulties reported

Private bakeries unavailable

Main challenges to obtaining food

- No challenges
- Some foods unavailable
- Local production decreased
- Lack of access to markets
- Some foods expensive
- Lack of resources to buy food
- Lack of access to fuel
- Cooking fuel unavailable
- No information

Bread (public): 1 pack
Rice: 1kg
Lentils: 1kg
Sugar: 1kg
Cooking oil: 1 litre

Access to bread

Most common source of bread

Most common barriers to accessing bread

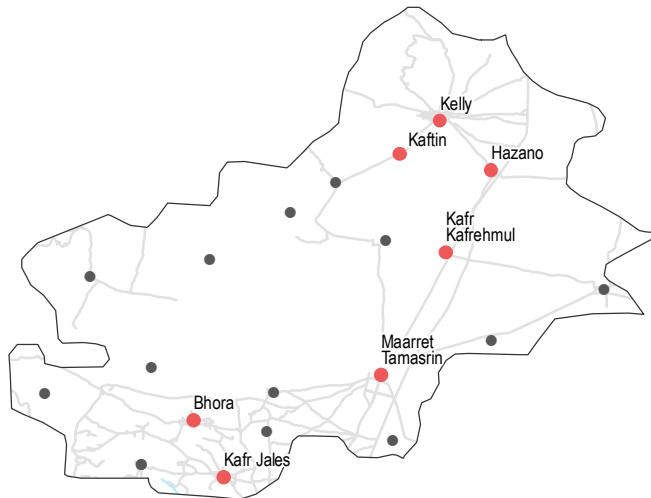
Number of days, per month, where bread from private bakeries was unavailable

Displacement

- % of pre-conflict population remaining
- % of population that are female
- % of female-headed households
- IDPs living in village
- New IDP arrivals
- Returnees

| Kaftin | | |
|-----------------|--------|-------|
| 51-75% | 26-50% | 1-25% |
| Yes | No | No |
| Kelly | | |
| 76-100% | 51-75% | 1-25% |
| Yes | Yes | No |
| Maarrat Tamsrin | | |
| 51-75% | 26-50% | 1-25% |
| Yes | No | No |

• 7/19 communities assessed (4 communities are shown on the previous factsheet): Kaftin, Kelly, Maarrat Tamsrin



Shelter

- Independent apartment or house
- Shared apartment or house
- Unfinished apartment or house
- Tent
- Private space not for shelter
- Cave/natural shelter
- Collective public space not for shelter
- No IDPs
- No information
- Min - Max: rent paid per room (where known)

| Kaftin | |
|-------------------|------|
| NDPs | IDPs |
| | |
| 5500 - 6000 SYP | |
| Kelly | |
| NDPs | IDPs |
| | |
| 10000 - 12000 SYP | |
| Maarrat Tamsrin | |
| NDPs | IDPs |
| | |
| 8000 - 9000 SYP | |

Livelihoods

Most common sources of income

Most common strategies used to cope with lack of income / resources

| Community | Most common sources of income | Most common strategies used to cope with lack of income / resources |
|------------------------|--|---|
| Kaftin | Daily employment Farm owning Business/trade | Children sent to work/beg |
| Kelly | Farm owning Business/trade Support from family/friends | Borrowing from family/friends Skipping meals Reducing meal size |
| Maarrat Tamsrin | Daily employment Farm owning Business/trade | Children sent to work/beg |

NFIs

Kaftin

| | |
|--------------------|----------|
| B 7200 SYP | NA |
| C 375 SYP | 3000 SYP |
| D 325 SYP | 1100 SYP |
| F 68000 SYP | NA |

Kelly

| | |
|--------------------|-----------|
| B 3000 SYP | 2700 SYP |
| C 45 SYP | 6000 SYP |
| D 265 SYP | 250 SYP |
| F 65000 SYP | 25000 SYP |

Maarrat Tamsrin

| | |
|--------------------|----------|
| B 7000 SYP | 2500 SYP |
| C 375 SYP | 3000 SYP |
| D 325 SYP | 1100 SYP |
| F 65000 SYP | NA |

Kaftin
No lack of fuel

Kelly
No lack of fuel

Maarrat Tamsrin
No lack of fuel

Most common electricity source

- Main network
- Generator
- No source
- Solar alternative
- No information

Fuel Prices (SYP)*

- B** Butane (cannister)
- C** Coal (1kg)
- D** Diesel (1 litre)
- F** Firewood (1 tonne)

NFI Prices (SYP)*

- Cement (50kg)
- Floor mat (3*4m)
- Plastic tarpaulin (1m²)
- Tent (5 persons)

NA: not available for purchase

Most common strategies used to cope with a lack of fuel

WASH

- Most common water source**
- Status of water source**
- Water is safe to drink
 - Water tastes/smells bad
 - People sick after drinking
 - No information
- Sufficiency of available water to meet household needs**
- Sufficient
 - Insufficient
 - No information
- Most common method of garbage disposal**

Kaftin

- Closed well
- Private paid collection

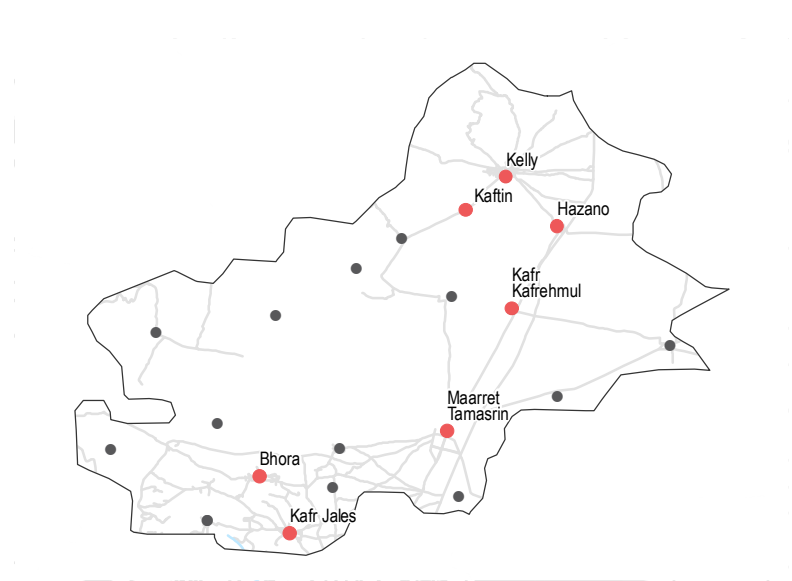
Kelly

- Water trucking
- Public free collection

Maarrat Tamsrin

- Closed well
- Private paid collection

• 7/19 communities assessed (4 communities are shown on the previous factsheet): Kaftin, Kelly, Maarrat Tamsrin



Education

- Status of primary schools in village**
- Functioning
 - Not functioning
 - Not available
 - No information
- Barriers to accessing education services**

Maarrat Tamsrin
 Most children accessed education

Kaftin
 Most children accessed education

Kelly
 Most children accessed education

Health

- Most common health problems**
- Most common barriers to accessing healthcare**

| Community | Most common health problems | Most common barriers to accessing healthcare |
|------------------------|--|--|
| Kaftin | Acute respiratory infections Fever Severe diseases affecting those aged less than 5 | No difficulties reported |
| Kelly | Pregnancy related diseases Maternal health issues Severe diseases affecting those aged less than 5 | No difficulties reported |
| Maarrat Tamsrin | Pregnancy related diseases Acute respiratory infections Fever | No difficulties reported |

Food Security

Kaftin

- Bread: 150 SYP
- Rice: 450 SYP
- Lentils: 350 SYP
- Sugar: 375 SYP
- Cooking oil: 575 SYP
- Shops
- No difficulties reported

Kelly

- Bread: no info
- Rice: 300 SYP
- Lentils: 350 SYP
- Sugar: 335 SYP
- Cooking oil: 500 SYP
- Private bakeries
- No difficulties reported

Maarrat Tamsrin

- Bread: 120 SYP
- Rice: 450 SYP
- Lentils: 300 SYP
- Sugar: 375 SYP
- Cooking oil: 550 SYP
- Public bakeries
- No difficulties reported

Main challenges to obtaining food

- No challenges
- Some foods unavailable
- Local production decreased
- Lack of access to markets
- Some foods expensive
- Lack of resources to buy food
- Lack of access to fuel
- Cooking fuel unavailable
- No information
- Bread (public): 1 pack
- Rice: 1kg
- Lentils: 1 kg
- Sugar: 1kg
- Cooking oil: 1 litre
- Access to bread
- Most common source of bread
- Most common barriers to accessing bread
- Number of days, per month, where bread from private bakeries was unavailable

1/3 Ma'arrat An Nu'man, Idleb Governorate

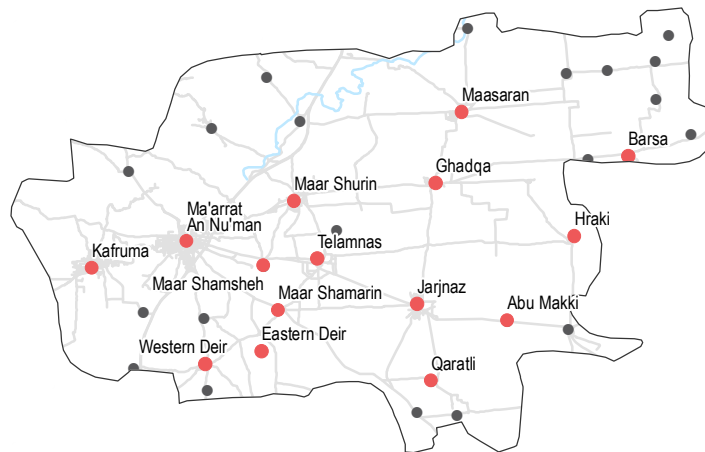
November 2017

Displacement

- % of pre-conflict population remaining
- % of population that are female
- % of female-headed households
- IDPs living in village
- New IDP arrivals
- Returnees

| Community | % of pre-conflict population remaining | % of population that are female | % of female-headed households | IDPs living in village | New IDP arrivals | Returnees |
|---------------------|--|---------------------------------|-------------------------------|------------------------|------------------|-----------|
| Abu Makki | 76-100% | 1-25% | 1-25% | Yes | No | No |
| Barsa | 76-100% | 1-25% | 1-25% | Yes | No | No |
| Eastern Deir | 76-100% | 1-25% | 1-25% | Yes | No | No |
| Ghadqa | 76-100% | 1-25% | 1-25% | Yes | No | No |
| Hraki | 76-100% | 1-25% | 1-25% | Yes | No | No |

• 15/35 communities assessed (10 communities are shown on the next two factsheets): Abu Makki, Barsa, Eastern Deir, Ghadqa, Hraki



Shelter

- Independent apartment or house
- Shared apartment or house
- Unfinished apartment or house
- Tent
- Private space not for shelter
- Cave/natural shelter
- Collective public space not for shelter
- No IDPs
- No information
- Min - Max: rent paid per room (where known)

| Community | Most common shelter | Min - Max: rent paid per room (where known) |
|---------------------|---|---|
| Abu Makki | Independent apartment or house, Shared apartment or house | 1500 - 2000 SYP |
| Barsa | Independent apartment or house, Shared apartment or house | No info |
| Eastern Deir | Independent apartment or house, Shared apartment or house | 2000 - 2500 SYP |
| Ghadqa | Independent apartment or house, Shared apartment or house | 1500 - 2000 SYP |
| Hraki | Independent apartment or house, Shared apartment or house | No info |

Livelihoods

Most common sources of income

Most common strategies used to cope with lack of income / resources

| Community | Most common sources of income | Most common strategies used to cope with lack of income / resources |
|---------------------|---|---|
| Abu Makki | Daily employment, Farm owning, Sale of humanitarian aid | Borrowing from family/friends |
| Barsa | Daily employment, Farm owning, Sale of humanitarian aid | Borrowing from family/friends |
| Eastern Deir | Daily employment, Farm owning, Sale of humanitarian aid | Borrowing from family/friends |
| Ghadqa | Farm owning, Business/trade, Sale of humanitarian aid | Borrowing from family/friends |
| Hraki | Daily employment, Farm owning, Sale of humanitarian aid | Borrowing from family/friends |

NFIs

| Community | Most common electricity source | Fuel Prices (SYP)* | NFI Prices (SYP)* |
|---------------------|--------------------------------|--|--|
| Abu Makki | Generator | B 7500 SYP, C 60 SYP, D 225 SYP, F 73000 SYP | Cement (50kg), Floor mat (3*4m), Plastic tarpaulin (1m²), Tent (5 persons) |
| Barsa | Generator | B 7500 SYP, C 65 SYP, D 230 SYP, F 70000 SYP | Cement (50kg), Floor mat (3*4m), Plastic tarpaulin (1m²), Tent (5 persons) |
| Eastern Deir | Generator | B 7400 SYP, C 60 SYP, D 225 SYP, F 68000 SYP | Cement (50kg), Floor mat (3*4m), Plastic tarpaulin (1m²), Tent (5 persons) |
| Ghadqa | Generator | B 6450 SYP, C 60 SYP, D 225 SYP, F 72000 SYP | Cement (50kg), Floor mat (3*4m), Plastic tarpaulin (1m²), Tent (5 persons) |
| Hraki | Generator | B 6600 SYP, C 60 SYP, D 225 SYP, F 70000 SYP | Cement (50kg), Floor mat (3*4m), Plastic tarpaulin (1m²), Tent (5 persons) |

- Most common electricity source
- Main network
- Generator
- No source
- Solar alternative
- No information
- Fuel Prices (SYP)*
- B** Butane (cannister)
- C** Coal (1kg)
- D** Diesel (1 litre)
- F** Firewood (1 tonne)
- NFI Prices (SYP)*
- Cement (50kg)
- Floor mat (3*4m)
- Plastic tarpaulin (1m²)
- Tent (5 persons)
- NA: not available for purchase

| Community | Most common strategies used to cope with a lack of fuel |
|---------------------|---|
| Abu Makki | No lack of fuel |
| Barsa | No lack of fuel |
| Eastern Deir | No lack of fuel |
| Ghadqa | No lack of fuel |
| Hraki | No lack of fuel |

1/3 Ma'arrat An Nu'man, Idleb Governorate

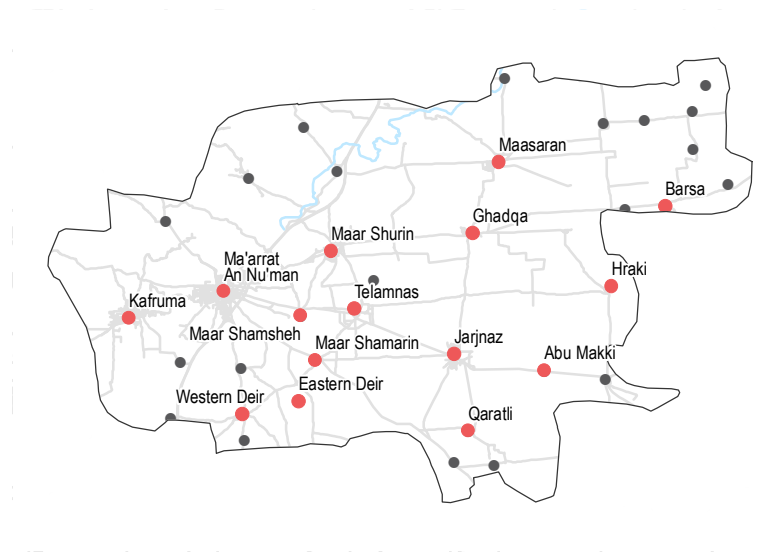
November 2017

WASH

- Most common water source
- Status of water source
 - Water is safe to drink
 - Water tastes/smells bad
 - People sick after drinking
 - No information
- Sufficiency of available water to meet household needs
 - Sufficient
 - Insufficient
 - No information
- Most common method of garbage disposal

- Abu Makki**
 - Water trucking
 - Public free collection
- Barsa**
 - Water trucking
 - Public free collection
- Eastern Deir**
 - Water trucking
 - Public free collection
- Ghadqa**
 - Water trucking
 - Public free collection
- Hraki**
 - Water trucking
 - Public free collection

• 15/35 communities assessed (10 communities are shown on the next two factsheets): Abu Makki, Barsa, Eastern Deir, Ghadqa, Hraki



Education

- Status of primary schools in village
 - Functioning
 - Not functioning
 - Not available
 - No information
- Barriers to accessing education services
- Abu Makki**
 - Most children accessed education
- Barsa**
 - Most children accessed education

- Eastern Deir**
 - Most children accessed education
- Ghadqa**
 - Most children accessed education
- Hraki**
 - Most children accessed education

Health

| | Most common health problems | Most common barriers to accessing healthcare |
|---------------------|--|--|
| Abu Makki | Chronic diseases Severe diseases affecting those aged less than 5 | No difficulties reported |
| Barsa | Chronic diseases Severe diseases affecting those aged less than 5 | No difficulties reported |
| Eastern Deir | Chronic diseases Pregnancy related diseases Severe diseases affecting those aged less than 5 | No difficulties reported |
| Ghadqa | Chronic diseases Pregnancy related diseases Severe diseases affecting those aged less than 5 | No difficulties reported |
| Hraki | Chronic diseases Pregnancy related diseases Severe diseases affecting those aged less than 5 | No difficulties reported |

Food Security

- Abu Makki**
 - Shops
 - No difficulties reported
 - Bread: 125 SYP
 - Rice: 450 SYP
 - Lentils: 400 SYP
 - Sugar: 375 SYP
 - Cooking oil: 600 SYP
- Barsa**
 - Shops
 - No difficulties reported
 - Bread: 125 SYP
 - Rice: 500 SYP
 - Lentils: 400 SYP
 - Sugar: 400 SYP
 - Cooking oil: 650 SYP
- Eastern Deir**
 - Shops
 - No difficulties reported
 - Bread: 150 SYP
 - Rice: 500 SYP
 - Lentils: 400 SYP
 - Sugar: 375 SYP
 - Cooking oil: 650 SYP
- Ghadqa**
 - Shops
 - No difficulties reported
 - Bread: 150 SYP
 - Rice: 600 SYP
 - Lentils: 500 SYP
 - Sugar: 325 SYP
 - Cooking oil: 650 SYP
- Hraki**
 - Shops
 - No difficulties reported
 - Bread: 150 SYP
 - Rice: 500 SYP
 - Lentils: 500 SYP
 - Sugar: 340 SYP
 - Cooking oil: 650 SYP

- Main challenges to obtaining food
 - No challenges
 - Some foods unavailable
 - Local production decreased
 - Lack of access to markets
 - Some foods expensive
 - Lack of resources to buy food
 - Lack of access to fuel
 - Cooking fuel unavailable
 - No information
- Bread (public): 1 pack
- Rice: 1kg
- Lentils: 1kg
- Sugar: 1kg
- Cooking oil: 1 litre
- Access to bread
 - Most common source of bread
 - Most common barriers to accessing bread
 - Number of days, per month, where bread from private bakeries was unavailable

2/3 Ma'arrat An Nu'man, Idleb Governorate

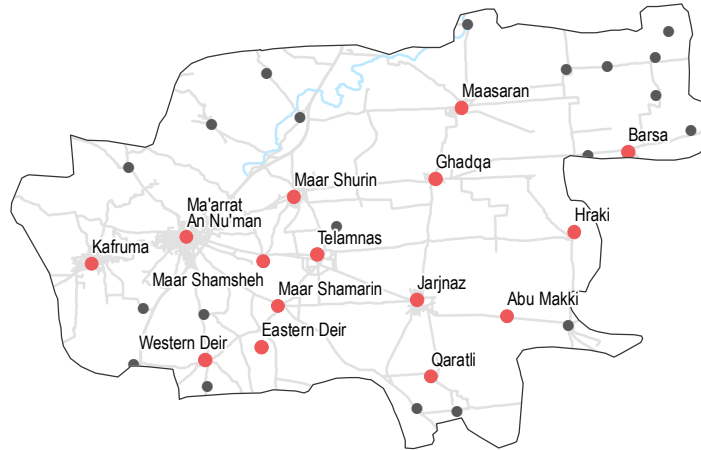
November 2017

Displacement

- % of pre-conflict population remaining
- % of population that are female
- % of female-headed households
- IDPs living in village
- New IDP arrivals
- Returnees

| Community | % of pre-conflict population remaining | % of population that are female | % of female-headed households | IDPs living in village | New IDP arrivals | Returnees |
|----------------------|--|---------------------------------|-------------------------------|------------------------|------------------|-----------|
| Jarjnaz | 76-100% | 1-25% | 1-25% | Yes | No | No |
| Kafruma | 76-100% | 1-25% | 1-25% | Yes | No | No |
| Maar Shamarin | 76-100% | 1-25% | 1-25% | Yes | No | No |
| Maar Shamsheh | 76-100% | 1-25% | 1-25% | Yes | No | No |
| Maar Shurin | 76-100% | 1-25% | 1-25% | Yes | No | No |

• 15/35 communities assessed (5 communities are shown on the previous factsheet, 5 communities are shown on the next factsheet): Jarjnaz, Kafruma, Maar Shamarin, Maar Shamsheh, Maar Shurin



NFIs

| Community | B | C | D | F |
|----------------------|----------|--------|---------|-----------|
| Jarjnaz | 7500 SYP | 65 SYP | 225 SYP | 71000 SYP |
| Maar Shamsheh | 7400 SYP | 60 SYP | 225 SYP | 67000 SYP |
| Kafruma | 7200 SYP | 60 SYP | 240 SYP | 68000 SYP |
| Maar Shamarin | 7400 SYP | 60 SYP | 230 SYP | 67000 SYP |

- Most common electricity source
- Main network
 - Generator
 - No source
 - Solar alternative
 - No information
- Fuel Prices (SYP)*
- B** Butane (cannister)
 - C** Coal (1kg)
 - D** Diesel (1 litre)
 - F** Firewood (1 tonne)
- NFI Prices (SYP)*
- Cement (50kg)
 - Floor mat (3*4m)
 - Plastic tarpaulin (1m²)
 - Tent (5 persons)
- NA: not available for purchase

Shelter

- Most common shelter
- Independent apartment or house
 - Shared apartment or house
 - Unfinished apartment or house
 - Tent
 - Private space not for shelter
 - Cave/natural shelter
 - Collective public space not for shelter
 - No IDPs
 - No information
- Min - Max: rent paid per room (where known)

| Community | Most common shelter | Min - Max: rent paid per room (where known) |
|----------------------|--------------------------------|---|
| Jarjnaz | Independent apartment or house | 2000 - 2500 SYP |
| Maar Shamsheh | Independent apartment or house | 1000 - 1500 SYP |
| Kafruma | Independent apartment or house | 1500 - 2000 SYP |
| Maar Shurin | Independent apartment or house | 1500 - 2000 SYP |
| Maar Shamarin | No IDPs | 1500 - 2000 SYP |

Livelihoods

| Community | Most common sources of income | Most common strategies used to cope with lack of income / resources |
|----------------------|--|---|
| Jarjnaz | Daily employment Farm owning Sale of humanitarian aid | Borrowing from family/friends |
| Kafruma | Daily employment Farm owning Sale of humanitarian aid | Borrowing from family/friends |
| Maar Shamarin | Daily employment Farm owning Sale of humanitarian aid | Borrowing from family/friends |
| Maar Shamsheh | Daily employment Farm owning Sale of humanitarian aid | Borrowing from family/friends Selling household assets |
| Maar Shurin | Daily employment Business/trade Sale of humanitarian aid | Borrowing from family/friends |

| Community | Most common strategies used to cope with a lack of fuel |
|----------------------|---|
| Jarjnaz | No lack of fuel |
| Kafruma | No lack of fuel |
| Maar Shamsheh | No lack of fuel |
| Maar Shamarin | No lack of fuel |
| Maar Shurin | No lack of fuel |

2/3 Ma'arrat An Nu'man, Idleb Governorate

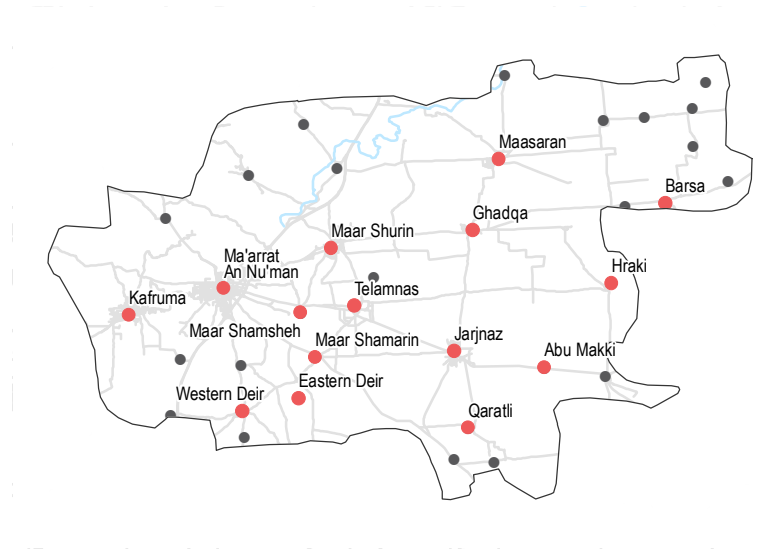
November 2017

WASH

- Most common water source
- Status of water source
 - Water is safe to drink
 - Water tastes/smells bad
 - People sick after drinking
 - No information
- Sufficiency of available water to meet household needs
 - Sufficient
 - Insufficient
 - No information
- Most common method of garbage disposal

- Jarjnaz**
 - Water trucking
 - Public free collection
- Kafruma**
 - Water trucking
 - Public free collection
- Maar Shamarin**
 - Water trucking
 - Public free collection
- Maar Shamsheh**
 - Water trucking
 - Public free collection
- Maar Shurin**
 - Water trucking
 - Public free collection

• 15/35 communities assessed (5 communities are shown on the previous factsheet, 5 communities are shown on the next factsheet): Jarjnaz, Kafruma, Maar Shamarin, Maar Shamsheh, Maar Shurin



Education

- Status of primary schools in village
 - Functioning
 - Not functioning
 - Not available
 - No information
- Barriers to accessing education services
- Jarjnaz**
 - Most children accessed education
- Kafruma**
 - Most children accessed education

- Maar Shamarin**
 - Most children accessed education
- Maar Shamsheh**
 - Most children accessed education
- Maar Shurin**
 - Most children accessed education

Health

- Most common health problems
- Most common barriers to accessing healthcare

| Community | Most common health problems | Most common barriers to accessing healthcare |
|---------------|--|--|
| Jarjnaz | Chronic diseases Severe diseases affecting those aged less than 5 | No difficulties reported |
| Kafruma | Chronic diseases Pregnancy related diseases Severe diseases affecting those aged less than 5 | No difficulties reported |
| Maar Shamarin | Chronic diseases Pregnancy related diseases Severe diseases affecting those aged less than 5 | No difficulties reported |
| Maar Shamsheh | Chronic diseases Pregnancy related diseases Severe diseases affecting those aged less than 5 | No difficulties reported |
| Maar Shurin | Chronic diseases Pregnancy related diseases Severe diseases affecting those aged less than 5 | No difficulties reported |

Food Security

- Jarjnaz**
 - Shops
 - Bread: 125 SYP
 - Rice: 450 SYP
 - Lentils: 400 SYP
 - Sugar: 350 SYP
 - Cooking oil: 625 SYP
 - No difficulties reported
- Kafruma**
 - Shops
 - Bread: 150 SYP
 - Rice: 500 SYP
 - Lentils: 400 SYP
 - Sugar: 350 SYP
 - Cooking oil: 625 SYP
 - No difficulties reported
- Maar Shamarin**
 - Shops
 - Bread: 125 SYP
 - Rice: 450 SYP
 - Lentils: 450 SYP
 - Sugar: 360 SYP
 - Cooking oil: 650 SYP
 - No difficulties reported
- Maar Shamsheh**
 - Shops
 - Bread: 125 SYP
 - Rice: 450 SYP
 - Lentils: 400 SYP
 - Sugar: 360 SYP
 - Cooking oil: 600 SYP
 - No difficulties reported
- Maar Shurin**
 - Shops
 - Bread: 125 SYP
 - Rice: 500 SYP
 - Lentils: 400 SYP
 - Sugar: 360 SYP
 - Cooking oil: 600 SYP
 - No difficulties reported

Main challenges to obtaining food

- No challenges
- Some foods unavailable
- Local production decreased
- Lack of access to markets
- Some foods expensive
- Lack of resources to buy food
- Lack of access to fuel
- Cooking fuel unavailable
- No information
- Bread (public): 1 pack
- Rice: 1kg
- Lentils: 1 kg
- Sugar: 1kg
- Cooking oil: 1 litre
- Access to bread
 - Most common source of bread
 - Most common barriers to accessing bread
 - Number of days, per month, where bread from private bakeries was unavailable

3/3 Ma'arrat An Nu'man, Idleb Governorate

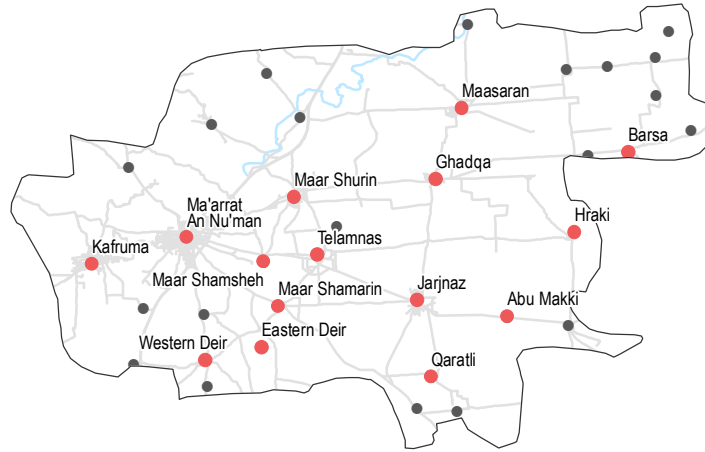
November 2017

Displacement

- % of pre-conflict population remaining
- % of population that are female
- % of female-headed households
- IDPs living in village
- New IDP arrivals
- Returnees

| Sub-district | % of pre-conflict population remaining | % of population that are female | % of female-headed households | IDPs living in village | New IDP arrivals | Returnees |
|---------------------------|--|---------------------------------|-------------------------------|------------------------|------------------|-----------|
| Ma'arrat An Nu'man | 76-100% | 1-25% | 1-25% | Yes | No | No |
| Maasaran | 76-100% | 1-25% | 1-25% | Yes | No | No |
| Qaratli | 76-100% | 1-25% | 1-25% | Yes | No | No |
| Telamnas | 76-100% | 1-25% | 1-25% | Yes | No | No |
| Western Deir | 76-100% | 1-25% | 1-25% | Yes | No | No |

• 15/35 communities assessed (10 communities are shown on the previous two factsheets): Ma'arrat An Nu'man, Maasaran, Qaratli, Telamnas, Western Deir



Shelter

- Independent apartment or house
- Shared apartment or house
- Unfinished apartment or house
- Tent
- Private space not for shelter
- Cave/natural shelter
- Collective public space not for shelter
- No IDPs
- No information
- Min - Max: rent paid per room (where known)

| Sub-district | Most common shelter | NDPs | IDPs |
|---------------------------|--------------------------------|-----------------|-----------------|
| Ma'arrat An Nu'man | Independent apartment or house | 1500 - 2000 SYP | 1500 - 2000 SYP |
| Maasaran | Independent apartment or house | 2000 - 2300 SYP | 2000 - 2300 SYP |
| Qaratli | No IDPs | No info | No info |
| Telamnas | Independent apartment or house | 1500 - 2000 SYP | 1500 - 2000 SYP |
| Western Deir | Independent apartment or house | 1000 - 1500 SYP | 1000 - 1500 SYP |

Livelihoods

| Sub-district | Most common sources of income | Most common strategies used to cope with lack of income / resources |
|---------------------------|---|---|
| Ma'arrat An Nu'man | Daily employment Farm owning Sale of humanitarian aid | Borrowing from family/friends |
| Maasaran | Daily employment Farm owning Sale of humanitarian aid | Borrowing from family/friends |
| Qaratli | Daily employment Farm owning Sale of humanitarian aid | Borrowing from family/friends |
| Telamnas | Daily employment Farm owning Sale of humanitarian aid | Borrowing from family/friends |
| Western Deir | Daily employment Farm owning Sale of humanitarian aid | Borrowing from family/friends |

NFIs

| Sub-district | Lightbulb (Electricity) | Lightbulb (Electricity) | Lightbulb (Electricity) | Lightbulb (Electricity) |
|---------------------------|--|---------------------------------------|---|---------------------------------------|
| Ma'arrat An Nu'man | B 7300 SYP C 65 SYP D 250 SYP F 70000 SYP | 2000 SYP 4500 SYP 858 SYP NA | Telamnas B 7400 SYP C 60 SYP D 230 SYP F 71000 SYP | 2200 SYP 4000 SYP 850 SYP NA |
| Maasaran | B 6600 SYP C 70 SYP D 225 SYP F 72000 SYP | 2000 SYP 4000 SYP 800 SYP NA | Western Deir B 7400 SYP C 60 SYP D 235 SYP F 68000 SYP | 2300 SYP 4000 SYP 850 SYP NA |
| Qaratli | B 7400 SYP C 60 SYP D 240 SYP F 68000 SYP | 1800 SYP 4000 SYP 800 SYP NA | | |

- Most common electricity source
- Main network
- Generator
- No source
- Solar alternative
- No information
- Fuel Prices (SYP)*
- B** Butane (cannister)
- C** Coal (1kg)
- D** Diesel (1 litre)
- F** Firewood (1 tonne)
- NFI Prices (SYP)*
- Cement (50kg)
- Floor mat (3*4m)
- Plastic tarpaulin (1m²)
- Tent (5 persons)
- NA: not available for purchase

| Sub-district | Most common strategies used to cope with a lack of fuel |
|---------------------------|---|
| Ma'arrat An Nu'man | No lack of fuel |
| Maasaran | No lack of fuel |
| Telamnas | No lack of fuel |
| Qaratli | No lack of fuel |
| Western Deir | No lack of fuel |

3/3 Ma'arrat An Nu'man, Idleb Governorate

November 2017

WASH

- Most common water source**
- Water is safe to drink
 - Water tastes/smells bad
 - People sick after drinking
 - No information
- Sufficiency of available water to meet household needs**
- Sufficient
 - Insufficient
 - No information
- Most common method of garbage disposal**

Ma'arrat An Nu'man

- Water trucking
- Public free collection

Maasaran

- Water trucking
- Public free collection

Qaratli

- Water trucking
- Public free collection

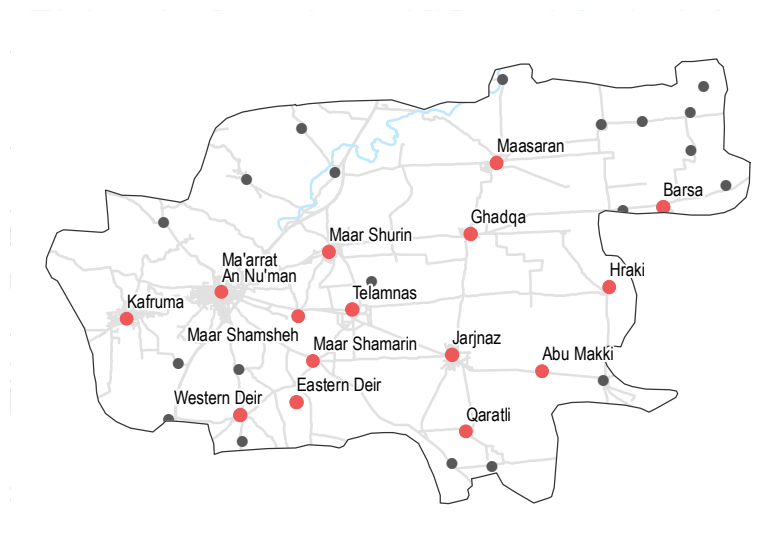
Telamnas

- Water trucking
- Public free collection

Western Deir

- Water trucking
- Public free collection

15/35 communities assessed (10 communities are shown on the previous two factsheets): Ma'arrat An Nu'man, Maasaran, Qaratli, Telamnas, Western Deir



Education

- Status of primary schools in village**
- Functioning
 - Not functioning
 - Not available
 - No information
- Barriers to accessing education services**

Qaratli

Most children accessed education

Telamnas

Most children accessed education

Western Deir

Most children accessed education

Maasaran

Most children accessed education

Health

Most common health problems

Most common barriers to accessing healthcare

| Community | Most common health problems | Most common barriers to accessing healthcare |
|--------------------|--|--|
| Ma'arrat An Nu'man | Chronic diseases Pregnancy related diseases Severe diseases affecting those aged less than 5 | No difficulties reported |
| Maasaran | Chronic diseases Pregnancy related diseases Severe diseases affecting those aged less than 5 | No difficulties reported |
| Qaratli | Chronic diseases Severe diseases affecting those aged less than 5 | No difficulties reported |
| Telamnas | Chronic diseases Pregnancy related diseases Severe diseases affecting those aged less than 5 | No difficulties reported |
| Western Deir | Chronic diseases Pregnancy related diseases Severe diseases affecting those aged less than 5 | No difficulties reported |

Food Security

Ma'arrat An Nu'man

- Bread: 125 SYP
- Rice: 450 SYP
- Lentils: 450 SYP
- Sugar: 400 SYP
- Cooking oil: 650 SYP
- Shops
- No difficulties reported

Maasaran

- Bread: 125 SYP
- Rice: 500 SYP
- Lentils: 500 SYP
- Sugar: 340 SYP
- Cooking oil: 650 SYP
- Shops
- No difficulties reported

Qaratli

- Bread: 150 SYP
- Rice: 500 SYP
- Lentils: 450 SYP
- Sugar: 375 SYP
- Cooking oil: 650 SYP
- Shops
- No difficulties reported

Telamnas

- Bread: 100 SYP
- Rice: 450 SYP
- Lentils: 400 SYP
- Sugar: 350 SYP
- Cooking oil: 600 SYP
- Shops
- No difficulties reported

Western Deir

- Bread: 125 SYP
- Rice: 450 SYP
- Lentils: 375 SYP
- Sugar: 375 SYP
- Cooking oil: 650 SYP
- Shops
- No difficulties reported

Main challenges to obtaining food

- No challenges
- Some foods unavailable
- Local production decreased
- Lack of access to markets
- Some foods expensive
- Lack of resources to buy food
- Lack of access to fuel
- Cooking fuel unavailable
- No information

Bread (public): 1 pack
Rice: 1kg
Lentils: 1kg
Sugar: 1kg
Cooking oil: 1 litre

Access to bread

- Most common source of bread
- Most common barriers to accessing bread
- Number of days, per month, where bread from private bakeries was unavailable

Qourqeena, Idleb Governorate

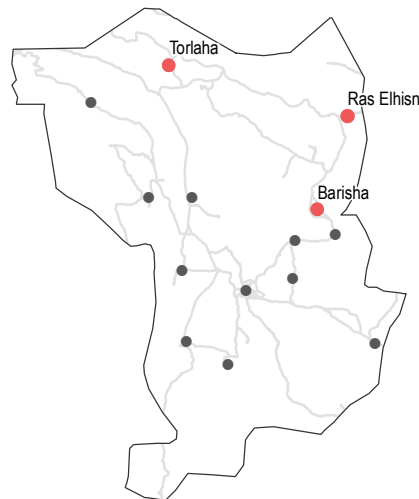
November 2017

Displacement

- % of pre-conflict population remaining
- % of population that are female
- % of female-headed households
- IDPs living in village
- New IDP arrivals
- Returnees

| Community | % of pre-conflict population remaining | % of population that are female | % of female-headed households | IDPs living in village | New IDP arrivals | Returnees |
|-------------------|--|---------------------------------|-------------------------------|------------------------|------------------|-----------|
| Barisha | 76-100% | 51-75% | 1-25% | Yes | No | No |
| Ras Elhisn | 76-100% | 51-75% | 1-25% | Yes | No | No |
| Torlaha | 76-100% | 51-75% | 1-25% | Yes | No | No |

• 3/14 communities assessed : Barisha, Ras Elhisn, Torlaha



Shelter

- Independent apartment or house
- Shared apartment or house
- Unfinished apartment or house
- Tent
- Private space not for shelter
- Cave/natural shelter
- Collective public space not for shelter
- No IDPs
- No information
- Min - Max: rent paid per room (where known)

| Community | Most common shelter | NDPs | IDPs |
|-------------------|--------------------------------|-------|-----------|
| Barisha | Independent apartment or house | 10000 | 12000 SYP |
| Ras Elhisn | Independent apartment or house | 8500 | 12000 SYP |
| Torlaha | Independent apartment or house | 5000 | 7000 SYP |

Livelihoods

Most common sources of income

Most common strategies used to cope with lack of income / resources

| Community | Most common sources of income | Most common strategies used to cope with lack of income / resources |
|-------------------|--|---|
| Barisha | Farm owning Business/trade Support from family/friends | Borrowing from family/friends Skipping meals Reducing meal size |
| Ras Elhisn | Farm owning Business/trade Support from family/friends | Borrowing from family/friends Skipping meals Reducing meal size |
| Torlaha | Farm owning Business/trade Support from family/friends | Borrowing from family/friends Skipping meals Reducing meal size |

NFIs

Barisha

| | |
|--------------------|-----------|
| B 7100 SYP | 2700 SYP |
| C 45 SYP | 6000 SYP |
| D 265 SYP | 250 SYP |
| F 65000 SYP | 25000 SYP |

Ras Elhisn

| | |
|--------------------|-----------|
| B 3200 SYP | 2700 SYP |
| C 50 SYP | 6000 SYP |
| D 265 SYP | 250 SYP |
| F 65000 SYP | 25000 SYP |

Torlaha

| | |
|--------------------|-----------|
| B 3000 SYP | 2700 SYP |
| C 45 SYP | 6000 SYP |
| D 265 SYP | 250 SYP |
| F 65000 SYP | 25000 SYP |

Barisha
No lack of fuel

Ras Elhisn
No lack of fuel

Torlaha
No lack of fuel

Most common electricity source

- Main network
- Generator
- No source
- Solar alternative
- No information

Fuel Prices (SYP)*

- B** Butane (cannister)
- C** Coal (1kg)
- D** Diesel (1 litre)
- F** Firewood (1 tonne)

NFI Prices (SYP)*

- Cement (50kg)
- Floor mat (3*4m)
- Plastic tarpaulin (1m²)
- Tent (5 persons)

NA: not available for purchase

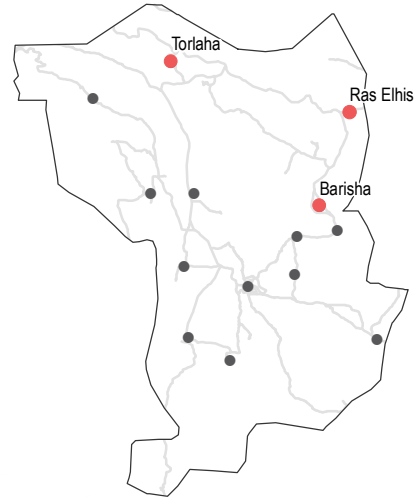
Most common strategies used to cope with a lack of fuel

WASH

- Most common water source
- Status of water source
- Water is safe to drink
 - Water tastes/smells bad
 - People sick after drinking
 - No information
- Sufficiency of available water to meet household needs
- Sufficient
 - Insufficient
 - No information
- Most common method of garbage disposal

- Barisha**
- Water trucking
 - Public free collection
- Ras Elhish**
- Water trucking
 - Public free collection
- Torlaha**
- Water trucking
 - Public free collection

• 3/14 communities assessed : Barisha, Ras Elhish, Torlaha



Education

- Status of primary schools in village
- Functioning
 - Not functioning
 - Not available
 - No information
- Barriers to accessing education services
- Barisha**
- Most children accessed education

Torlaha

Most children accessed education

Ras Elhish

Most children accessed education

Health

| | Most common health problems | Most common barriers to accessing healthcare |
|-------------------|--|--|
| Barisha | Pregnancy related diseases Maternal health issues Severe diseases affecting those aged less than 5 | No difficulties reported |
| Ras Elhish | Pregnancy related diseases Maternal health issues Severe diseases affecting those aged less than 5 | No difficulties reported |
| Torlaha | Pregnancy related diseases Maternal health issues Severe diseases affecting those aged less than 5 | No difficulties reported |

Food Security

Barisha

- Private bakeries
 - No difficulties reported
 - 0
- Bread: no info
 Rice: 300 SYP
 Lentils: 350 SYP
 Sugar: 340 SYP
 Cooking oil: 500 SYP

Ras Elhish

- Private bakeries
 - No difficulties reported
 - 0
- Bread: no info
 Rice: 300 SYP
 Lentils: 350 SYP
 Sugar: 350 SYP
 Cooking oil: 500 SYP

Torlaha

- Shops
 - No difficulties reported
 - Private bakeries unavailable
- Bread: no info
 Rice: 300 SYP
 Lentils: 350 SYP
 Sugar: 340 SYP
 Cooking oil: 500 SYP

Main challenges to obtaining food

- No challenges
- Some foods unavailable
- Local production decreased
- Lack of access to markets
- Some foods expensive
- Lack of resources to buy food
- Lack of access to fuel
- Cooking fuel unavailable
- No information
- Bread (public): 1 pack
- Rice: 1kg
- Lentils: 1kg
- Sugar: 1kg
- Cooking oil: 1 litre
- Access to bread
- Most common source of bread
- Most common barriers to accessing bread
- Number of days, per month, where bread from private bakeries was unavailable

1/2 Salqin, Idleb Governorate

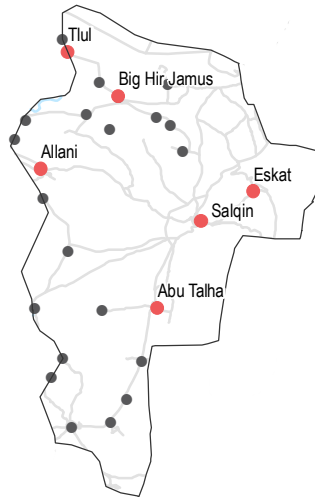
November 2017

Displacement

- % of pre-conflict population remaining
- % of population that are female
- % of female-headed households
- IDPs living in village
- New IDP arrivals
- Returnees

| Abu Talha | | |
|---------------|--------|-------|
| 76-100% | 26-50% | 1-25% |
| Yes | No | No |
| Allani | | |
| 76-100% | 26-50% | 1-25% |
| Yes | No | No |
| Big Hir Jamus | | |
| 76-100% | 26-50% | 1-25% |
| Yes | No | No |

• 6/26 communities assessed (3 communities are shown on the next factsheet): Abu Talha, Allani, Big Hir Jamus



Shelter

- Independent apartment or house
- Shared apartment or house
- Unfinished apartment or house
- Tent
- Private space not for shelter
- Cave/natural shelter
- Collective public space not for shelter
- No IDPs
- No information
- Min - Max: rent paid per room (where known)

| Abu Talha | |
|-----------------|------|
| NDPs | IDPs |
| | |
| 2000 - 3000 SYP | |
| Allani | |
| NDPs | IDPs |
| | |
| 2000 - 3000 SYP | |
| Big Hir Jamus | |
| NDPs | IDPs |
| | |
| 2000 - 3000 SYP | |

Livelihoods

Most common sources of income

Most common strategies used to cope with lack of income / resources

| Community | Most common sources of income | Most common strategies used to cope with lack of income / resources |
|---------------|---|---|
| Abu Talha | High risk/illegal work Farm owning Business/trade | Children sent to work/beg Taking loans/buying on credit |
| Allani | Daily employment Farm owning Business/trade | Children sent to work/beg Taking loans/buying on credit |
| Big Hir Jamus | Daily employment Farm owning Business/trade | Children sent to work/beg Taking loans/buying on credit |

NFIs

Abu Talha

| | |
|-------------|----------|
| B 7300 SYP | 3200 SYP |
| C 350 SYP | 2500 SYP |
| D 270 SYP | 400 SYP |
| F 60000 SYP | NA |

Allani

| | |
|-------------|----------|
| B 7000 SYP | 3200 SYP |
| C 350 SYP | 2500 SYP |
| D 270 SYP | 400 SYP |
| F 55000 SYP | NA |

Big Hir Jamus

| | |
|-------------|----------|
| B 7000 SYP | 3200 SYP |
| C 350 SYP | 2500 SYP |
| D 250 SYP | 400 SYP |
| F 60000 SYP | NA |

Abu Talha

No lack of fuel

Allani

No lack of fuel

Big Hir Jamus

No lack of fuel

Most common electricity source

- Main network
- Generator
- No source
- Solar alternative
- No information

Fuel Prices (SYP)*

- B** Butane (cannister)
- C** Coal (1kg)
- D** Diesel (1 litre)
- F** Firewood (1 tonne)

NFI Prices (SYP)*

- Cement (50kg)
- Floor mat (3*4m)
- Plastic tarpaulin (1m²)
- Tent (5 persons)

NA: not available for purchase

Most common strategies used to cope with a lack of fuel

1/2 Salqin, Idleb Governorate

November 2017

WASH

- Most common water source
- Status of water source
- Water is safe to drink
 - Water tastes/smells bad
 - People sick after drinking
 - No information
- Sufficiency of available water to meet household needs
- Sufficient
 - Insufficient
 - No information
- Most common method of garbage disposal

Abu Talha

- Network
- Disposed at designated site

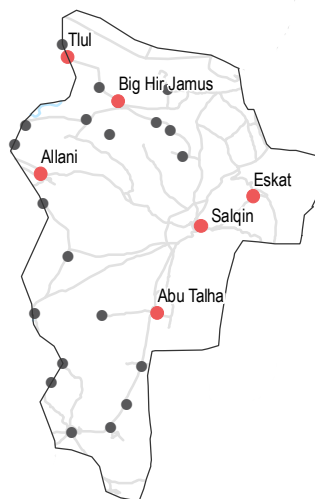
Allani

- Network
- Disposed at designated site

Big Hir Jamus

- Network
- Disposed at designated site

6/26 communities assessed (3 communities are shown on the next factsheet): Abu Talha, Allani, Big Hir Jamus



Education

- Status of primary schools in village
- Functioning
 - Not functioning
 - Not available
 - No information
- Barriers to accessing education services
- Abu Talha**
Most children accessed education

Big Hir Jamus

Most children accessed education

Allani

Most children accessed education

Health

| | Most common health problems | Most common barriers to accessing healthcare |
|----------------------|--|--|
| Abu Talha | Pregnancy related diseases Severe diseases affecting those aged less than 5 | No difficulties reported |
| Allani | Pregnancy related diseases Acute respiratory infections Severe diseases affecting those aged less than 5 | No difficulties reported |
| Big Hir Jamus | Injuries Acute respiratory infections Severe diseases affecting those aged less than 5 | No difficulties reported |

Food Security

Abu Talha

- Public bakeries
 - No difficulties reported
 - 0
- Bread: 150 SYP
Rice: 500 SYP
Lentils: 500 SYP
Sugar: 500 SYP
Cooking oil: 800 SYP

Allani

- Public bakeries
 - No difficulties reported
 - 0
- Bread: 150 SYP
Rice: 500 SYP
Lentils: 500 SYP
Sugar: 500 SYP
Cooking oil: 800 SYP

Big Hir Jamus

- Public bakeries
 - No difficulties reported
 - 0
- Bread: 150 SYP
Rice: 500 SYP
Lentils: 500 SYP
Sugar: 500 SYP
Cooking oil: 800 SYP

Main challenges to obtaining food

- No challenges
- Some foods unavailable
- Local production decreased
- Lack of access to markets
- Some foods expensive
- Lack of resources to buy food
- Lack of access to fuel
- Cooking fuel unavailable
- No information
- Bread (public): 1 pack
- Rice: 1kg
- Lentils: 1kg
- Sugar: 1kg
- Cooking oil: 1 litre
- Access to bread
- Most common source of bread
- Most common barriers to accessing bread
- Number of days, per month, where bread from private bakeries was unavailable

2/2 Salqin, Idleb Governorate

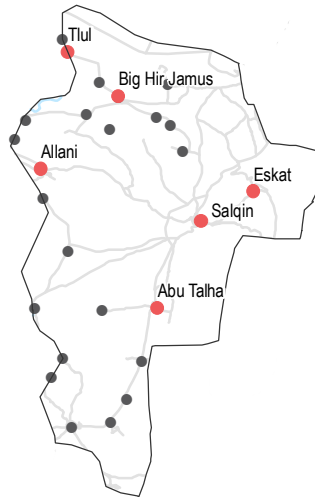
November 2017

Displacement

- % of pre-conflict population remaining
- % of population that are female
- % of female-headed households
- IDPs living in village
- New IDP arrivals
- Returnees

| Community | % of pre-conflict population remaining | % of population that are female | % of female-headed households | IDPs living in village | New IDP arrivals | Returnees |
|---------------|--|---------------------------------|-------------------------------|------------------------|------------------|-----------|
| Eskat | 76-100% | 26-50% | 1-25% | Yes | No | No |
| Salqin | 76-100% | 26-50% | 1-25% | Yes | No | No |
| Tlul | 76-100% | 26-50% | 1-25% | Yes | No | No |

• 6/26 communities assessed (3 communities are shown on the previous factsheet): Eskat, Salqin, Tlul



NFIs

Eskat

| | |
|--------------------|----------|
| B 7000 SYP | 3200 SYP |
| C 350 SYP | 2500 SYP |
| D 270 SYP | 400 SYP |
| F 55000 SYP | NA |

Salqin

| | |
|--------------------|----------|
| B 7000 SYP | 3200 SYP |
| C 350 SYP | 2500 SYP |
| D 270 SYP | 400 SYP |
| F 60000 SYP | NA |

Tlul

| | |
|--------------------|----------|
| B 7200 SYP | 3200 SYP |
| C 350 SYP | 2500 SYP |
| D 270 SYP | 400 SYP |
| F 60000 SYP | NA |

- Most common electricity source
- Main network
 - Generator
 - No source
 - Solar alternative
 - No information

- Fuel Prices (SYP)*
- B** Butane (cannister)
 - C** Coal (1kg)
 - D** Diesel (1 litre)
 - F** Firewood (1 tonne)

- NFI Prices (SYP)*
- Cement (50kg)
 - Floor mat (3*4m)
 - Plastic tarpaulin (1m²)
 - Tent (5 persons)
- NA: not available for purchase

Shelter

- Most common shelter
- Independent apartment or house
 - Shared apartment or house
 - Unfinished apartment or house
 - Tent
 - Private space not for shelter
 - Cave/natural shelter
 - Collective public space not for shelter
 - No IDPs
 - No information
- Min - Max: rent paid per room (where known)

| Community | NDPs | IDPs |
|---------------|-----------------|-----------------|
| Eskat | 3000 - 4000 SYP | 3000 - 4000 SYP |
| Salqin | 3000 - 4000 SYP | 3000 - 4000 SYP |
| Tlul | 2000 - 3000 SYP | 2000 - 3000 SYP |

Livelihoods

Most common sources of income

Most common strategies used to cope with lack of income / resources

| Community | Most common sources of income | Most common strategies used to cope with lack of income / resources |
|---------------|---|---|
| Eskat | Daily employment Farm owning Business/trade | Children sent to work/beg Taking loans/buying on credit |
| Salqin | Daily employment Farm owning Business/trade | Children sent to work/beg Taking loans/buying on credit |
| Tlul | Daily employment Farm owning Business/trade | Children sent to work/beg Taking loans/buying on credit |

Eskat
No lack of fuel

Salqin
No lack of fuel

Tlul
No lack of fuel

Most common strategies used to cope with a lack of fuel

2/2 Salqin, Idleb Governorate

November 2017

WASH

- Most common water source**
- Status of water source**
- Water is safe to drink
 - Water tastes/smells bad
 - People sick after drinking
 - No information
- Sufficiency of available water to meet household needs**
- Sufficient
 - Insufficient
 - No information
- Most common method of garbage disposal**

Eskat

- Network
- Disposed at designated site

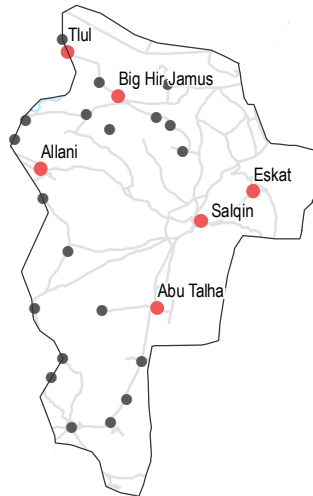
Salqin

- Network
- Private paid collection

Tlul

- Network
- Disposed at designated site

• 6/26 communities assessed (3 communities are shown on the previous factsheet): Eskat, Salqin, Tlul



Education

- Status of primary schools in village**
- Functioning
 - Not functioning
 - Not available
 - No information
- Barriers to accessing education services**

Tlul

Most children accessed education

Eskat

Most children accessed education

Salqin

Most children accessed education

Health

Most common health problems

Most common barriers to accessing healthcare

Eskat

Pregnancy related diseases
Acute respiratory infections
Severe diseases affecting those aged less than 5

No difficulties reported

Salqin

Pregnancy related diseases
Severe diseases affecting those aged less than 5

No difficulties reported

Tlul

Injuries
Acute respiratory infections
Severe diseases affecting those aged less than 5

No difficulties reported

Food Security

Eskat



Bread: 150 SYP
Rice: 500 SYP
Lentils: 500 SYP
Sugar: 500 SYP
Cooking oil: 800 SYP



Public bakeries



No difficulties reported



Salqin



Bread: 150 SYP
Rice: 500 SYP
Lentils: 500 SYP
Sugar: 500 SYP
Cooking oil: 800 SYP



Public bakeries



No difficulties reported



Tlul



Bread: 150 SYP
Rice: 500 SYP
Lentils: 500 SYP
Sugar: 500 SYP
Cooking oil: 800 SYP



Public bakeries



No difficulties reported



Main challenges to obtaining food

- No challenges
- Some foods unavailable
- Local production decreased
- Lack of access to markets
- Some foods expensive
- Lack of resources to buy food
- Lack of access to fuel
- Cooking fuel unavailable
- No information

Bread (public): 1 pack
Rice: 1kg
Lentils: 1kg
Sugar: 1kg
Cooking oil: 1 litre

Access to bread

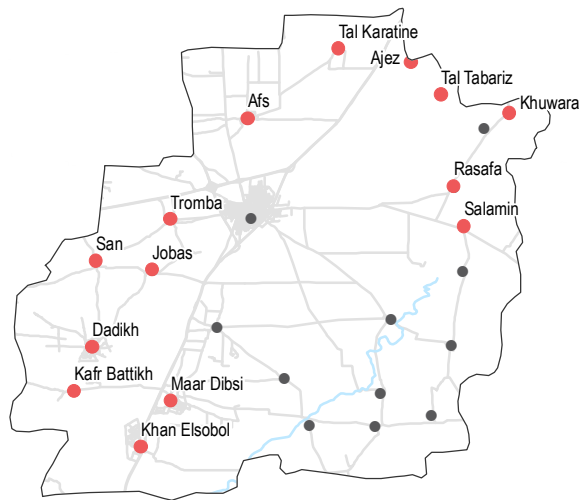
- Most common source of bread
- Most common barriers to accessing bread
- Number of days, per month, where bread from private bakeries was unavailable

Displacement

- % of pre-conflict population remaining
- % of population that are female
- % of female-headed households
- IDPs living in village
- New IDP arrivals
- Returnees

| Community | % of pre-conflict population remaining | % of population that are female | % of female-headed households | IDPs living in village | New IDP arrivals | Returnees |
|---------------------|--|---------------------------------|-------------------------------|------------------------|------------------|-----------|
| Afs | 76-100% | 51-75% | 1-25% | Yes | Yes | No |
| Ajez | 76-100% | 51-75% | 1-25% | Yes | Yes | No |
| Dadikh | 76-100% | 51-75% | 1-25% | Yes | No | No |
| Jobas | 76-100% | 51-75% | 1-25% | Yes | No | No |
| Kafr Battikh | 76-100% | 51-75% | 26-50% | Yes | No | No |

• 14/26 communities assessed (9 communities are shown on the next two factsheets): Afs, Ajez, Dadikh, Jobas, Kafr Battikh



Shelter

- Independent apartment or house
- Shared apartment or house
- Unfinished apartment or house
- Tent
- Private space not for shelter
- Cave/natural shelter
- Collective public space not for shelter
- No IDPs
- No information
- Min - Max: rent paid per room (where known)

| Community | Most common shelter | NDPs | IDPs |
|---------------------|--------------------------------|-----------------|------|
| Afs | Independent apartment or house | 4000 - 6000 SYP | |
| Jobas | Shared apartment or house | 3000 - 5000 SYP | |
| Ajez | Unfinished apartment or house | 2500 - 3500 SYP | |
| Kafr Battikh | Tent | 3500 - 5000 SYP | |
| Dadikh | No IDPs | 4000 - 5000 SYP | |

Livelihoods

- Most common sources of income
- Most common strategies used to cope with lack of income / resources

| Community | Most common sources of income | Most common strategies used to cope with lack of income / resources |
|---------------------|---|---|
| Afs | Daily employment Business/trade Allowances | Borrowing from family/friends Reducing meal size |
| Ajez | Daily employment Farm owning Business/trade | Borrowing from family/friends Skipping meals Reducing meal size |
| Dadikh | Daily employment Farm owning Business/trade | Borrowing from family/friends Skipping meals |
| Jobas | Daily employment Farm owning Sale of humanitarian aid | Borrowing from family/friends Selling household assets Skipping meals |
| Kafr Battikh | Daily employment Farm owning Business/trade | Borrowing from family/friends Skipping meals Reducing meal size |

NFIs

| Community | Electricity source | Fuel Prices (SYP)* | NFI Prices (SYP)* |
|---------------------|--|--|--|
| Afs | B 7300 SYP C NA D 265 SYP F 90000 SYP | 2650 SYP 6000 SYP 550 SYP 22500 SYP | 2650 SYP 6500 SYP 600 SYP 23000 SYP |
| Jobas | B 7300 SYP C NA D 265 SYP F NA | 2700 SYP 6500 SYP 550 SYP 23000 SYP | 2700 SYP 6500 SYP 600 SYP 22000 SYP |
| Ajez | B 7300 SYP C NA D 265 SYP F NA | 2700 SYP 6000 SYP 550 SYP 23000 SYP | 2700 SYP 6500 SYP 600 SYP 22000 SYP |
| Kafr Battikh | B 7500 SYP C NA D 265 SYP F 90000 SYP | 2700 SYP 6500 SYP 600 SYP 22000 SYP | 2700 SYP 6500 SYP 600 SYP 22000 SYP |
| Dadikh | B 7200 SYP C NA D 265 SYP F NA | 2650 SYP 6500 SYP 600 SYP 23000 SYP | 2650 SYP 6500 SYP 600 SYP 23000 SYP |

- Most common electricity source
- Main network
- Generator
- No source
- Solar alternative
- No information
- Fuel Prices (SYP)*
- B** Butane (cannister)
- C** Coal (1kg)
- D** Diesel (1 litre)
- F** Firewood (1 tonne)
- NFI Prices (SYP)*
- Cement (50kg)
- Floor mat (3*4m)
- Plastic tarpaulin (1m²)
- Tent (5 persons)
- NA: not available for purchase

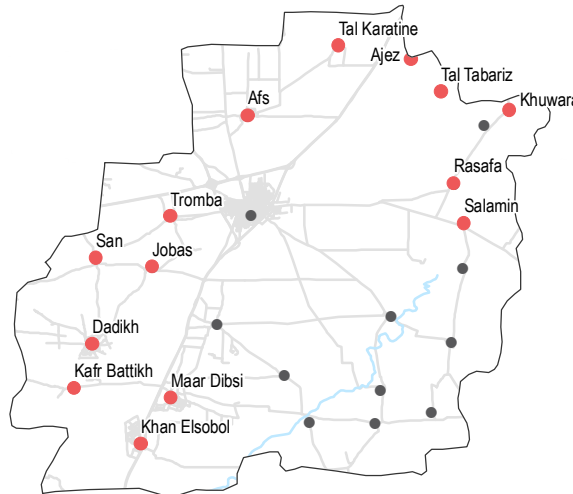
| Community | Most common strategies used to cope with a lack of fuel |
|---------------------|---|
| Afs | No lack of fuel |
| Ajez | No lack of fuel |
| Jobas | No lack of fuel |
| Dadikh | No lack of fuel |
| Kafr Battikh | No lack of fuel |

WASH

- Most common water source**
- Status of water source**
- Water is safe to drink
 - Water tastes/smells bad
 - People sick after drinking
 - No information
- Sufficiency of available water to meet household needs**
- Sufficient
 - Insufficient
 - No information
- Most common method of garbage disposal**

- Afs**
- Network
 - Public free collection
- Ajez**
- Water trucking
 - Left in street / public area
- Dadikh**
- Network
 - Public free collection
- Jobas**
- Network
 - Public free collection
- Kafr Battikh**
- Network
 - Public free collection

• 14/26 communities assessed (9 communities are shown on the next two factsheets): Afs, Ajez, Dadikh, Jobas, Kafr Battikh



Education

- Status of primary schools in village**
- Functioning
 - Not functioning
 - Not available
 - No information
- Barriers to accessing education services**
- Afs: Most children accessed education

- Dadikh**
- Lack of teaching staff
 - Services are too far
- Jobas**
- Most children accessed education
- Kafr Battikh**
- Most children accessed education

- Ajez**
- Lack of teaching staff
 - Lack of school supplies

Health

- Most common health problems
- Most common barriers to accessing healthcare

| Community | Most common health problems | Most common barriers to accessing healthcare |
|--------------|--|--|
| Afs | Disabilities Injuries Acute respiratory infections | Lack of transportation |
| Ajez | Chronic diseases Acute respiratory infections | No facilities in the area High cost of transportation Lack of transportation |
| Dadikh | Disabilities Skin diseases Chronic diseases | No facilities in the area High cost of transportation Lack of transportation |
| Jobas | Chronic diseases Injuries | No facilities in the area High cost of transportation Lack of transportation |
| Kafr Battikh | Chronic diseases | No difficulties reported |

Food Security

- Afs**
- Bread: no info
 - Rice: 500 SYP
 - Lentils: 550 SYP
 - Sugar: 375 SYP
 - Cooking oil: 600 SYP
- Private bakeries
 - No difficulties reported
 - 1 to 10
- Ajez**
- Bread: no info
 - Rice: 450 SYP
 - Lentils: 500 SYP
 - Sugar: 375 SYP
 - Cooking oil: 600 SYP
- Shops
 - No difficulties reported
 - Private bakeries unavailable
- Dadikh**
- Bread: 100 SYP
 - Rice: 500 SYP
 - Lentils: 500 SYP
 - Sugar: 375 SYP
 - Cooking oil: 600 SYP
- Public bakeries
 - No difficulties reported
 - 1 to 10
- Jobas**
- Bread: no info
 - Rice: 500 SYP
 - Lentils: 500 SYP
 - Sugar: 400 SYP
 - Cooking oil: 600 SYP
- Shops
 - No difficulties reported
 - Private bakeries unavailable
- Kafr Battikh**
- Bread: 100 SYP
 - Rice: 500 SYP
 - Lentils: 550 SYP
 - Sugar: 375 SYP
 - Cooking oil: 600 SYP
- Public bakeries
 - No difficulties reported
 - 1 to 10

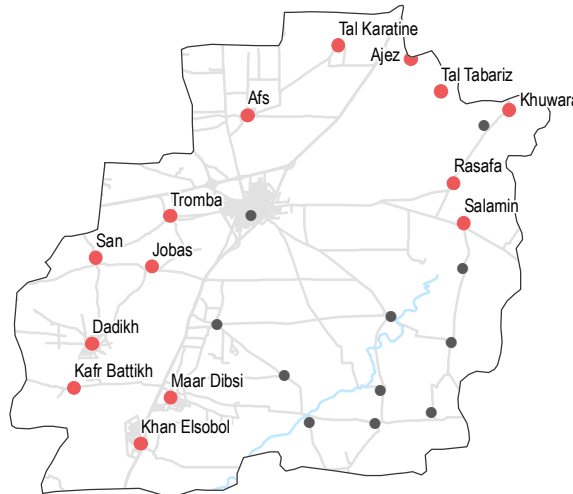
- Main challenges to obtaining food**
- No challenges
 - Some foods unavailable
 - Local production decreased
 - Lack of access to markets
 - Some foods expensive
 - Lack of resources to buy food
 - Lack of access to fuel
 - Cooking fuel unavailable
 - No information
- Bread (public): 1 pack**
- Rice: 1kg**
- Lentils: 1kg**
- Sugar: 1kg**
- Cooking oil: 1 litre**
- Access to bread**
- Most common source of bread
 - Most common barriers to accessing bread
 - Number of days, per month, where bread from private bakeries was unavailable

Displacement

- % of pre-conflict population remaining
- % of population that are female
- % of female-headed households
- IDPs living in village
- New IDP arrivals
- Returnees

| Community | % of pre-conflict population remaining | % of population that are female | % of female-headed households | IDPs living in village | New IDP arrivals | Returnees |
|---------------------|--|---------------------------------|-------------------------------|------------------------|------------------|-----------|
| Khan Elsobol | 76-100% | 51-75% | 1-25% | Yes | Yes | No |
| Khuwara | 76-100% | 51-75% | 1-25% | Yes | Yes | No |
| Maar Dibsi | 76-100% | 51-75% | 26-50% | Yes | No | No |
| Rasafa | 76-100% | 51-75% | 1-25% | Yes | Yes | No |
| Salamin | 76-100% | 51-75% | 1-25% | Yes | Yes | No |

• 14/26 communities assessed (5 communities are shown on the previous factsheet, 4 communities are shown on the next factsheet): Khan Elsobol, Khuwara, Maar Dibsi, Rasafa, Salamin



NFIs

| Community | Electricity Source | Fuel Prices (SYP)* | NFI Prices (SYP)* |
|---------------------|--|--|--|
| Khan Elsobol | B 7300 SYP, C NA, D 270 SYP, F 90000 SYP | Butane (cannister) 2700 SYP, Coal (1kg) 6000 SYP, Diesel (1 litre) 550 SYP, Firewood (1 tonne) 22500 SYP | Cement (50kg) 2700 SYP, Floor mat (3*4m) 6000 SYP, Plastic tarpaulin (1m²) 500 SYP, Tent (5 persons) 23000 SYP |
| Rasafa | B 7300 SYP, C NA, D 265 SYP, F NA | Butane (cannister) 2700 SYP, Coal (1kg) 6500 SYP, Diesel (1 litre) 550 SYP, Firewood (1 tonne) 23000 SYP | Cement (50kg) 2750 SYP, Floor mat (3*4m) 6500 SYP, Plastic tarpaulin (1m²) 500 SYP, Tent (5 persons) 23000 SYP |
| Khuwara | B 7200 SYP, C NA, D 265 SYP, F 90000 SYP | Butane (cannister) 2750 SYP, Coal (1kg) 6000 SYP, Diesel (1 litre) 550 SYP, Firewood (1 tonne) 23500 SYP | Cement (50kg) 2750 SYP, Floor mat (3*4m) 6000 SYP, Plastic tarpaulin (1m²) 500 SYP, Tent (5 persons) 23500 SYP |
| Salamin | B 7300 SYP, C NA, D 265 SYP, F NA | Butane (cannister) 2750 SYP, Coal (1kg) 6500 SYP, Diesel (1 litre) 500 SYP, Firewood (1 tonne) 23000 SYP | Cement (50kg) 2750 SYP, Floor mat (3*4m) 6500 SYP, Plastic tarpaulin (1m²) 500 SYP, Tent (5 persons) 23000 SYP |
| Maar Dibsi | B 7200 SYP, C NA, D 275 SYP, F NA | Butane (cannister) 2700 SYP, Coal (1kg) 6000 SYP, Diesel (1 litre) 500 SYP, Firewood (1 tonne) 23000 SYP | Cement (50kg) 2700 SYP, Floor mat (3*4m) 6000 SYP, Plastic tarpaulin (1m²) 500 SYP, Tent (5 persons) 23000 SYP |

Shelter

- Independent apartment or house
- Shared apartment or house
- Unfinished apartment or house
- Tent
- Private space not for shelter
- Cave/natural shelter
- Collective public space not for shelter
- No IDPs
- No information
- Min - Max: rent paid per room (where known)

| Community | Most common shelter | Price Range (SYP) |
|---------------------|--------------------------------|-------------------|
| Khan Elsobol | Independent apartment or house | 3000 - 5000 SYP |
| Rasafa | Independent apartment or house | 2500 - 3000 SYP |
| Khuwara | Independent apartment or house | 3000 - 4000 SYP |
| Salamin | Independent apartment or house | 2500 - 4000 SYP |
| Maar Dibsi | No IDPs | 3000 - 4000 SYP |

Livelihoods

| Community | Most common sources of income | Most common strategies used to cope with lack of income / resources |
|---------------------|---|---|
| Khan Elsobol | Daily employment, Farm owning, Business/trade | Borrowing from family/friends, Skipping meals |
| Khuwara | Daily employment, Farm owning, Business/trade | Borrowing from family/friends, Skipping meals, Reducing meal size |
| Maar Dibsi | Daily employment, Farm owning, Business/trade | Borrowing from family/friends, Selling household assets, Skipping meals |
| Rasafa | Daily employment, Farm owning, Business/trade | Borrowing from family/friends, Reducing meal size |
| Salamin | Daily employment, Farm owning, Business/trade | Borrowing from family/friends, Skipping meals |

| Community | Most common electricity source | Fuel Prices (SYP)* | NFI Prices (SYP)* | Most common strategies used to cope with a lack of fuel |
|---------------------|--------------------------------|--|--|---|
| Khan Elsobol | Main network | Butane (cannister) 2700 SYP, Coal (1kg) 6000 SYP, Diesel (1 litre) 550 SYP, Firewood (1 tonne) 22500 SYP | Cement (50kg) 2700 SYP, Floor mat (3*4m) 6000 SYP, Plastic tarpaulin (1m²) 500 SYP, Tent (5 persons) 23000 SYP | No lack of fuel |
| Khuwara | Main network | Butane (cannister) 2750 SYP, Coal (1kg) 6000 SYP, Diesel (1 litre) 550 SYP, Firewood (1 tonne) 23500 SYP | Cement (50kg) 2750 SYP, Floor mat (3*4m) 6000 SYP, Plastic tarpaulin (1m²) 500 SYP, Tent (5 persons) 23500 SYP | No lack of fuel |
| Rasafa | Main network | Butane (cannister) 2700 SYP, Coal (1kg) 6500 SYP, Diesel (1 litre) 550 SYP, Firewood (1 tonne) 23000 SYP | Cement (50kg) 2750 SYP, Floor mat (3*4m) 6500 SYP, Plastic tarpaulin (1m²) 500 SYP, Tent (5 persons) 23000 SYP | No lack of fuel |
| Salamin | Main network | Butane (cannister) 2750 SYP, Coal (1kg) 6500 SYP, Diesel (1 litre) 500 SYP, Firewood (1 tonne) 23000 SYP | Cement (50kg) 2750 SYP, Floor mat (3*4m) 6500 SYP, Plastic tarpaulin (1m²) 500 SYP, Tent (5 persons) 23000 SYP | No lack of fuel |
| Maar Dibsi | Main network | Butane (cannister) 2700 SYP, Coal (1kg) 6000 SYP, Diesel (1 litre) 500 SYP, Firewood (1 tonne) 23000 SYP | Cement (50kg) 2700 SYP, Floor mat (3*4m) 6000 SYP, Plastic tarpaulin (1m²) 500 SYP, Tent (5 persons) 23000 SYP | No lack of fuel |

WASH

- Most common water source**
- Water is safe to drink
 - Water tastes/smells bad
 - People sick after drinking
 - No information
- Sufficiency of available water to meet household needs**
- Sufficient
 - Insufficient
 - No information
- Most common method of garbage disposal**

Khan Elsobol

- Network
- Public free collection

Khuwara

- Water trucking
- Disposed at designated site

Maar Dibsi

- Water trucking
- Public free collection

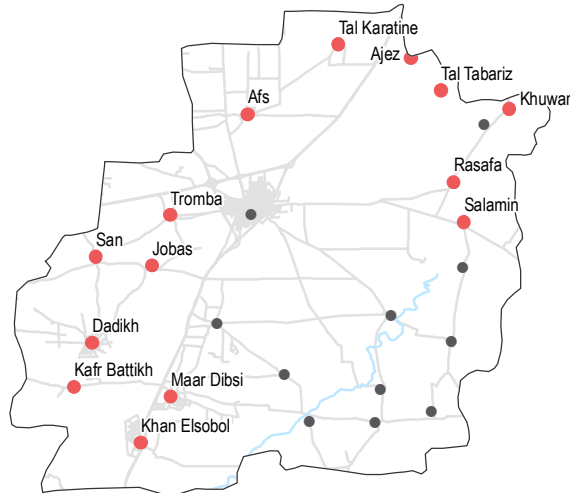
Rasafa

- Network
- Left in street / public area

Salamin

- Water trucking
- Left in street / public area

• 14/26 communities assessed (5 communities are shown on the previous factsheet, 4 communities are shown on the next factsheet): Khan Elsobol, Khuwara, Maar Dibsi, Rasafa, Salamin



Education

- Status of primary schools in village**
- Functioning
 - Not functioning
 - Not available
 - No information
- Barriers to accessing education services**

Maar Dibsi

Most children accessed education

Rasafa

Lack of teaching staff
 Lack of school supplies

Salamin

Most children accessed education

Khan Elsobol

Some facilities destroyed
 Lack of teaching staff

Khuwara

Lack of teaching staff
 Lack of school supplies

Health

Most common health problems

Most common barriers to accessing healthcare

Khan Elsobol

Skin diseases
 Chronic diseases
 Injuries

High cost of transportation
 Lack of transportation

Khuwara

Chronic diseases
 Acute respiratory infections

No difficulties reported

Maar Dibsi

Skin diseases
 Chronic diseases
 Acute respiratory infections

No difficulties reported

Rasafa

Skin diseases
 Chronic diseases
 Acute respiratory infections

No facilities in the area
 High cost of transportation
 Lack of transportation

Salamin

Skin diseases
 Chronic diseases
 Acute respiratory infections

No facilities in the area
 High cost of transportation
 Lack of transportation

Food Security

Khan Elsobol

Bread: no info
 Rice: 450 SYP
 Lentils: 500 SYP
 Sugar: 375 SYP
 Cooking oil: 600 SYP

- Private bakeries
- No difficulties reported
- 1 to 10

Khuwara

Bread: no info
 Rice: 450 SYP
 Lentils: 550 SYP
 Sugar: 400 SYP
 Cooking oil: 600 SYP

- Private bakeries
- No difficulties reported
- 1 to 10

Maar Dibsi

Bread: no info
 Rice: 500 SYP
 Lentils: 500 SYP
 Sugar: 375 SYP
 Cooking oil: 600 SYP

- Shops
- No difficulties reported
- 1 to 10

Rasafa

Bread: no info
 Rice: 450 SYP
 Lentils: 500 SYP
 Sugar: 375 SYP
 Cooking oil: 600 SYP

- Shops
- No difficulties reported
- Private bakeries unavailable

Salamin

Bread: no info
 Rice: 450 SYP
 Lentils: 550 SYP
 Sugar: 375 SYP
 Cooking oil: 600 SYP

- Private bakeries
- No difficulties reported
- 1 to 10

Main challenges to obtaining food

- No challenges
- Some foods unavailable
- Local production decreased
- Some foods expensive
- Lack of resources to buy food
- Lack of access to fuel
- Cooking fuel unavailable
- No information

Bread (public): 1 pack
 Rice: 1kg
 Lentils: 1kg
 Sugar: 1kg
 Cooking oil: 1 litre

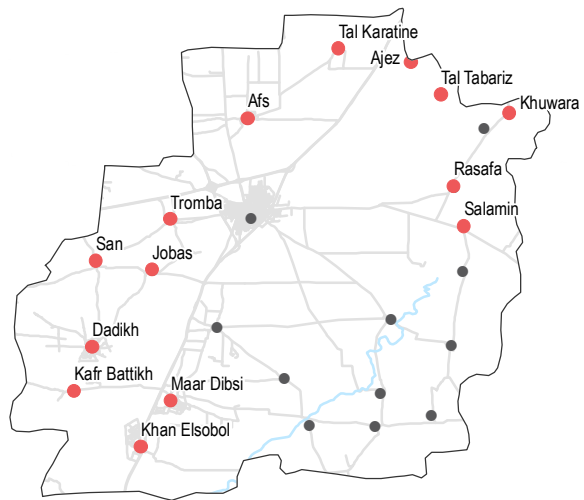
Access to bread

- Most common source of bread
- Most common barriers to accessing bread
- Number of days, per month, where bread from private bakeries was unavailable

Displacement

| | | | |
|--|---------|--------|-------|
| % of pre-conflict population remaining | 76-100% | 51-75% | 1-25% |
| % of population that are female | Yes | Yes | No |
| % of female-headed households | 76-100% | 51-75% | 1-25% |
| IDPs living in village | Yes | Yes | No |
| New IDP arrivals | Yes | No | No |
| Returnees | 76-100% | 51-75% | 1-25% |
| | Yes | Yes | No |

• 14/26 communities assessed (10 communities are shown on the previous two factsheets): San, Tal Karatine, Tal Tabariz, Tromba



NFIs

| San | Tromba |
|-------------------|-------------------|
| B 7200 SYP | B 7300 SYP |
| C NA | C NA |
| D 265 SYP | D 265 SYP |
| F NA | F NA |

| Tal Karatine | Tal Tabariz |
|-------------------|-------------------|
| B 7300 SYP | B 7200 SYP |
| C NA | C NA |
| D 270 SYP | D 265 SYP |
| F NA | F NA |

- Most common electricity source
- Main network
 - Generator
 - No source
 - Solar alternative
 - No information
- Fuel Prices (SYP)*
- B** Butane (cannister)
 - C** Coal (1kg)
 - D** Diesel (1 litre)
 - F** Firewood (1 tonne)
- NFI Prices (SYP)*
- Cement (50kg)
 - Floor mat (3*4m)
 - Plastic tarpaulin (1m²)
 - Tent (5 persons)
- NA: not available for purchase

Shelter

| San | Tromba |
|-----------------|-----------------|
| NDPs IDPs | NDPs IDPs |
| 7000 - 8000 SYP | 3000 - 3500 SYP |

| Tal Karatine | Tal Tabariz |
|-----------------|-----------------|
| NDPs IDPs | NDPs IDPs |
| 3000 - 4000 SYP | 2500 - 3500 SYP |

Livelihoods

| | Most common sources of income | Most common strategies used to cope with lack of income / resources |
|---------------------|---|---|
| San | Daily employment Farm owning Business/trade | Borrowing from family/friends Skipping meals Reducing meal size |
| Tal Karatine | Daily employment Farm owning Business/trade | Borrowing from family/friends Reducing meal size |
| Tal Tabariz | Daily employment Farm owning Business/trade | Borrowing from family/friends Reducing meal size |
| Tromba | Daily employment Farm owning Business/trade | Borrowing from family/friends Skipping meals |

| | |
|--|---------------------------------------|
| San No lack of fuel | Tromba No lack of fuel |
| Tal Karatine No lack of fuel | Tal Tabariz No lack of fuel |

WASH

Most common water source

Status of water source

- Water is safe to drink
- Water tastes/smells bad
- People sick after drinking
- No information

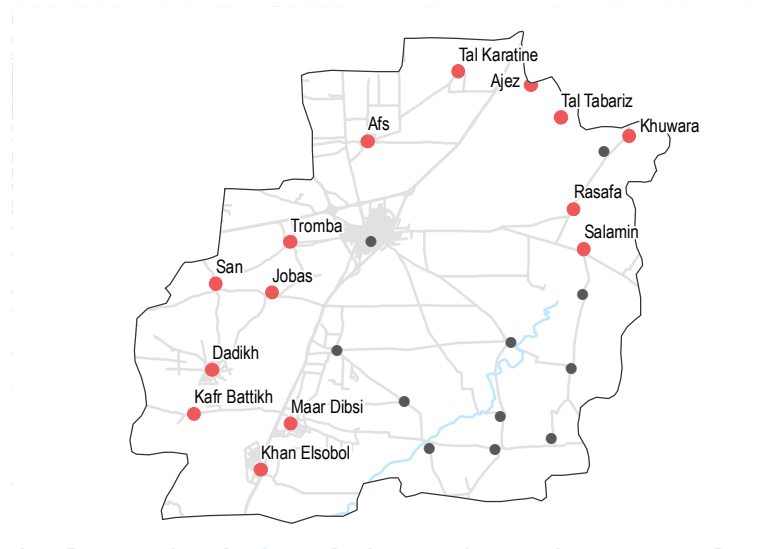
Sufficiency of available water to meet household needs

- Sufficient
- Insufficient
- No information

Most common method of garbage disposal

- San**
- Network
 - Left in street / public area
- Tal Karatine**
- Water trucking
 - Buried / burned
- Tal Tabariz**
- Network
 - Left in street / public area
- Tromba**
- Water trucking
 - Left in street / public area

• 14/26 communities assessed (10 communities are shown on the previous two factsheets): San, Tal Karatine, Tal Tabariz, Tromba



Education

Status of primary schools in village

- Functioning
- Not functioning
- Not available
- No information

Barriers to accessing education services

- Tal Tabariz**
- Lack of teaching staff
 - Lack of school supplies
- Tromba**
- Some facilities destroyed
 - Lack of teaching staff
 - Lack of school supplies

San

- Lack of teaching staff
- Lack of school supplies
- Services are too far

Tal Karatine

- Most children accessed education

Health

+ Most common health problems

H Most common barriers to accessing healthcare

| Community | Most common health problems | Most common barriers to accessing healthcare |
|---------------------|--|--|
| San | Skin diseases Chronic diseases Acute respiratory infections | No facilities in the area High cost of transportation Lack of transportation |
| Tal Karatine | Chronic diseases Acute respiratory infections | No facilities in the area High cost of transportation Lack of transportation |
| Tal Tabariz | Chronic diseases Acute respiratory infections | No facilities in the area High cost of transportation Lack of transportation |
| Tromba | Chronic diseases Acute respiratory infections Severe diseases affecting those aged less than 5 | No facilities in the area High cost of transportation Lack of transportation |

Food Security

- San**
- Bread: no info
 - Rice: 450 SYP
 - Lentils: 500 SYP
 - Sugar: 375 SYP
 - Cooking oil: 600 SYP
 - Shops
 - No difficulties reported
 - Private bakeries unavailable
- Tal Karatine**
- Bread: no info
 - Rice: 450 SYP
 - Lentils: 500 SYP
 - Sugar: 375 SYP
 - Cooking oil: 600 SYP
 - Shops
 - No difficulties reported
 - Private bakeries unavailable
- Tal Tabariz**
- Bread: no info
 - Rice: 450 SYP
 - Lentils: 500 SYP
 - Sugar: 375 SYP
 - Cooking oil: 600 SYP
 - Shops
 - No difficulties reported
 - Private bakeries unavailable
- Tromba**
- Bread: no info
 - Rice: 450 SYP
 - Lentils: 500 SYP
 - Sugar: 400 SYP
 - Cooking oil: 600 SYP
 - Shops
 - No difficulties reported
 - Private bakeries unavailable

- Main challenges to obtaining food
- No challenges
 - Some foods unavailable
 - Local production decreased
 - Lack of access to markets
 - Some foods expensive
 - Lack of resources to buy food
 - Lack of access to fuel
 - Cooking fuel unavailable
 - No information
- Bread (public): 1 pack
 Rice: 1kg
 Lentils: 1kg
 Sugar: 1kg
 Cooking oil: 1 litre
- Access to bread
- Most common source of bread
 - Most common barriers to accessing bread
 - Number of days, per month, where bread from private bakeries was unavailable

Sarmin, Idleb Governorate

November 2017

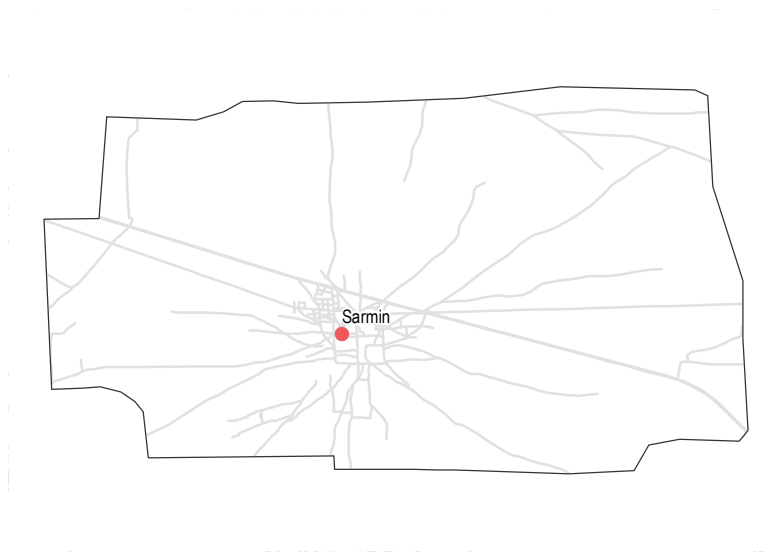
Displacement

- % of pre-conflict population remaining
- % of population that are female
- % of female-headed households
- IDPs living in village
- New IDP arrivals
- Returnees

Sarmin

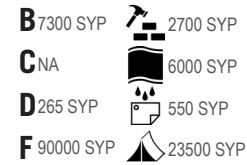


• 1/1 community assessed : Sarmin



NFIs

Lightbulb Sarmin



Most common electricity source

- Main network
- Generator
- No source
- Solar alternative
- No information

Fuel Prices (SYP)*

- B** Butane (cannister)
- C** Coal (1kg)
- D** Diesel (1 litre)
- F** Firewood (1 tonne)

NFI Prices (SYP)*


- Cement (50kg)
- Floor mat (3*4m)
- Plastic tarpaulin (1m²)
- Tent (5 persons)

NA: not available for purchase

Shelter

- Most common shelter
- Independent apartment or house
 - Shared apartment or house
 - Unfinished apartment or house
 - Tent
 - Private space not for shelter
 - Cave/natural shelter
 - Collective public space not for shelter
 - No IDPs
 - No information
- Min - Max: rent paid per room (where known)

Sarmin



Livelihoods

Most common sources of income

- Sarmin
- Daily employment
 - Farm owning
 - Business/trade

Most common strategies used to cope with lack of income / resources

- Borrowing from family/friends
- Skipping meals
- Reducing meal size

Sarmin
No lack of fuel

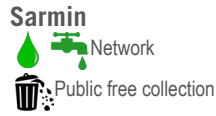
Most common strategies used to cope with a lack of fuel

Sarmin, Idleb Governorate

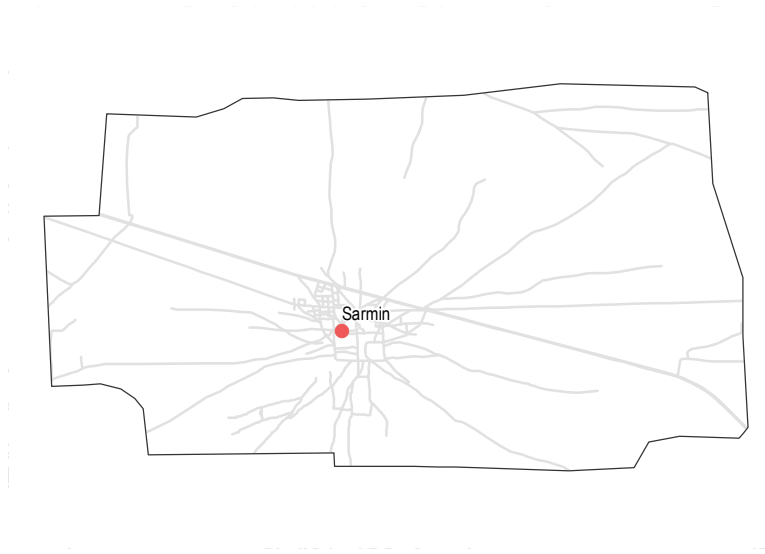
November 2017

WASH

- Most common water source
- Status of water source
 - Water is safe to drink
 - Water tastes/smells bad
 - People sick after drinking
 - No information
- Sufficiency of available water to meet household needs
 - Sufficient
 - Insufficient
 - No information
- Most common method of garbage disposal



• 1/1 community assessed : Sarmin



Food Security

Sarmin

- Bread: 125 SYP
- Rice: 500 SYP
- Lentils: 500 SYP
- Sugar: 400 SYP
- Cooking oil: 600 SYP
- Private bakeries
- No difficulties reported
- 1 to 10

Main challenges to obtaining food

- No challenges
- Some foods unavailable
- Local production decreased
- Lack of access to markets
- Some foods expensive
- Lack of resources to buy food
- Lack of access to fuel
- Cooking fuel unavailable
- No information

Bread (public): 1 pack
 Rice: 1kg
 Lentils: 1 kg
 Sugar: 1kg
 Cooking oil: 1 litre

Access to bread

- Most common source of bread
- Most common barriers to accessing bread
- Number of days, per month, where bread from private bakeries was unavailable

Education

- Status of primary schools in village
 - Functioning
 - Not functioning
 - Not available
 - No information
- Barriers to accessing education services

Sarmin
 Most children accessed education

Health

- Most common health problems
 - Skin diseases
 - Chronic diseases
 - Acute respiratory infections
- Most common barriers to accessing healthcare
 - No difficulties reported

Tamanaah, Idleb Governorate

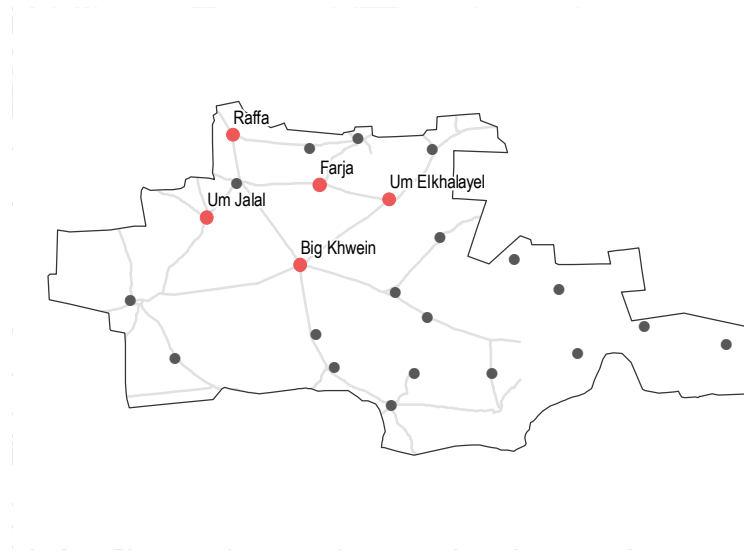
November 2017

Displacement

- % of pre-conflict population remaining
- % of population that are female
- % of female-headed households
- IDPs living in village
- New IDP arrivals
- Returnees

| Community | % of pre-conflict population remaining | % of population that are female | % of female-headed households | IDPs living in village | New IDP arrivals | Returnees |
|----------------------|--|---------------------------------|-------------------------------|------------------------|------------------|-----------|
| Big Khwein | 26-50% | 26-50% | 1-25% | Yes | No info | No |
| Farja | 76-100% | 51-75% | 1-25% | Yes | No | No |
| Raffa | 76-100% | 51-75% | 1-25% | Yes | Yes | No |
| Um Elkhalayel | None | No info | No info | No info | No info | No info |
| Um Jalal | 51-75% | 51-75% | 1-25% | Yes | No | No |

• 5/24 communities assessed : Big Khwein, Farja, Raffa, Um Elkhalayel, Um Jalal



Shelter

- Independent apartment or house
- Shared apartment or house
- Unfinished apartment or house
- Tent
- Private space not for shelter
- Cave/natural shelter
- Collective public space not for shelter
- No IDPs
- No information
- Min - Max: rent paid per room (where known)

| Community | Most common shelter | NDPs | IDPs |
|----------------------|--------------------------------|-----------------|-----------------|
| Big Khwein | Independent apartment or house | No info | No info |
| Farja | Private space not for shelter | 3000 - 3500 SYP | 3000 - 3500 SYP |
| Raffa | Private space not for shelter | 2500 - 3000 SYP | 2500 - 3000 SYP |
| Um Elkhalayel | No info | No info | No info |
| Um Jalal | Private space not for shelter | 4000 - 4500 SYP | 4000 - 4500 SYP |

Livelihoods

- Most common sources of income
- Most common strategies used to cope with lack of income / resources

| Community | Most common sources of income | Most common strategies used to cope with lack of income / resources |
|----------------------|--|--|
| Big Khwein | Farm owning Support from family/friends | Children sent to work/beg Borrowing from family/friends High risk/illegal work |
| Farja | Farm owning Business/trade Savings | Children sent to work/beg Reducing meal size |
| Raffa | Farm owning Business/trade Savings | Borrowing from family/friends Skipping meals Reducing meal size |
| Um Elkhalayel | No info | No info |
| Um Jalal | Farm owning Business/trade Savings | Borrowing from family/friends Skipping meals Reducing meal size |

NFIs

| Community | Butane (cannister) | Coal (1kg) | Diesel (1 litre) | Firewood (1 tonne) | Cement (50kg) | Floor mat (3*4m) | Plastic tarpaulin (1m ²) | Tent (5 persons) |
|----------------------|--------------------|------------|------------------|--------------------|---------------|------------------|--------------------------------------|------------------|
| Big Khwein | NA SYP | NA SYP | 350 SYP | NA SYP | NA | NA | NA | NA |
| Farja | 7000 SYP | 75 SYP | 250 SYP | 65000 SYP | 2100 SYP | 4000 SYP | 350 SYP | 25000 SYP |
| Raffa | 7000 SYP | 75 SYP | 245 SYP | 70000 SYP | 2100 SYP | 4000 SYP | 350 SYP | 25000 SYP |
| Um Elkhalayel | No info | No info | No info | No info | No info | No info | No info | No info |
| Um Jalal | 7000 SYP | 75 SYP | 240 SYP | 70000 SYP | 2100 SYP | 4000 SYP | 300 SYP | 25000 SYP |

- Most common electricity source
- Main network
- Generator
- No source
- Solar alternative
- No information
- Fuel Prices (SYP)*
- B** Butane (cannister)
- C** Coal (1kg)
- D** Diesel (1 litre)
- F** Firewood (1 tonne)
- NFI Prices (SYP)*
- Cement (50kg)
- Floor mat (3*4m)
- Plastic tarpaulin (1m²)
- Tent (5 persons)
- NA: not available for purchase

| Community | Most common strategies used to cope with a lack of fuel |
|----------------------|--|
| Big Khwein | Burning furniture not in use Burning furniture in use |
| Farja | No lack of fuel |
| Um Elkhalayel | No info |
| Raffa | No lack of fuel |
| Um Jalal | No lack of fuel |

WASH

Most common water source

Status of water source

- Water is safe to drink
- Water tastes/smells bad
- People sick after drinking
- No information

Sufficiency of available water to meet household needs

- Sufficient
- Insufficient
- No information

Most common method of garbage disposal

Big Khwein

- Closed well
- Disposed at designated site

Farja

- Water trucking
- Buried / burned

Raffa

- Water trucking
- Buried / burned

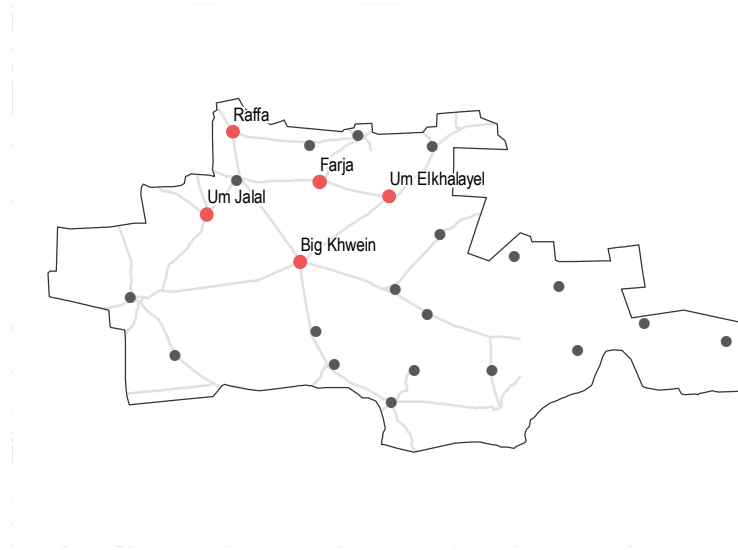
Um Elkhalayel

- No info
- No info

Um Jalal

- Water trucking
- Buried / burned

• 5/24 communities assessed : Big Khwein, Farja, Raffa, Um Elkhalayel, Um Jalal



Education

Status of primary schools in village

- Functioning
- Not functioning
- Not available
- No information

Barriers to accessing education services

Raffa

Most children accessed education

Um Elkhalayel

No info

Um Jalal

Most children accessed education

Big Khwein

Most children accessed education

Farja

Most children accessed education

Health

Most common health problems

Most common barriers to accessing healthcare

Big Khwein

Chronic diseases
Maternal health issues

High cost of transportation
Disability/Injuries/Illness

Farja

Skin diseases
Chronic diseases
Severe diseases affecting those aged less than 5

No facilities in the area

Raffa

Skin diseases
Chronic diseases
Severe diseases affecting those aged less than 5

No facilities in the area

Um Elkhalayel

No info

No info

Um Jalal

Skin diseases
Pregnancy related diseases
Severe diseases affecting those aged less than 5

No facilities in the area

Food Security

Big Khwein

Bread: no info
 Rice: 350 SYP
 Lentils: no info
 Sugar: no info
 Cooking oil: no info

Private bakeries

Flour too expensive

1 to 10

Farja

Bread: 200 SYP
 Rice: 400 SYP
 Lentils: 400 SYP
 Sugar: 375 SYP
 Cooking oil: 550 SYP

Shops

No difficulties reported

Private bakeries unavailable

Raffa

Bread: 250 SYP
 Rice: 400 SYP
 Lentils: 400 SYP
 Sugar: 375 SYP
 Cooking oil: 500 SYP

Shops

No difficulties reported

Private bakeries unavailable

Um Elkhalayel

Bread: no info
 Rice: no info
 Lentils: no info
 Sugar: no info
 Cooking oil: no info

No info

No info

No info

Um Jalal

Bread: 250 SYP
 Rice: 400 SYP
 Lentils: 400 SYP
 Sugar: 375 SYP
 Cooking oil: 550 SYP

Shops

No difficulties reported

Private bakeries unavailable

Main challenges to obtaining food

- No challenges
- Some foods unavailable
- Local production decreased
- Lack of access to markets
- Some foods expensive
- Lack of resources to buy food
- Lack of access to fuel
- Cooking fuel unavailable
- No information

Bread (public): 1 pack
Rice: 1kg
Lentils: 1kg
Sugar: 1kg
Cooking oil: 1 litre

Access to bread

- Most common source of bread
- Most common barriers to accessing bread
- Number of days, per month, where bread from private bakeries was unavailable

Teftnaz, Idleb Governorate

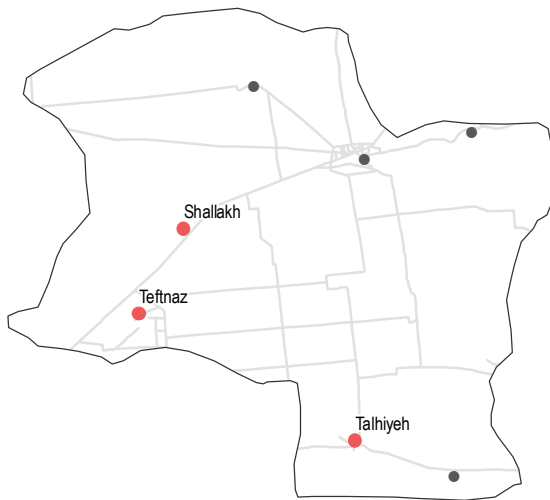
November 2017

Displacement

- % of pre-conflict population remaining
- % of population that are female
- % of female-headed households
- IDPs living in village
- New IDP arrivals
- Returnees

| Shallakh | | |
|----------|--------|--------|
| 76-100% | 51-75% | 1-25% |
| Yes | No | No |
| Talhiyeh | | |
| 76-100% | 51-75% | 26-50% |
| Yes | Yes | No |
| Teftnaz | | |
| 51-75% | 51-75% | 1-25% |
| Yes | No | No |

• 3/7 communities assessed : Shallakh, Talhiyeh, Teftnaz



Shelter

- Independent apartment or house
- Shared apartment or house
- Unfinished apartment or house
- Tent
- Private space not for shelter
- Cave/natural shelter
- Collective public space not for shelter
- No IDPs
- No information
- Min - Max: rent paid per room (where known)

| Shallakh | |
|-----------------|------|
| NDPs | IDPs |
| | |
| 4000 - 6000 SYP | |
| Talhiyeh | |
| NDPs | IDPs |
| | |
| 3000 - 4000 SYP | |
| Teftnaz | |
| NDPs | IDPs |
| | |
| 4000 - 6000 SYP | |

Livelihoods

| | Most common sources of income | Most common strategies used to cope with lack of income / resources |
|-----------------|---|---|
| Shallakh | Daily employment Farm owning Business/trade | Borrowing from family/friends Skipping meals |
| Talhiyeh | Daily employment Farm owning Business/trade | Borrowing from family/friends Reducing meal size |
| Teftnaz | Daily employment Farm owning Business/trade | Borrowing from family/friends Selling household assets Skipping meals |

NFIs

Shallakh

| | |
|-------------------|-----------|
| B 7200 SYP | 2750 SYP |
| C NA | 6000 SYP |
| D 265 SYP | 550 SYP |
| F NA | 22500 SYP |

Talhiyeh

| | |
|-------------------|-----------|
| B 7300 SYP | 2700 SYP |
| C NA | 6000 SYP |
| D 270 SYP | 500 SYP |
| F NA | 23000 SYP |

Teftnaz

| | |
|-------------------|-----------|
| B 7300 SYP | 2650 SYP |
| C NA | 6000 SYP |
| D 265 SYP | 550 SYP |
| F NA | 23500 SYP |

- Most common electricity source
- Main network
 - Generator
 - No source
 - Solar alternative
 - No information
- Fuel Prices (SYP)*
- B** Butane (cannister)
 - C** Coal (1kg)
 - D** Diesel (1 litre)
 - F** Firewood (1 tonne)
- NFI Prices (SYP)*
- Cement (50kg)
 - Floor mat (3*4m)
 - Plastic tarpaulin (1m²)
 - Tent (5 persons)
- NA: not available for purchase

Shallakh

No lack of fuel

Talhiyeh

No lack of fuel

Teftnaz

No lack of fuel

Most common strategies used to cope with a lack of fuel

Teftnaz, Idleb Governorate

WASH

- Most common water source**
- Status of water source**
- Water is safe to drink
 - Water tastes/smells bad
 - People sick after drinking
 - No information
- Sufficiency of available water to meet household needs**
- Sufficient
 - Insufficient
 - No information
- Most common method of garbage disposal**

Shallakh

- Network
- Public free collection

Talhiyeh

- Water trucking
- Left in street / public area

Teftnaz

- Network
- Public free collection

• 3/7 communities assessed : Shallakh, Talhiyeh, Teftnaz



Education

- Status of primary schools in village**
- Functioning
 - Not functioning
 - Not available
 - No information
- Barriers to accessing education services**

Teftnaz

Most children accessed education

Shallakh

Most children accessed education

Talhiyeh

Lack of teaching staff
Lack of school supplies

Health

Most common health problems

Chronic diseases
Acute respiratory infections

Most common barriers to accessing healthcare

No facilities in the area
High cost of transportation
Lack of transportation

Shallakh

Skin diseases
Acute respiratory infections

Talhiyeh

Chronic diseases
Acute respiratory infections

Teftnaz

Food Security

Shallakh



Bread: no info
Rice: 450 SYP
Lentils: 500 SYP
Sugar: 375 SYP
Cooking oil: 600 SYP



Shops



No difficulties reported



Private bakeries unavailable

Talhiyeh



Bread: no info
Rice: 450 SYP
Lentils: 500 SYP
Sugar: 375 SYP
Cooking oil: 600 SYP



Private bakeries



No difficulties reported



1 to 10

Teftnaz



Bread: 65 SYP
Rice: 500 SYP
Lentils: 500 SYP
Sugar: 400 SYP
Cooking oil: 600 SYP



Public bakeries



No difficulties reported



1 to 10

Main challenges to obtaining food

- No challenges
- Some foods unavailable
- Local production decreased
- Lack of access to markets
- Some foods expensive
- Lack of resources to buy food
- Lack of access to fuel
- Cooking fuel unavailable
- No information

Bread (public): 1 pack
Rice: 1kg
Lentils: 1kg
Sugar: 1kg
Cooking oil: 1 litre

Access to bread

- Most common source of bread
- Most common barriers to accessing bread
- Number of days, per month, where bread from private bakeries was unavailable