

## Introduction

This multi-sectoral needs assessment is part of a monthly data collection exercise which aims to gather information about needs and the humanitarian situation inside Syria. The factsheets present information collected in January 2018, referring to the situation in December 2017.

These factsheets present information at the community level\* for 15 sub-districts in Rural Damascus governorate. Selected key indicators for the following sectors are included in the factsheets: displacement, shelter, non-food items (NFIs), health, food security, water sanitation and hygiene (WASH) and education. The factsheets do not cover the entire range of indicators gathered in the questionnaire.

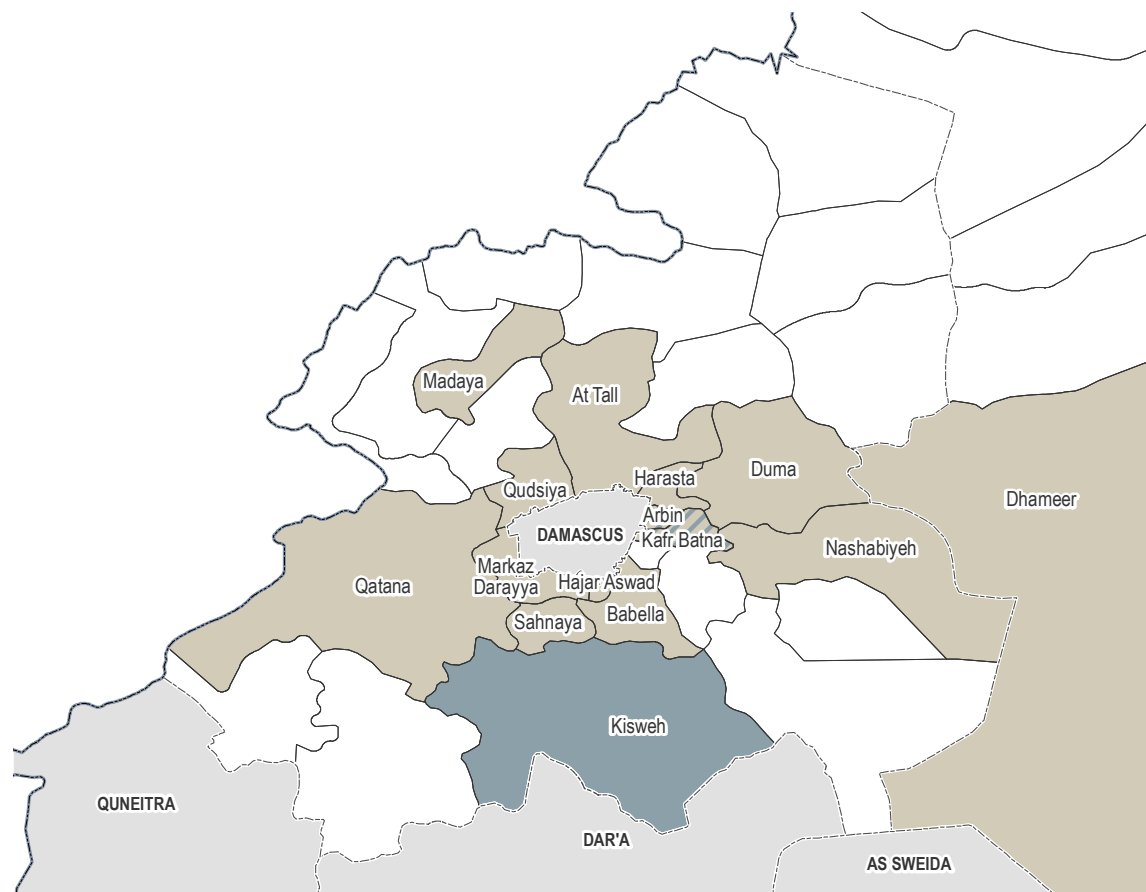
For full visualisation of all indicators collected, please see the SIMAWG Needs Identification Dynamic Reporting Tool, available here: <http://www.reach-info.org/syr/simawg/>.





## Methodology and limitations

These findings are based on data collected both directly and remotely (in Jordan) from Key Informants residing in the communities assessed.

Information was collected from Key Informants in 38 communities in 15 sub-districts of Rural Damascus governorate. For each question asked, confidence levels were assigned based on the Key Informant's area of expertise and knowledge of the sector-specific situation.

For a full description of the methodology, please see the Terms of Reference, available on the [REACH Resource Centre](#).



-  Remote data collection
-  Direct data collection
-  Mixed data collection
-  Not assessed

PDF: click on a sub-district name to directly access the relevant factsheet

### Displacement

- % of pre-conflict population remaining
- % of population that are female
- % of female-headed households
- IDPs living in village
- New IDP arrivals
- Returnees

#### Arbin

- 51-75%
- 1-25%
- 1-25%
- Yes
- No
- No

#### Zamalka

- 1-25%
- 1-25%
- 1-25%
- Yes
- No
- No

• 2/2 communities assessed : Arbin, Zamalka



### NFIs

#### Arbin

- B** NA NA
- C** NA NA
- D** 5500 SYP NA
- F** 350000 SYP NA

#### Zamalka

- B** NA NA
- C** NA NA
- D** 5500 SYP NA
- F** 350000 SYP NA

Most common electricity source

- Main network
- Generator
- No source
- Solar alternative
- No information

Fuel Prices (SYP)\*

- B** Butane (cannister)
- C** Coal (1kg)
- D** Diesel (1 litre)
- F** Firewood (1 tonne)

NFI Prices (SYP)\*

- Cement (50kg)
- Floor mat (3\*4m)
- Plastic tarpaulin (1m<sup>2</sup>)
- Tent (5 persons)

NA: not available for purchase

### Shelter

- Independent apartment or house
  - Shared apartment or house
  - Unfinished apartment or house
  - Tent
  - Private space not for shelter
  - Cave/natural shelter
  - Collective public space not for shelter
  - No IDPs
  - No information
- Min - Max: rent paid per room (where known)

#### Arbin

- NDPs IDPs
- 1500 - 1800 SYP

#### Zamalka

- NDPs IDPs
- 1500 - 1800 SYP

### Livelihoods

Most common sources of income

Most common strategies used to cope with lack of income / resources

#### Arbin

Daily employment  
High risk/illegal work

Skipping meals  
Reducing meal size

#### Zamalka

Daily employment  
High risk/illegal work

Skipping meals  
Reducing meal size

#### Arbin

Cutting trees  
Burning furniture not in use  
Burning productive assets

#### Zamalka

Cutting trees  
Burning furniture not in use  
Burning productive assets

Most common strategies used to cope with a lack of fuel

### WASH

- Most common water source**
- Status of water source**
- Water is safe to drink
  - Water tastes/smells bad
  - People sick after drinking
  - No information
- Sufficiency of available water to meet household needs**
- Sufficient
  - Insufficient
  - No information
- Most common method of garbage disposal**

- Arbin**
- Closed well
  - Public free collection
- Zamalka**
- Closed well
  - Public free collection

• 2/2 communities assessed : Arbin, Zamalka



### Education

- Status of primary schools in village**
- Functioning
  - Not functioning
  - Not available
  - No information
- Barriers to accessing education services**

**Arbin**  
 Unsafe route to services

**Zamalka**  
 Unsafe route to services

### Health

- Most common health problems
- Most common barriers to accessing healthcare

**Arbin**

Injuries  
 Acute respiratory infections  
 Malnutrition

No difficulties reported

**Zamalka**

Injuries  
 Acute respiratory infections  
 Malnutrition

No difficulties reported

### Food Security

**Arbin**

- Bread: no info
- Rice: 2900 SYP
- Lentils: 2900 SYP
- Sugar: 2500 SYP
- Cooking oil: 2900 SYP
- Shops
- Flour too expensive
- 1 to 10

**Zamalka**

- Bread: no info
- Rice: 2900 SYP
- Lentils: 2900 SYP
- Sugar: 2500 SYP
- Cooking oil: 2900 SYP
- Shops
- Flour too expensive
- 11 to 20

**Main challenges to obtaining food**

- No challenges
- Some foods unavailable
- Local production decreased
- Lack of access to markets
- Some foods expensive
- Lack of resources to buy food
- Lack of access to fuel
- Cooking fuel unavailable
- No information

Bread (public): 1 pack  
 Rice: 1kg  
 Lentils: 1 kg  
 Sugar: 1kg  
 Cooking oil: 1 litre

**Access to bread**

- Most common source of bread
- Most common barriers to accessing bread
- Number of days, per month, where bread from private bakeries was unavailable

### Displacement

- % of pre-conflict population remaining
- % of population that are female
- % of female-headed households
- IDPs living in village
- New IDP arrivals
- Returnees

#### At Tall

- 1-25%
- 26-50%
- 1-25%
- Yes
- No
- No

• 1/7 community assessed : At Tall



### NFIs

#### At Tall

- B** 3000 SYP 2700 SYP
- C** 450 SYP 2500 SYP
- D** 325 SYP 3000 SYP
- F** 120000 SYP NA

Most common electricity source

- Main network
- Generator
- No source
- Solar alternative
- No information

Fuel Prices (SYP)\*

- B** Butane (cannister)
- C** Coal (1kg)
- D** Diesel (1 litre)
- F** Firewood (1 tonne)

NFI Prices (SYP)\*

- Cement (50kg)
- Floor mat (3\*4m)
- Plastic tarpaulin (1m<sup>2</sup>)
- Tent (5 persons)

NA: not available for purchase

### Shelter

- Independent apartment or house
  - Shared apartment or house
  - Unfinished apartment or house
  - Tent
  - Private space not for shelter
  - Cave/natural shelter
  - Collective public space not for shelter
  - No IDPs
  - No information
- Min - Max: rent paid per room (where known)

#### At Tall

- NDPs
  - IDPs
- 5000 - 7000 SYP

### Livelihoods

Most common sources of income

- Stable employment
- Daily employment
- Business/trade

Most common strategies used to cope with lack of income / resources

- Borrowing from family/friends

At Tall

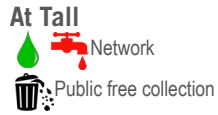
#### At Tall

- Burning furniture not in use
- Burning plastic
- Burning waste

Most common strategies used to cope with a lack of fuel

### WASH

- Most common water source
- Status of water source
- Water is safe to drink
  - Water tastes/smells bad
  - People sick after drinking
  - No information
- Sufficiency of available water to meet household needs
- Sufficient
  - Insufficient
  - No information
- Most common method of garbage disposal



• 1/7 community assessed : At Tall



### Food Security

#### At Tall

Bread: 75 SYP  
 Rice: 550 SYP  
 Lentils: 350 SYP  
 Sugar: 325 SYP  
 Cooking oil: 650 SYP

- Public bakeries
- No difficulties reported
- 0

#### Main challenges to obtaining food

- No challenges
- Some foods unavailable
- Local production decreased
- Lack of access to markets
- Some foods expensive
- Lack of resources to buy food
- Lack of access to fuel
- Cooking fuel unavailable
- No information

Bread (public): 1 pack  
 Rice: 1kg  
 Lentils: 1 kg  
 Sugar: 1kg  
 Cooking oil: 1 litre

#### Access to bread

- Most common source of bread
- Most common barriers to accessing bread
- Number of days, per month, where bread from private bakeries was unavailable

### Education

- Status of primary schools in village
- Functioning
  - Not functioning
  - Not available
  - No information
- Barriers to accessing education services

**At Tall**  
 Most children accessed education

### Health

#### At Tall

- Most common health problems
- Chronic diseases
  - Maternal health issues
  - Severe diseases affecting those aged less than 5

- Most common barriers to accessing healthcare
- Security concerns around travel
  - Security concerns around entering facilities
  - Services are too expensive

# Babella, Rural Damascus Governorate

# December 2017

## Displacement

- % of pre-conflict population remaining
- % of population that are female
- % of female-headed households
- IDPs living in village
- New IDP arrivals
- Returnees

Community	% of pre-conflict population remaining	% of population that are female	% of female-headed households	IDPs living in village	New IDP arrivals	Returnees
<b>Babella</b>	1-25%	1-25%	1-25%	Yes	No	No
<b>Beit Sahm</b>	1-25%	1-25%	1-25%	Yes	No	No
<b>Sayyeda Zeinab</b>	1-25%	26-50%	1-25%	Yes	No	No
<b>Yalda</b>	1-25%	1-25%	1-25%	Yes	No	No

4/12 communities assessed : Babella, Beit Sahm, Sayyeda Zeinab, Yalda



## Shelter

- Independent apartment or house
- Shared apartment or house
- Unfinished apartment or house
- Tent
- Private space not for shelter
- Cave/natural shelter
- Collective public space not for shelter
- No IDPs
- No information
- Min - Max: rent paid per room (where known)

Community	Most common shelter	NDPs	IDPs	Min - Max: rent paid per room (where known)
<b>Babella</b>	Independent apartment or house	1000 - 1500 SYP	1000 - 1500 SYP	
<b>Beit Sahm</b>	Independent apartment or house	1000 - 1500 SYP	1000 - 1500 SYP	
<b>Sayyeda Zeinab</b>	Independent apartment or house	5000 - 10000 SYP	5000 - 10000 SYP	
<b>Yalda</b>	Independent apartment or house	1000 - 1500 SYP	1000 - 1500 SYP	

## Livelihoods

Community	Most common sources of income	Most common strategies used to cope with lack of income / resources
<b>Babella</b>	Stable employment Daily employment Business/trade	Borrowing from family/friends High risk/illegal work
<b>Beit Sahm</b>	Stable employment Daily employment Business/trade	Borrowing from family/friends High risk/illegal work
<b>Sayyeda Zeinab</b>	Stable employment Daily employment High risk/illegal work	Taking loans/buying on credit Borrowing from family/friends High risk/illegal work
<b>Yalda</b>	Stable employment Daily employment Business/trade	Borrowing from family/friends High risk/illegal work

## NFIs

Community	Electricity source	Fuel Prices (SYP)*	NFI Prices (SYP)*
<b>Babella</b>	B 3900 SYP C 450 SYP D 450 SYP F 145000 SYP	B 3900 SYP C 450 SYP D 450 SYP F 135000 SYP	B 2800 SYP C 400 SYP D 180 SYP F 135000 SYP
<b>Beit Sahm</b>	B 3900 SYP C 450 SYP D 450 SYP F 145000 SYP	B 3900 SYP C 450 SYP D 450 SYP F 135000 SYP	B 2800 SYP C 400 SYP D 180 SYP F 135000 SYP
<b>Sayyeda Zeinab</b>	B 3900 SYP C 450 SYP D 450 SYP F 145000 SYP	B 3900 SYP C 450 SYP D 450 SYP F 135000 SYP	B 2800 SYP C 400 SYP D 180 SYP F 135000 SYP
<b>Yalda</b>	B 3900 SYP C 450 SYP D 450 SYP F 145000 SYP	B 3900 SYP C 450 SYP D 450 SYP F 135000 SYP	B 2800 SYP C 400 SYP D 180 SYP F 135000 SYP

- Most common electricity source
- Main network
- Generator
- No source
- Solar alternative
- No information
- Fuel Prices (SYP)\*
- B** Butane (cannister)
- C** Coal (1kg)
- D** Diesel (1 litre)
- F** Firewood (1 tonne)
- NFI Prices (SYP)\*
- Cement (50kg)
- Floor mat (3\*4m)
- Plastic tarpaulin (1m<sup>2</sup>)
- Tent (5 persons)
- NA: not available for purchase

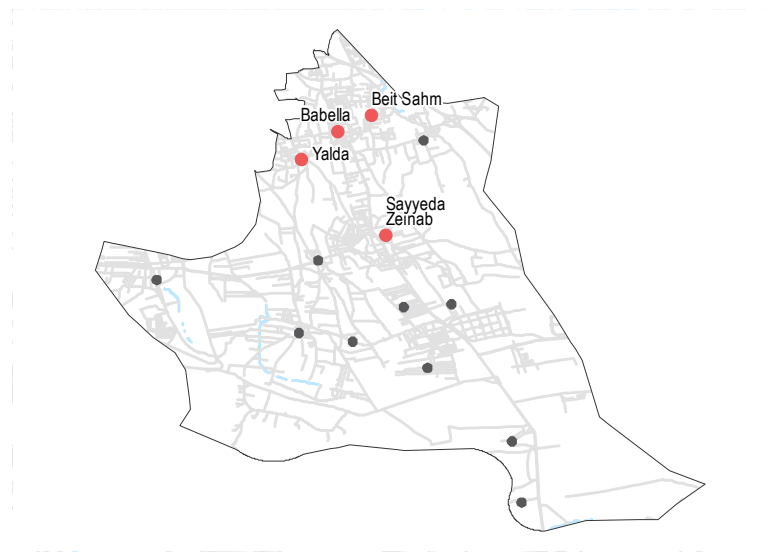
Community	Most common strategies used to cope with a lack of fuel
<b>Babella</b>	Burning plastic Burning waste
<b>Beit Sahm</b>	Burning plastic
<b>Yalda</b>	Burning plastic Burning waste
<b>Sayyeda Zeinab</b>	No lack of fuel

### WASH

- Most common water source**
- Status of water source**
- Water is safe to drink
  - Water tastes/smells bad
  - People sick after drinking
  - No information
- Sufficiency of available water to meet household needs**
- Sufficient
  - Insufficient
  - No information
- Most common method of garbage disposal**

- Babella**
- Network
  - Public free collection
- Beit Sahn**
- Network
  - Public free collection
- Sayyeda Zeinab**
- Network
  - Public free collection
- Yalda**
- Network
  - Public free collection

4/12 communities assessed : Babella, Beit Sahn, Sayyeda Zeinab, Yalda



### Education

- Status of primary schools in village**
- Functioning
  - Not functioning
  - Not available
  - No information
- Barriers to accessing education services**
- Babella: Most children accessed education
  - Beit Sahn: Most children accessed education

- Sayyeda Zeinab**
- Most children accessed education
- Yalda**
- Most children accessed education

### Health

	Most common health problems	Most common barriers to accessing healthcare
<b>Babella</b>	Chronic diseases Injuries Severe diseases affecting those aged less than 5	Security concerns around travel Security concerns around entering facilities Services are too expensive
<b>Beit Sahn</b>	Chronic diseases Severe diseases affecting those aged less than 5	Security concerns around travel Security concerns around entering facilities Services are too expensive
<b>Sayyeda Zeinab</b>	Chronic diseases Pregnancy related diseases Severe diseases affecting those aged less than 5	Old age Services are too expensive
<b>Yalda</b>	Chronic diseases Severe diseases affecting those aged less than 5	Security concerns around travel Security concerns around entering facilities Services are too expensive

### Food Security

- Babella**
- Bread: no info
  - Rice: 550 SYP
  - Lentils: 350 SYP
  - Sugar: 350 SYP
  - Cooking oil: 700 SYP
  - Shops
  - No difficulties reported
  - 21 or more
- Beit Sahn**
- Bread: no info
  - Rice: 500 SYP
  - Lentils: 300 SYP
  - Sugar: 350 SYP
  - Cooking oil: 700 SYP
  - Shops
  - No difficulties reported
  - 21 or more
- Sayyeda Zeinab**
- Bread: 75 SYP
  - Rice: 500 SYP
  - Lentils: 250 SYP
  - Sugar: 270 SYP
  - Cooking oil: 650 SYP
  - Private bakeries
  - No difficulties reported
  - 0
- Yalda**
- Bread: no info
  - Rice: 550 SYP
  - Lentils: 350 SYP
  - Sugar: 350 SYP
  - Cooking oil: 700 SYP
  - Shops
  - No difficulties reported
  - 21 or more
- Main challenges to obtaining food**
- No challenges
  - Some foods unavailable
  - Local production decreased
  - Lack of access to markets
  - Some foods expensive
  - Lack of resources to buy food
  - Lack of access to fuel
  - Cooking fuel unavailable
  - No information
- Access to bread**
- Bread (public): 1 pack
  - Rice: 1kg
  - Lentils: 1kg
  - Sugar: 1kg
  - Cooking oil: 1 litre
  - Most common source of bread
  - Most common barriers to accessing bread
  - Number of days, per month, where bread from private bakeries was unavailable

# Dhameer, Rural Damascus Governorate

# December 2017

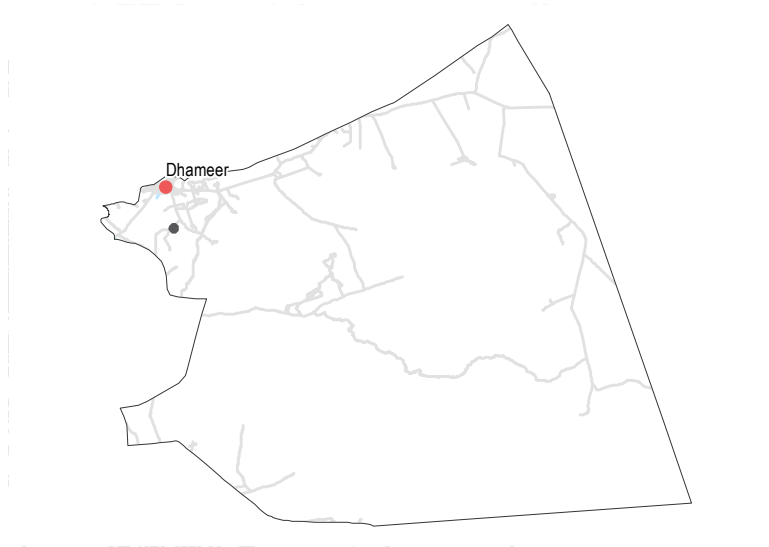
## Displacement

- % of pre-conflict population remaining
- % of population that are female
- % of female-headed households
- IDPs living in village
- New IDP arrivals
- Returnees

### Dhameer

- 76-100% 26-50% 1-25%
- Yes No No

• 1/2 community assessed : Dhameer



## Shelter

- Independent apartment or house
  - Shared apartment or house
  - Unfinished apartment or house
  - Tent
  - Private space not for shelter
  - Cave/natural shelter
  - Collective public space not for shelter
  - No IDPs
  - No information
- Min - Max: rent paid per room (where known)

### Dhameer

- NDPs
- IDPs
- 5000 - 7500 SYP

## Livelihoods

Most common sources of income

Dhameer  
Daily employment  
Business/trade

Most common strategies used to cope with lack of income / resources

Borrowing from family/friends

## NFIs

### Dhameer

- B** 7000 SYP NA
- C** NA NA
- D** 600 SYP NA
- F** 65000 SYP NA

Most common electricity source

- Main network
- Generator
- No source
- Solar alternative
- No information

Fuel Prices (SYP)\*

- B** Butane (cannister)
- C** Coal (1kg)
- D** Diesel (1 litre)
- F** Firewood (1 tonne)

NFI Prices (SYP)\*

- Cement (50kg)
- Floor mat (3\*4m)
- Plastic tarpaulin (1m<sup>2</sup>)
- Tent (5 persons)

NA: not available for purchase

### Dhameer

No lack of fuel

Most common strategies used to cope with a lack of fuel

**WASH**

- Most common water source
- Status of water source
- Water is safe to drink
  - Water tastes/smells bad
  - People sick after drinking
  - No information
- Sufficiency of available water to meet household needs
- Sufficient
  - Insufficient
  - No information
- Most common method of garbage disposal

- Dhameer**
- Closed well
  - Public free collection

• 1/2 community assessed : Dhameer



**Food Security**

**Dhameer**

- Bread: 130 SYP
- Rice: 550 SYP
- Lentils: 350 SYP
- Sugar: 550 SYP
- Cooking oil: 650 SYP
- Public bakeries
- No difficulties reported
- 0

Main challenges to obtaining food

- No challenges
- Some foods unavailable
- Local production decreased
- Lack of access to markets
- Some foods expensive
- Lack of resources to buy food
- Lack of access to fuel
- Cooking fuel unavailable
- No information

Bread (public): 1 pack  
 Rice: 1kg  
 Lentils: 1 kg  
 Sugar: 1kg  
 Cooking oil: 1 litre

Access to bread

- Most common source of bread
- Most common barriers to accessing bread
- Number of days, per month, where bread from private bakeries was unavailable

**Education**

- Status of primary schools in village
- Functioning
  - Not functioning
  - Not available
  - No information
- Barriers to accessing education services

**Dhameer**  
 Most children accessed education

**Health**

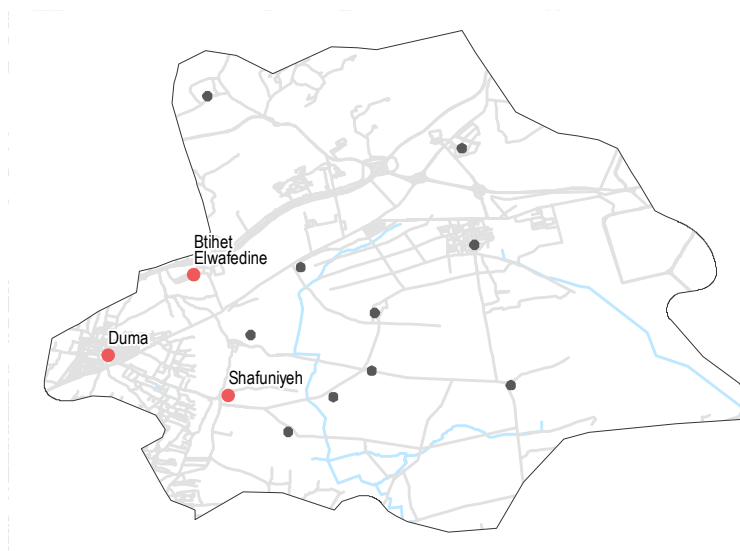
- Dhameer**
- Most common health problems  
 Pregnancy related diseases  
 Acute respiratory infections
  - Most common barriers to accessing healthcare  
 No difficulties reported

### Displacement

- % of pre-conflict population remaining
- % of population that are female
- % of female-headed households
- IDPs living in village
- New IDP arrivals
- Returnees

Btihet Elwafedine		
76-100%	51-75%	1-25%
Yes	No	No
Duma		
1-25%	1-25%	1-25%
Yes	No	No
Shafuniyeh		
51-75%	51-75%	1-25%
Yes	No	No

• 3/12 communities assessed : Btihet Elwafedine, Duma, Shafuniyeh



### Shelter

- Independent apartment or house
- Shared apartment or house
- Unfinished apartment or house
- Tent
- Private space not for shelter
- Cave/natural shelter
- Collective public space not for shelter
- No IDPs
- No information
- Min - Max: rent paid per room (where known)

Btihet Elwafedine	
NDPs	IDPs
8000 - 10000 SYP	
Duma	
NDPs	IDPs
1000 - 2500 SYP	
Shafuniyeh	
NDPs	IDPs
No info	

### Livelihoods

Most common sources of income

Most common strategies used to cope with lack of income / resources

Community	Most common sources of income	Most common strategies used to cope with lack of income / resources
Btihet Elwafedine	Stable employment Daily employment Business/trade	Skipping meals
Duma	Stable employment Farm owning Business/trade	Borrowing from family/friends High risk/illegal work Selling household assets
Shafuniyeh	Daily employment	Skipping meals

### NFIs

#### Btihet Elwafedine

<b>B</b> 2800 SYP	5000 SYP
<b>C</b> 400 SYP	7000 SYP
<b>D</b> 280 SYP	4000 SYP
<b>F</b> 50000 SYP	NA

#### Duma

<b>B</b> NA	NA
<b>C</b> NA	NA
<b>D</b> 5500 SYP	1600 SYP
<b>F</b> 350000 SYP	NA

#### Shafuniyeh

<b>B</b> NA	NA
<b>C</b> NA	NA
<b>D</b> 3000 SYP	NA
<b>F</b> 225000 SYP	NA

Most common electricity source

- Main network
- Generator
- No source
- Solar alternative
- No information

Fuel Prices (SYP)\*

- B** Butane (cannister)
- C** Coal (1kg)
- D** Diesel (1 litre)
- F** Firewood (1 tonne)

NFI Prices (SYP)\*

- Cement (50kg)
- Floor mat (3\*4m)
- Plastic tarpaulin (1m<sup>2</sup>)
- Tent (5 persons)

NA: not available for purchase

#### Btihet Elwafedine

No lack of fuel

#### Duma

Burning productive assets  
Burning plastic  
Burning waste

#### Shafuniyeh

Cutting trees

Most common strategies used to cope with a lack of fuel

### WASH

- Most common water source**
- Status of water source
- Water is safe to drink
  - Water tastes/smells bad
  - People sick after drinking
  - No information
- Sufficiency of available water to meet household needs
- Sufficient
  - Insufficient
  - No information
- Most common method of garbage disposal

#### Btihet Elwafedine

- Network
- Disposed at designated site

#### Duma

- Water trucking
- Public free collection

#### Shafuniyeh

- Open well
- Disposed at designated site

• 3/12 communities assessed : Btihet Elwafedine, Duma, Shafuniyeh



### Education

- Status of primary schools in village
- Functioning
  - Not functioning
  - Not available
  - No information
- Barriers to accessing education services
- Btihet Elwafedine**  
 Most children accessed education

#### Shafuniyeh

Most children accessed education

#### Duma

Unsafe route to services

### Health

#### Most common health problems

#### Btihet Elwafedine

Acute respiratory infections  
 Severe diseases affecting those aged less than 5

#### Duma

Communicable diseases  
 Injuries  
 Malnutrition

#### Shafuniyeh

Injuries  
 Acute respiratory infections  
 Severe diseases affecting those aged less than 5

#### Most common barriers to accessing healthcare

No difficulties reported

Security concerns around travel  
 Disability/Injuries/Illness  
 Security concerns around entering facilities

High cost of transportation  
 Lack of transportation

### Food Security

#### Btihet Elwafedine

- Public bakeries
  - No difficulties reported
  - 0
- Bread: 50 SYP  
 Rice: 385 SYP  
 Lentils: 500 SYP  
 Sugar: 285 SYP  
 Cooking oil: 600 SYP

#### Duma

- Private bakeries
  - Flour too expensive
  - 1 to 10
- Bread: no info  
 Rice: 2900 SYP  
 Lentils: 2900 SYP  
 Sugar: 2500 SYP  
 Cooking oil: 2900 SYP

#### Shafuniyeh

- Shops
  - Wheat too expensive
  - Private bakeries unavailable
- Bread: no info  
 Rice: 2800 SYP  
 Lentils: 800 SYP  
 Sugar: 2600 SYP  
 Cooking oil: 3800 SYP

#### Main challenges to obtaining food

- No challenges
- Some foods unavailable
- Local production decreased
- Lack of access to markets
- Some foods expensive
- Lack of resources to buy food
- Lack of access to fuel
- Cooking fuel unavailable
- No information

Bread (public): 1 pack  
 Rice: 1kg  
 Lentils: 1kg  
 Sugar: 1kg  
 Cooking oil: 1 litre

#### Access to bread

- Most common source of bread
- Most common barriers to accessing bread
- Number of days, per month, where bread from private bakeries was unavailable

# Hajar Aswad, Rural Damascus Governorate

# December 2017

## Displacement

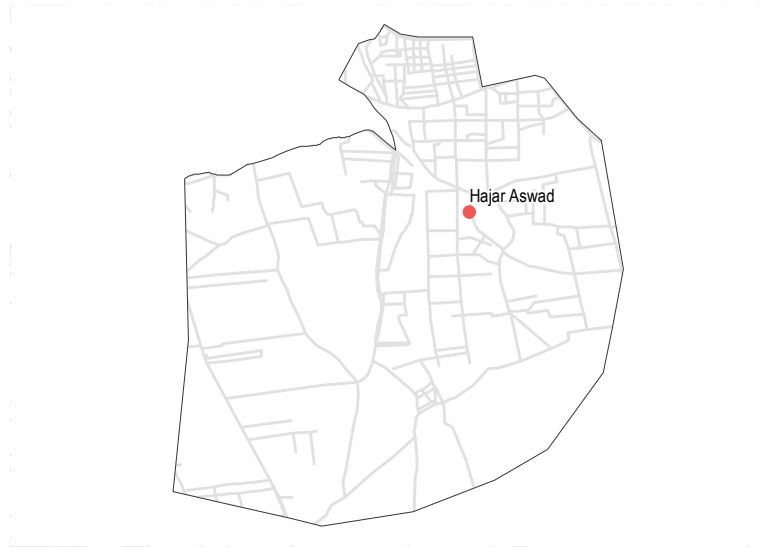
- % of pre-conflict population remaining
- % of population that are female
- % of female-headed households
- IDPs living in village
- New IDP arrivals
- Returnees

**Hajar Aswad**

1-25%   1-25%   1-25%

Yes   No   No

• 1/1 community assessed : Hajar Aswad



## NFIs

**Hajar Aswad**

- B** 3000 SYP NA
- C** 450 SYP NA
- D** 350 SYP NA
- F** 60000 SYP NA

- Most common electricity source
- Main network
  - Generator
  - No source
  - Solar alternative
  - No information

- Fuel Prices (SYP)\*
- B** Butane (cannister)
  - C** Coal (1kg)
  - D** Diesel (1 litre)
  - F** Firewood (1 tonne)

- NFI Prices (SYP)\*
- Cement (50kg)
  - Floor mat (3\*4m)
  - Plastic tarpaulin (1m<sup>2</sup>)
  - Tent (5 persons)
- NA: not available for purchase

## Shelter

- Most common shelter
- Independent apartment or house
  - Shared apartment or house
  - Unfinished apartment or house
  - Tent
  - Private space not for shelter
  - Cave/natural shelter
  - Collective public space not for shelter
  - No IDPs
  - No information
- Min - Max: rent paid per room (where known)

**Hajar Aswad**

NDPs   IDPs

No info

## Livelihoods

Most common sources of income

**Hajar Aswad**

Daily employment  
High risk/illegal work

Most common strategies used to cope with lack of income / resources

Children sent to work/beg  
Borrowing from family/friends

**Hajar Aswad**

- Burning furniture not in use
- Burning plastic
- Burning waste

Most common strategies used to cope with a lack of fuel

# Hajar Aswad, Rural Damascus Governorate

# December 2017

## WASH

Most common water source

Status of water source

Water is safe to drink

Water tastes/smells bad

People sick after drinking

No information

Sufficiency of available water to meet household needs

Sufficient

Insufficient

No information

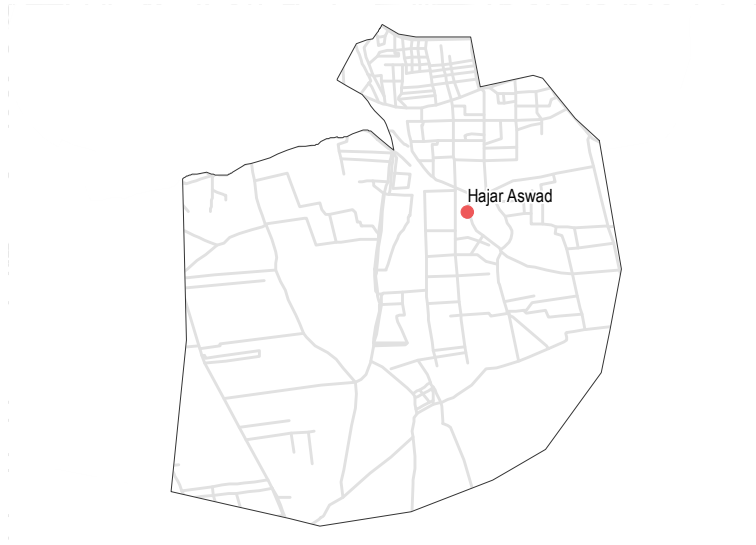
Most common method of garbage disposal

### Hajar Aswad

Closed well

Buried / burned

• 1/1 community assessed : Hajar Aswad



## Food Security

### Hajar Aswad



Bread: no info

Rice: 550 SYP

Lentils: 350 SYP

Sugar: 350 SYP

Cooking oil: 700 SYP

Shops

No difficulties reported

21 or more

Main challenges to obtaining food

No challenges

Some foods unavailable

Local production decreased

Lack of access to markets

Some foods expensive

Lack of resources to buy food

Lack of access to fuel

Cooking fuel unavailable

No information

No information

No information

No information

No information

No information

No information

No information

No information

No information

No information

No information

No information

No information

No information

No information

No information

No information

No information

No information

No information

No information

No information

No information

No information

No information

No information

No information

No information

## Education

Status of primary schools in village

Functioning

Not functioning

Not available

No information

Barriers to accessing education services

Hajar Aswad

Some facilities destroyed

Lack of teaching staff

Lack of school supplies

## Health

Most common health problems

Chronic diseases  
Maternal health issues  
Severe diseases affecting those aged less than 5

Most common barriers to accessing healthcare

Security concerns around travel  
Security concerns around entering facilities

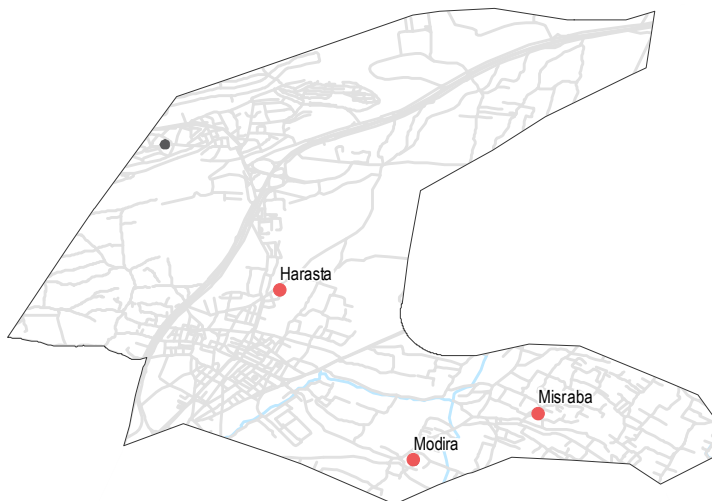
Hajar Aswad

### Displacement

- % of pre-conflict population remaining
- % of population that are female
- % of female-headed households
- IDPs living in village
- New IDP arrivals
- Returnees

Harasta		
1-25%	1-25%	1-25%
Yes	No	No
Misraba		
51-75%	51-75%	1-25%
Yes	No	No
Modira		
51-75%	51-75%	1-25%
Yes	No	No

• 3/4 communities assessed : Harasta, Misraba, Modira



### Shelter

- Independent apartment or house
- Shared apartment or house
- Unfinished apartment or house
- Tent
- Private space not for shelter
- Cave/natural shelter
- Collective public space not for shelter
- No IDPs
- No information
- Min - Max: rent paid per room (where known)

Harasta	
NDPs	IDPs
No info	
Misraba	
NDPs	IDPs
1500 - 3500 SYP	
Modira	
NDPs	IDPs
1000 - 1500 SYP	

### Livelihoods

Most common sources of income

Most common strategies used to cope with lack of income / resources

Community	Most common sources of income	Most common strategies used to cope with lack of income / resources
<b>Harasta</b>	Stable employment Farm owning Business/trade	Borrowing from family/friends High risk/illegal work Selling household assets
<b>Misraba</b>	Stable employment Daily employment High risk/illegal work	Borrowing from family/friends High risk/illegal work Skipping meals
<b>Modira</b>	Stable employment Daily employment Business/trade	Borrowing from family/friends High risk/illegal work Skipping meals

### NFIs

#### Harasta

<b>B</b> NA	NA
<b>C</b> NA	NA
<b>D</b> 5500 SYP	1600 SYP
<b>F</b> 350000 SYP	NA

#### Misraba

<b>B</b> NA	NA
<b>C</b> NA	NA
<b>D</b> 5500 SYP	2000 SYP
<b>F</b> 350000 SYP	NA

#### Modira

<b>B</b> NA	NA
<b>C</b> NA	NA
<b>D</b> 4000 SYP	2000 SYP
<b>F</b> 350000 SYP	NA

#### Harasta

Burning productive assets  
 Burning plastic  
 Burning waste

#### Misraba

Burning productive assets  
 Burning plastic  
 Burning waste

#### Modira

Burning productive assets  
 Burning plastic  
 Burning waste

Most common electricity source

- Main network
- Generator
- No source
- Solar alternative
- No information

Fuel Prices (SYP)\*

- B** Butane (cannister)
- C** Coal (1kg)
- D** Diesel (1 litre)
- F** Firewood (1 tonne)

NFI Prices (SYP)\*

- Cement (50kg)
- Floor mat (3\*4m)
- Plastic tarpaulin (1m<sup>2</sup>)
- Tent (5 persons)

NA: not available for purchase

Most common strategies used to cope with a lack of fuel

### WASH

- Most common water source**
- Status of water source**
- Water is safe to drink
  - Water tastes/smells bad
  - People sick after drinking
  - No information
- Sufficiency of available water to meet household needs**
- Sufficient
  - Insufficient
  - No information
- Most common method of garbage disposal**

- Harasta**
- Water trucking
  - Public free collection
- Misraba**
- Water trucking
  - Public free collection
- Modira**
- Water trucking
  - Public free collection

• 3/4 communities assessed : Harasta, Misraba, Modira



### Education

- Status of primary schools in village**
- Functioning
  - Not functioning
  - Not available
  - No information
- Barriers to accessing education services**

**Modira**  
 Most children accessed education

**Harasta**  
 Unsafe route to services

**Misraba**  
 Most children accessed education

### Health

**Most common health problems**

**Most common barriers to accessing healthcare**

Community	Most common health problems	Most common barriers to accessing healthcare
<b>Harasta</b>	Chronic diseases Injuries Malnutrition	Security concerns around travel Disability/Injuries/Illness Security concerns around entering facilities
<b>Misraba</b>	Diarrhoea Chronic diseases Injuries	Old age Disability/Injuries/Illness Security concerns around entering facilities
<b>Modira</b>	Diarrhoea Chronic diseases Injuries	Old age Security concerns around entering facilities

### Food Security

#### Harasta

- Bread: no info
- Rice: 2900 SYP
- Lentils: 2900 SYP
- Sugar: 2500 SYP
- Cooking oil: 2900 SYP
- Private bakeries
- Flour too expensive (1 to 10)

#### Misraba

- Bread: no info
- Rice: 2900 SYP
- Lentils: 2900 SYP
- Sugar: 2500 SYP
- Cooking oil: 2900 SYP
- Shops
- Flour too expensive (1 to 10)

#### Modira

- Bread: no info
- Rice: 2900 SYP
- Lentils: 2900 SYP
- Sugar: 2500 SYP
- Cooking oil: 2900 SYP
- Shops
- Flour too expensive (1 to 10)

**Main challenges to obtaining food**

- No challenges
- Some foods unavailable
- Local production decreased
- Lack of access to markets
- Some foods expensive
- Lack of resources to buy food
- Lack of access to fuel
- Cooking fuel unavailable
- No information

Bread (public): 1 pack  
 Rice: 1kg  
 Lentils: 1kg  
 Sugar: 1kg  
 Cooking oil: 1 litre

**Access to bread**

- Most common source of bread
- Most common barriers to accessing bread
- Number of days, per month, where bread from private bakeries was unavailable

# Kafr Batna 1/2, Rural Damascus Governorate

# December 2017

## Displacement

- % of pre-conflict population remaining
- % of population that are female
- % of female-headed households
- IDPs living in village
- New IDP arrivals
- Returnees

Community	% of pre-conflict population remaining	% of population that are female	% of female-headed households	IDPs living in village	New IDP arrivals	Returnees
<b>Beit Sawa</b>	1-25%	1-25%	1-25%	Yes	No	No
<b>Eftreis</b>	1-25%	1-25%	1-25%	Yes	No	No
<b>Ein Terma</b>	1-25%	1-25%	1-25%	Yes	No	No
<b>Hammura</b>	26-50%	26-50%	1-25%	Yes	No	No

• 8/8 communities assessed (4 communities are shown on the next factsheet): Beit Sawa, Eftreis, Ein Terma, Hammura



## Shelter

- Independent apartment or house
- Shared apartment or house
- Unfinished apartment or house
- Tent
- Private space not for shelter
- Cave/natural shelter
- Collective public space not for shelter
- No IDPs
- No information
- Min - Max: rent paid per room (where known)

Community	Most common shelter	NDPs	IDPs
<b>Beit Sawa</b>	Independent apartment or house	1500 - 1800 SYP	1800 - 1800 SYP
<b>Hammura</b>	Independent apartment or house	2000 - 3000 SYP	2000 - 3000 SYP
<b>Eftreis</b>	Independent apartment or house	1500 - 1800 SYP	1800 - 1800 SYP
<b>Ein Terma</b>	No IDPs	No info	No info

## Livelihoods

- Most common sources of income
- Most common strategies used to cope with lack of income / resources

Community	Most common sources of income	Most common strategies used to cope with lack of income / resources
<b>Beit Sawa</b>	Daily employment High risk/illegal work	Skipping meals Reducing meal size
<b>Eftreis</b>	Daily employment High risk/illegal work	Skipping meals Reducing meal size
<b>Ein Terma</b>	Stable employment Farm owning Business/trade	Borrowing from family/friends High risk/illegal work Selling household assets
<b>Hammura</b>	Stable employment Farm owning Business/trade	Borrowing from family/friends High risk/illegal work Selling household assets

## NFIs

Community	Most common electricity source	Fuel Prices (SYP)*	NFI Prices (SYP)*
<b>Beit Sawa</b>	Generator	B NA C NA D 5500 SYP F 350000 SYP	Cement (50kg) Floor mat (3*4m) Plastic tarpaulin (1m²) Tent (5 persons)
<b>Hammura</b>	Generator	B NA C NA D 5500 SYP F 350000 SYP	NA: not available for purchase
<b>Eftreis</b>	Generator	B NA C NA D 5500 SYP F 350000 SYP	NA: not available for purchase
<b>Ein Terma</b>	Generator	B NA C NA D 5500 SYP F 350000 SYP	NA: not available for purchase

- Most common electricity source
- Main network
- Generator
- No source
- Solar alternative
- No information
- Fuel Prices (SYP)\*
- B** Butane (cannister)
- C** Coal (1kg)
- D** Diesel (1 litre)
- F** Firewood (1 tonne)
- NFI Prices (SYP)\*
- Cement (50kg)
- Floor mat (3\*4m)
- Plastic tarpaulin (1m²)
- Tent (5 persons)
- NA: not available for purchase

- Most common strategies used to cope with a lack of fuel

Community	Most common strategies used to cope with a lack of fuel
<b>Beit Sawa</b>	Cutting trees Burning furniture not in use Burning productive assets
<b>Eftreis</b>	Cutting trees Burning furniture not in use Burning productive assets
<b>Hammura</b>	Burning productive assets Burning plastic Burning waste
<b>Ein Terma</b>	Burning productive assets Burning plastic Burning waste

# Kafr Batna 1/2, Rural Damascus Governorate

# December 2017

## WASH

- Most common water source**
- Status of water source**
- Water is safe to drink
  - Water tastes/smells bad
  - People sick after drinking
  - No information
- Sufficiency of available water to meet household needs**
- Sufficient
  - Insufficient
  - No information
- Most common method of garbage disposal**

- Beit Sawa**
- Closed well
  - Public free collection
- Eftreis**
- Closed well
  - Public free collection
- Ein Terma**
- Water trucking
  - Public free collection
- Hammura**
- Water trucking
  - Public free collection

8/8 communities assessed (4 communities are shown on the next factsheet): Beit Sawa, Eftreis, Ein Terma, Hammura



## Education

- Status of primary schools in village**
- Functioning
  - Not functioning
  - Not available
  - No information
- Barriers to accessing education services**

- Ein Terma**
- Unsafe route to services
- Hammura**
- Unsafe route to services

**Beit Sawa**

- Unsafe route to services

**Eftreis**

- Unsafe route to services

## Health

- Most common health problems**
- Most common barriers to accessing healthcare**

Community	Most common health problems	Most common barriers to accessing healthcare
Beit Sawa	Injuries Acute respiratory infections Malnutrition	No facilities in the area
Eftreis	Injuries Acute respiratory infections Malnutrition	No difficulties reported
Ein Terma	Chronic diseases Injuries Malnutrition	Security concerns around travel Disability/Injuries/Illness Security concerns around entering facilities
Hammura	Chronic diseases Injuries Malnutrition	Security concerns around travel Disability/Injuries/Illness Security concerns around entering facilities

## Food Security

### Beit Sawa

- Bread: no info
- Rice: 2900 SYP
- Lentils: 2900 SYP
- Sugar: 2500 SYP
- Cooking oil: 2900 SYP
- Shops
- Flour too expensive
- Private bakeries unavailable

### Eftreis

- Bread: no info
- Rice: 2900 SYP
- Lentils: 2900 SYP
- Sugar: 2500 SYP
- Cooking oil: 2900 SYP
- Shops
- Flour too expensive
- Private bakeries unavailable

### Ein Terma

- Bread: no info
- Rice: 2900 SYP
- Lentils: 2900 SYP
- Sugar: 2500 SYP
- Cooking oil: 2900 SYP
- Shops
- Flour too expensive
- Private bakeries unavailable

### Hammura

- Bread: no info
- Rice: 2900 SYP
- Lentils: 2900 SYP
- Sugar: 2500 SYP
- Cooking oil: 2900 SYP
- Private bakeries
- Flour too expensive
- 1 to 10

### Main challenges to obtaining food

- No challenges
- Some foods unavailable
- Local production decreased
- Lack of access to markets
- Some foods expensive
- Lack of resources to buy food
- Lack of access to fuel
- Cooking fuel unavailable
- No information

Bread (public): 1 pack  
Rice: 1kg  
Lentils: 1kg  
Sugar: 1kg  
Cooking oil: 1 litre

Access to bread

- Most common source of bread

- Most common barriers to accessing bread
- Number of days, per month, where bread from private bakeries was unavailable

# Kafr Batna 2/2, Rural Damascus Governorate

# December 2017

## Displacement

- % of pre-conflict population remaining
- % of population that are female
- % of female-headed households
- IDPs living in village
- New IDP arrivals
- Returnees

Community	% of pre-conflict population remaining	% of population that are female	% of female-headed households	IDPs living in village	New IDP arrivals	Returnees
<b>Hezzeh</b>	26-50%	1-25%	1-25%	Yes	No	No
<b>Jisrein</b>	51-75%	51-75%	1-25%	Yes	No	No
<b>Kafr Batna</b>	26-50%	26-50%	1-25%	Yes	No	No
<b>Saqba</b>	26-50%	26-50%	1-25%	Yes	No	No

• 8/8 communities assessed (4 communities are shown on the previous factsheet): Hezzeh, Jisrein, Kafr Batna, Saqba



## Shelter

- Independent apartment or house
- Shared apartment or house
- Unfinished apartment or house
- Tent
- Private space not for shelter
- Cave/natural shelter
- Collective public space not for shelter
- No IDPs
- No information
- Min - Max: rent paid per room (where known)

Community	Most common shelter	Min - Max: rent paid per room (where known)
<b>Hezzeh</b>	NDPs:  IDPs:	1500 - 1800 SYP
<b>Jisrein</b>	NDPs:  IDPs:	750 - 1500 SYP
<b>Kafr Batna</b>	NDPs:  IDPs:	1500 - 1800 SYP
<b>Saqba</b>	NDPs:  IDPs:	1500 - 3500 SYP

## Livelihoods

Most common sources of income

Most common strategies used to cope with lack of income / resources

Community	Most common sources of income	Most common strategies used to cope with lack of income / resources
<b>Hezzeh</b>	Daily employment High risk/illegal work	Skipping meals Reducing meal size
<b>Jisrein</b>	Stable employment Farm owning Business/trade	Borrowing from family/friends High risk/illegal work Selling household assets
<b>Kafr Batna</b>	Daily employment High risk/illegal work	Skipping meals Reducing meal size
<b>Saqba</b>	Stable employment Farm owning Business/trade	Adults begging Borrowing from family/friends High risk/illegal work

## NFIs

Community	Electricity source	Fuel Prices (SYP)*	NFI Prices (SYP)*
<b>Hezzeh</b>	B NA, C NA, D 5500 SYP, F 350000 SYP	B NA, C NA, D 5500 SYP, F 350000 SYP	B NA, C NA, D 5500 SYP, F 350000 SYP
<b>Jisrein</b>	B NA, C NA, D 5500 SYP, F 350000 SYP	B NA, C NA, D 5500 SYP, F 350000 SYP	B NA, C NA, D 5500 SYP, F 350000 SYP
<b>Kafr Batna</b>	B NA, C NA, D 5500 SYP, F 350000 SYP	B NA, C NA, D 5500 SYP, F 350000 SYP	B NA, C NA, D 5500 SYP, F 350000 SYP
<b>Saqba</b>	B NA, C NA, D 5500 SYP, F 350000 SYP	B NA, C NA, D 5500 SYP, F 350000 SYP	B NA, C NA, D 5500 SYP, F 350000 SYP

- Most common electricity source
- Main network
  - Generator
  - No source
  - Solar alternative
  - No information
- Fuel Prices (SYP)\*
- B** Butane (cannister)
  - C** Coal (1kg)
  - D** Diesel (1 litre)
  - F** Firewood (1 tonne)
- NFI Prices (SYP)\*
- Cement (50kg)
  - Floor mat (3\*4m)
  - Plastic tarpaulin (1m²)
  - Tent (5 persons)
- NA: not available for purchase

- Hezzeh**  
Cutting trees  
Burning furniture not in use  
Burning productive assets
- Jisrein**  
Burning productive assets  
Burning plastic  
Burning waste
- Kafr Batna**  
Cutting trees  
Burning furniture not in use  
Burning productive assets

- Most common strategies used to cope with a lack of fuel
- Saqba**  
Burning productive assets  
Burning plastic  
Burning waste

# Kafr Batna 2/2, Rural Damascus Governorate

# December 2017

## WASH

- Most common water source**
- Status of water source**
- Water is safe to drink
  - Water tastes/smells bad
  - People sick after drinking
  - No information
- Sufficiency of available water to meet household needs**
- Sufficient
  - Insufficient
  - No information
- Most common method of garbage disposal**

- Hezzeh**
- Closed well
  - Public free collection
- Jisrein**
- Water trucking
  - Public free collection
- Kafr Batna**
- Closed well
  - Public free collection
- Saqba**
- Water trucking
  - Public free collection

• 8/8 communities assessed (4 communities are shown on the previous factsheet): Hezzeh, Jisrein, Kafr Batna, Saqba



## Education

- Status of primary schools in village**
- Functioning
  - Not functioning
  - Not available
  - No information
- Barriers to accessing education services**

- Kafr Batna**
- Unsafe route to services
- Saqba**
- Unsafe route to services

**Hezzeh**

- Unsafe route to services

**Jisrein**

- Unsafe route to services

## Health

- Most common health problems**
- Most common barriers to accessing healthcare**

Community	Most common health problems	Most common barriers to accessing healthcare
Hezzeh	Injuries Acute respiratory infections Malnutrition	No difficulties reported
Jisrein	Chronic diseases Injuries Malnutrition	Security concerns around travel Disability/Injuries/Illness Security concerns around entering facilities
Kafr Batna	Injuries Acute respiratory infections Malnutrition	No difficulties reported
Saqba	Chronic diseases Injuries Malnutrition	Security concerns around travel Disability/Injuries/Illness Security concerns around entering facilities

## Food Security

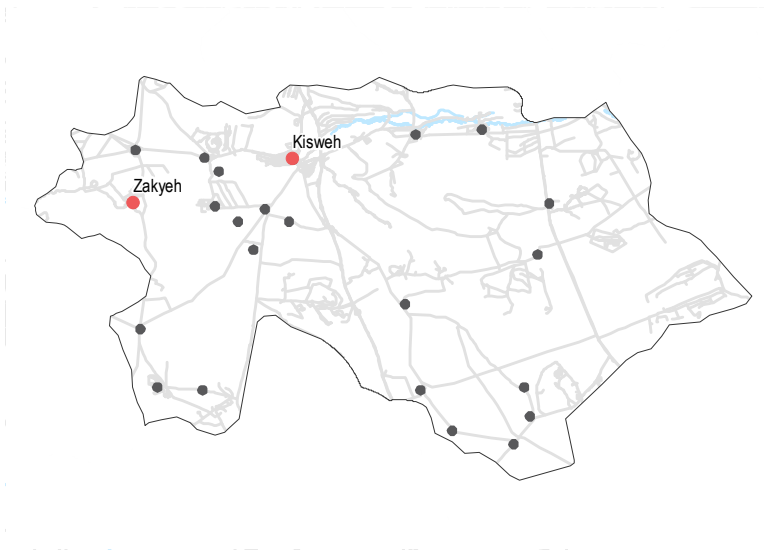
- Hezzeh**
- Bread: no info
  - Rice: 2900 SYP
  - Lentils: 2900 SYP
  - Sugar: 2500 SYP
  - Cooking oil: 2900 SYP
  - Shops
  - Flour too expensive
  - 11 to 20
- Jisrein**
- Bread: no info
  - Rice: 2900 SYP
  - Lentils: 2900 SYP
  - Sugar: 2500 SYP
  - Cooking oil: 2900 SYP
  - Private bakeries
  - Flour too expensive
  - 1 to 10
- Kafr Batna**
- Bread: no info
  - Rice: 2900 SYP
  - Lentils: 2900 SYP
  - Sugar: 2500 SYP
  - Cooking oil: 2900 SYP
  - Shops
  - Flour too expensive
  - 1 to 10
- Saqba**
- Bread: no info
  - Rice: 2900 SYP
  - Lentils: 2900 SYP
  - Sugar: 2500 SYP
  - Cooking oil: 2900 SYP
  - Private bakeries
  - Flour too expensive
  - 1 to 10
- Main challenges to obtaining food**
- No challenges
  - Some foods unavailable
  - Local production decreased
  - Lack of access to markets
  - Some foods expensive
  - Lack of resources to buy food
  - Lack of access to fuel
  - Cooking fuel unavailable
  - No information
- Bread (public): 1 pack  
Rice: 1kg  
Lentils: 1kg  
Sugar: 1kg  
Cooking oil: 1 litre
- Access to bread**
- Most common source of bread
  - Most common barriers to accessing bread
  - Number of days, per month, where bread from private bakeries was unavailable

### Displacement

- % of pre-conflict population remaining
- % of population that are female
- % of female-headed households
- IDPs living in village
- New IDP arrivals
- Returnees

Kisweh		Zakyeh	
76-100%	26-50%	76-100%	51-75%
Yes	No	Yes	No
1-25%	No	1-25%	No

• 2/23 communities assessed : Kisweh, Zakyeh



### Shelter

- Independent apartment or house
  - Shared apartment or house
  - Unfinished apartment or house
  - Tent
  - Private space not for shelter
  - Cave/natural shelter
  - Collective public space not for shelter
  - No IDPs
  - No information
- Min - Max: rent paid per room (where known)

Kisweh	
NDPs	IDPs
5600 - 7000 SYP	

Zakyeh	
NDPs	IDPs
2500 - 5000 SYP	

### Livelihoods

	Most common sources of income	Most common strategies used to cope with lack of income / resources
<b>Kisweh</b>	Stable employment Daily employment Farm owning	Children sent to work/beg Borrowing from family/friends Skipping meals
<b>Zakyeh</b>	Stable employment Daily employment Business/trade	Children sent to work/beg Borrowing from family/friends

### NFIs

Kisweh	
<b>B</b> 2850 SYP	2400 SYP
<b>C</b> 450 SYP	5600 SYP
<b>D</b> 275 SYP	2000 SYP
<b>F</b> 60000 SYP	NA

Zakyeh	
<b>B</b> 3000 SYP	2700 SYP
<b>C</b> 450 SYP	2500 SYP
<b>D</b> 300 SYP	3500 SYP
<b>F</b> 60000 SYP	NA

- Most common electricity source
- Main network
  - Generator
  - No source
  - Solar alternative
  - No information
- Fuel Prices (SYP)\*
- B** Butane (cannister)
  - C** Coal (1kg)
  - D** Diesel (1 litre)
  - F** Firewood (1 tonne)
- NFI Prices (SYP)\*
- Cement (50kg)
  - Floor mat (3\*4m)
  - Plastic tarpaulin (1m<sup>2</sup>)
  - Tent (5 persons)
- NA: not available for purchase

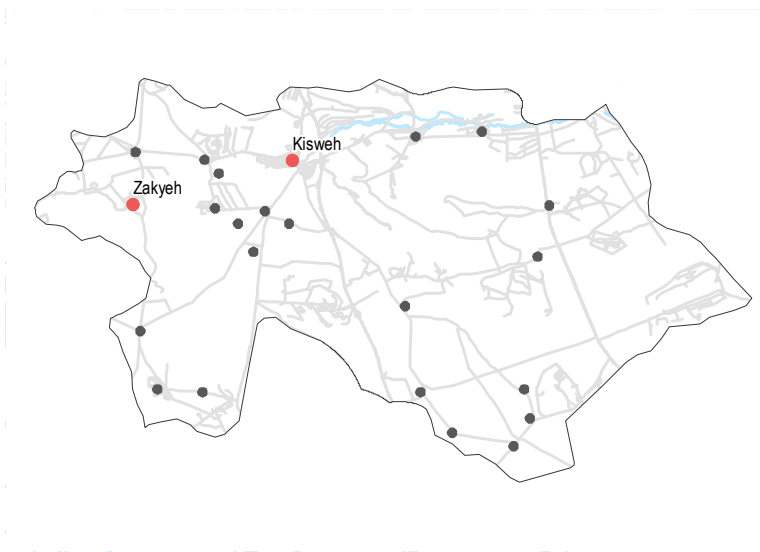
- Most common strategies used to cope with a lack of fuel
-

### WASH

- Most common water source**
- Status of water source**
- Water is safe to drink
  - Water tastes/smells bad
  - People sick after drinking
  - No information
- Sufficiency of available water to meet household needs**
- Sufficient
  - Insufficient
  - No information
- Most common method of garbage disposal**

- Kisweh**
- No consensus
  - Public free collection
- Zakyeh**
- Closed well
  - Public free collection

• 2/23 communities assessed : Kisweh, Zakyeh



### Food Security

#### Kisweh

Bread: 63 SYP  
 Rice: 550 SYP  
 Lentils: 325 SYP  
 Sugar: 338 SYP  
 Cooking oil: 675 SYP

- Public bakeries
- No difficulties reported
- 0

#### Zakyeh

Bread: no info  
 Rice: 550 SYP  
 Lentils: 350 SYP  
 Sugar: 325 SYP  
 Cooking oil: 600 SYP

- Private bakeries
- No difficulties reported
- 0

#### Main challenges to obtaining food

- No challenges
- Some foods unavailable
- Local production decreased
- Lack of access to markets
- Some foods expensive
- Lack of resources to buy food
- Lack of access to fuel
- Cooking fuel unavailable
- No information

Bread (public): 1 pack  
 Rice: 1kg  
 Lentils: 1kg  
 Sugar: 1kg  
 Cooking oil: 1 litre

#### Access to bread

- Most common source of bread
- Most common barriers to accessing bread
- Number of days, per month, where bread from private bakeries was unavailable

### Education

- Status of primary schools in village**
- Functioning
  - Not functioning
  - Not available
  - No information
- Barriers to accessing education services**

**Kisweh**  
 Most children accessed education

**Zakyeh**  
 Most children accessed education

### Health

#### Most common health problems

#### Kisweh

Diarrhoea  
 Chronic diseases  
 Pregnancy related diseases

#### Zakyeh

Chronic diseases  
 Injuries  
 Severe diseases affecting those aged less than 5

#### Most common barriers to accessing healthcare

Security concerns around travel  
 Security concerns around entering facilities  
 Services are too expensive

Security concerns around travel  
 Security concerns around entering facilities  
 Services are too expensive

# Madaya, Rural Damascus Governorate

# December 2017

## Displacement

- % of pre-conflict population remaining
- % of population that are female
- % of female-headed households
- IDPs living in village
- New IDP arrivals
- Returnees

<b>Bqine</b>					
26-50%	26-50%	1-25%	Yes	No	No
<b>Madaya</b>					
51-75%	26-50%	1-25%	Yes	No	No

• 2/3 communities assessed : Bqine, Madaya



## Shelter

- Independent apartment or house
  - Shared apartment or house
  - Unfinished apartment or house
  - Tent
  - Private space not for shelter
  - Cave/natural shelter
  - Collective public space not for shelter
  - No IDPs
  - No information
- Min - Max: rent paid per room (where known)

<b>Bqine</b>	
NDPs	IDPs
2500 - 5000 SYP	
<b>Madaya</b>	
NDPs	IDPs
2500 - 5000 SYP	

## Livelihoods

Most common sources of income

Most common strategies used to cope with lack of income / resources

<b>Bqine</b>	Stable employment Daily employment Business/trade	Borrowing from family/friends
<b>Madaya</b>	Stable employment Daily employment Business/trade	Borrowing from family/friends

## NFIs

### Bqine

<b>B</b> 3000 SYP	3000 SYP
<b>C</b> 450 SYP	2500 SYP
<b>D</b> 325 SYP	3000 SYP
<b>F</b> 60000 SYP	NA

### Madaya

<b>B</b> 3000 SYP	3000 SYP
<b>C</b> 450 SYP	2500 SYP
<b>D</b> 325 SYP	3000 SYP
<b>F</b> 60000 SYP	NA

- Most common electricity source
- Main network
  - Generator
  - No source
  - Solar alternative
  - No information
- Fuel Prices (SYP)\*
- B** Butane (cannister)
  - C** Coal (1kg)
  - D** Diesel (1 litre)
  - F** Firewood (1 tonne)
- NFI Prices (SYP)\*
- Cement (50kg)
  - Floor mat (3\*4m)
  - Plastic tarpaulin (1m<sup>2</sup>)
  - Tent (5 persons)
- NA: not available for purchase

### Bqine

No lack of fuel

### Madaya

Burning furniture not in use  
Burning plastic  
Burning waste

Most common strategies used to cope with a lack of fuel

# Madaya, Rural Damascus Governorate

# December 2017

## WASH

- Most common water source
- Status of water source
  - Water is safe to drink
  - Water tastes/smells bad
  - People sick after drinking
  - No information
- Sufficiency of available water to meet household needs
  - Sufficient
  - Insufficient
  - No information
- Most common method of garbage disposal

- Bqine**
- Network
  - Public free collection
- Madaya**
- Network
  - Public free collection

• 2/3 communities assessed : Bqine, Madaya



## Food Security

### Bqine

- Bread: no info
- Rice: 550 SYP
- Lentils: 350 SYP
- Sugar: 325 SYP
- Cooking oil: 650 SYP
- Private bakeries
- No difficulties reported

### Madaya

- Bread: no info
- Rice: 550 SYP
- Lentils: 350 SYP
- Sugar: 325 SYP
- Cooking oil: 650 SYP
- Private bakeries
- No difficulties reported

### Main challenges to obtaining food

- No challenges
- Some foods unavailable
- Local production decreased
- Lack of access to markets
- Some foods expensive
- Lack of resources to buy food
- Lack of access to fuel
- Cooking fuel unavailable
- No information
- Bread (public): 1 pack
- Rice: 1kg
- Lentils: 1kg
- Sugar: 1kg
- Cooking oil: 1 litre

### Access to bread

- Most common source of bread
- Most common barriers to accessing bread
- Number of days, per month, where bread from private bakeries was unavailable

## Education

- Status of primary schools in village
  - Functioning
  - Not functioning
  - Not available
  - No information
- Barriers to accessing education services

**Bqine**  
Most children accessed education

**Madaya**  
Most children accessed education

## Health

	Most common health problems	Most common barriers to accessing healthcare
<b>Bqine</b>	Maternal health issues Injuries Severe diseases affecting those aged less than 5	Security concerns around travel Security concerns around entering facilities Services are too expensive
<b>Madaya</b>	Maternal health issues Injuries Severe diseases affecting those aged less than 5	Security concerns around travel Security concerns around entering facilities Services are too expensive

# Markaz Darayya, Rural Damascus Governorate

# December 2017

## Displacement

- % of pre-conflict population remaining
- % of population that are female
- % of female-headed households
- IDPs living in village
- New IDP arrivals
- Returnees

### Madamiyet Elsham

- 1-25% 26-50% 1-25%
- Yes No No

• 1/2 community assessed : Madamiyet Elsham



## NFIs

### Madamiyet Elsham

- B** 3000 SYP 2700 SYP
- C** 450 SYP 2500 SYP
- D** 325 SYP 3500 SYP
- F** 60000 SYP NA

Most common electricity source

- Main network
- Generator
- No source
- Solar alternative
- No information

Fuel Prices (SYP)\*

- B** Butane (cannister)
- C** Coal (1kg)
- D** Diesel (1 litre)
- F** Firewood (1 tonne)

NFI Prices (SYP)\*

- Cement (50kg)
- Floor mat (3\*4m)
- Plastic tarpaulin (1m<sup>2</sup>)
- Tent (5 persons)

NA: not available for purchase

## Shelter

- Independent apartment or house
  - Shared apartment or house
  - Unfinished apartment or house
  - Tent
  - Private space not for shelter
  - Cave/natural shelter
  - Collective public space not for shelter
  - No IDPs
  - No information
- Min - Max: rent paid per room (where known)

### Madamiyet Elsham

- NDPs IDPs
- 2500 - 5000 SYP

## Livelihoods

Most common sources of income

### Madamiyet Elsham

- Stable employment
- Daily employment
- Support from family/friends

Most common strategies used to cope with lack of income / resources

Borrowing from family/friends

### Madamiyet Elsham

- Burning furniture not in use
- Burning plastic
- Burning waste

Most common strategies used to cope with a lack of fuel

# Markaz Darayya, Rural Damascus Governorate

# December 2017

## WASH

- Most common water source
- Status of water source
  - Water is safe to drink
  - Water tastes/smells bad
  - People sick after drinking
  - No information
- Sufficiency of available water to meet household needs
  - Sufficient
  - Insufficient
  - No information
- Most common method of garbage disposal

### Madamiyet Elsham

- Closed well
- Public free collection

• 1/2 community assessed : Madamiyet Elsham



## Food Security

### Madamiyet Elsham

- Bread: no info
- Rice: 550 SYP
- Lentils: 350 SYP
- Sugar: 325 SYP
- Cooking oil: 650 SYP
- Private bakeries
- No difficulties reported
- 0

### Main challenges to obtaining food

- No challenges
- Some foods unavailable
- Local production decreased
- Lack of access to markets
- Some foods expensive
- Lack of resources to buy food
- Lack of access to fuel
- Cooking fuel unavailable
- No information

Bread (public): 1 pack  
Rice: 1kg  
Lentils: 1 kg  
Sugar: 1kg  
Cooking oil: 1 litre

### Access to bread

- Most common source of bread
- Most common barriers to accessing bread
- Number of days, per month, where bread from private bakeries was unavailable

## Education

- Status of primary schools in village
  - Functioning
  - Not functioning
  - Not available
  - No information
- Barriers to accessing education services

**Madamiyet Elsham**  
Most children accessed education

## Health

**Most common health problems**

### Madamiyet Elsham

- Chronic diseases
- Maternal health issues
- Severe diseases affecting those aged less than 5

**Most common barriers to accessing healthcare**

- Security concerns around travel
- Security concerns around entering facilities
- Services are too expensive

# Nashabiyeh, Rural Damascus Governorate

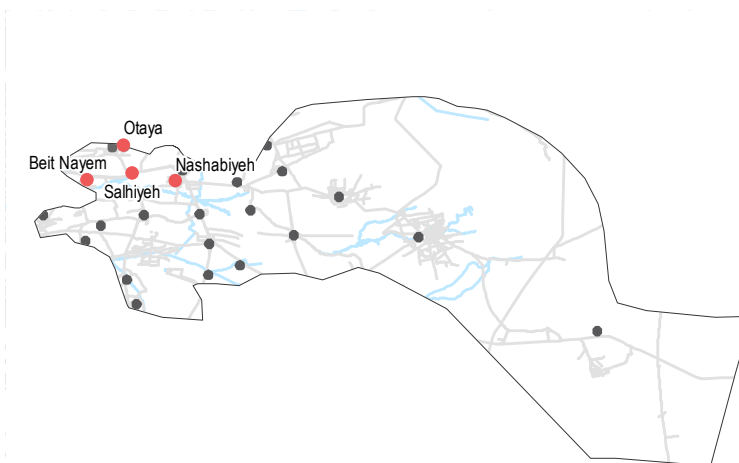
# December 2017

## Displacement

- % of pre-conflict population remaining
- % of population that are female
- % of female-headed households
- IDPs living in village
- New IDP arrivals
- Returnees

Community	% of pre-conflict population remaining	% of population that are female	% of female-headed households	IDPs living in village	New IDP arrivals	Returnees
<b>Beit Nayem</b>	1-25%	1-25%	None	Yes	No info	No
<b>Nashabiyeh</b>	1-25%	1-25%	None	Yes	No	No
<b>Otaya</b>	51-75%	51-75%	1-25%	Yes	No	No
<b>Salhiyeh</b>	1-25%	1-25%	None	Yes	No info	No

•4/21 communities assessed : Beit Nayem, Nashabiyeh, Otaya, Salhiyeh



## Shelter

- Independent apartment or house
- Shared apartment or house
- Unfinished apartment or house
- Tent
- Private space not for shelter
- Cave/natural shelter
- Collective public space not for shelter
- No IDPs
- No information
- Min - Max: rent paid per room (where known)

Community	NDPs	IDPs
<b>Beit Nayem</b>		
<b>Nashabiyeh</b>		
<b>Otaya</b>		
<b>Salhiyeh</b>		

## Livelihoods

Most common sources of income

Most common strategies used to cope with lack of income / resources

Community	Most common sources of income	Most common strategies used to cope with lack of income / resources
<b>Beit Nayem</b>	Daily employment High risk/illegal work	Skipping meals Reducing meal size
<b>Nashabiyeh</b>	Daily employment High risk/illegal work	Skipping meals Reducing meal size
<b>Otaya</b>	Daily employment Business/trade	Skipping meals
<b>Salhiyeh</b>	Daily employment High risk/illegal work	Skipping meals Reducing meal size

## NFIs

Community	B	C	D	F
<b>Beit Nayem</b>	NA	NA	5500 SYP	350000 SYP
<b>Salhiyeh</b>	NA	NA	5500 SYP	275000 SYP

### Nashabiyeh

Community	B	C	D	F
<b>Nashabiyeh</b>	NA	NA	5500 SYP	275000 SYP

### Otaya

Community	B	C	D	F
<b>Otaya</b>	NA	NA	3500 SYP	250000 SYP

- Most common electricity source
- Main network
  - Generator
  - No source
  - Solar alternative
  - No information
- Fuel Prices (SYP)\*
- B** Butane (cannister)
  - C** Coal (1kg)
  - D** Diesel (1 litre)
  - F** Firewood (1 tonne)
- NFI Prices (SYP)\*
- Cement (50kg)
  - Floor mat (3\*4m)
  - Plastic tarpaulin (1m<sup>2</sup>)
  - Tent (5 persons)
- NA: not available for purchase

### Beit Nayem

- Cutting trees
- Burning furniture not in use
- Burning productive assets

### Nashabiyeh

- Cutting trees
- Burning furniture not in use
- Burning productive assets

### Otaya

- Cutting trees

### Salhiyeh

- Cutting trees
- Burning furniture not in use
- Burning productive assets

# Nashabiyeh, Rural Damascus Governorate

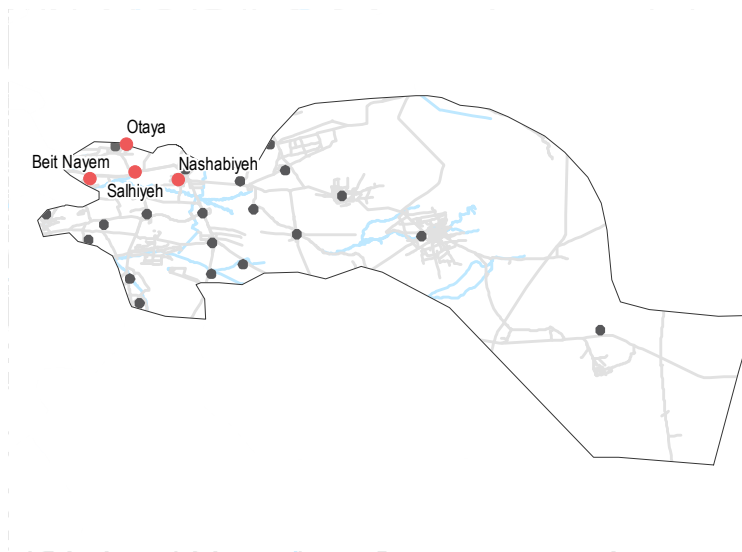
# December 2017

## WASH

- Most common water source**
- Status of water source**
- Water is safe to drink
  - Water tastes/smells bad
  - People sick after drinking
  - No information
- Sufficiency of available water to meet household needs**
- Sufficient
  - Insufficient
  - No information
- Most common method of garbage disposal**

- Beit Nayem**
- Closed well
  - Buried / burned
- Nashabiyeh**
- Closed well
  - Buried / burned
- Otaya**
- Open well
  - Disposed at designated site
- Salhiyeh**
- Closed well
  - Buried / burned

•4/21 communities assessed : Beit Nayem, Nashabiyeh, Otaya, Salhiyeh



## Education

- Status of primary schools in village**
- Functioning
  - Not functioning
  - Not available
  - No information
- Barriers to accessing education services**

- Otaya**
- Most children accessed education
- Salhiyeh**
- Some facilities destroyed

**Beit Nayem**

Some facilities destroyed

**Nashabiyeh**

Some facilities destroyed

## Health

- Most common health problems**
- Most common barriers to accessing healthcare**

Community	Most common health problems	Most common barriers to accessing healthcare
<b>Beit Nayem</b>	Injuries Acute respiratory infections Malnutrition	No facilities in the area
<b>Nashabiyeh</b>	Injuries Acute respiratory infections Malnutrition	No facilities in the area
<b>Otaya</b>	Acute respiratory infections Fever Severe diseases affecting those aged less than 5	High cost of transportation Lack of transportation
<b>Salhiyeh</b>	Injuries Acute respiratory infections Malnutrition	No facilities in the area

## Food Security

### Beit Nayem

- Bread: no info
- Rice: 2900 SYP
- Lentils: 2900 SYP
- Sugar: 2500 SYP
- Cooking oil: 2900 SYP
- Shops
- Flour too expensive
- Private bakeries unavailable

### Nashabiyeh

- Bread: no info
- Rice: 2900 SYP
- Lentils: 2900 SYP
- Sugar: 2500 SYP
- Cooking oil: 2900 SYP
- Shops
- Flour too expensive
- Private bakeries unavailable

### Otaya

- Bread: no info
- Rice: 3000 SYP
- Lentils: 2000 SYP
- Sugar: 2500 SYP
- Cooking oil: 3500 SYP
- Shops
- No difficulties reported
- Private bakeries unavailable

### Salhiyeh

- Bread: no info
- Rice: 2900 SYP
- Lentils: 2900 SYP
- Sugar: 2500 SYP
- Cooking oil: 2900 SYP
- Shops
- Flour too expensive
- Private bakeries unavailable

### Main challenges to obtaining food

- No challenges
- Some foods unavailable
- Local production decreased
- Lack of access to markets
- Some foods expensive
- Lack of resources to buy food
- Lack of access to fuel
- Cooking fuel unavailable
- No information

Bread (public): 1 pack  
Rice: 1kg  
Lentils: 1kg  
Sugar: 1kg  
Cooking oil: 1 litre

Access to bread

Most common source of bread

Most common barriers to accessing bread

Number of days, per month, where bread from private bakeries was unavailable

### Displacement

- % of pre-conflict population remaining
- % of population that are female
- % of female-headed households
- IDPs living in village
- New IDP arrivals
- Returnees

Khan Elshih		
26-50%	51-75%	1-25%
Yes	No	No
Rakhleh		
51-75%	51-75%	1-25%
Yes	No info	No
Sabbura		
76-100%	51-75%	26-50%
Yes	No	No

• 3/20 communities assessed : Khan Elshih, Rakhleh, Sabbura



### Shelter

- Independent apartment or house
- Shared apartment or house
- Unfinished apartment or house
- Tent
- Private space not for shelter
- Cave/natural shelter
- Collective public space not for shelter
- No IDPs
- No information
- Min - Max: rent paid per room (where known)

Khan Elshih	
NDPs	IDPs
2500 - 5000 SYP	
Rakhleh	
NDPs	IDPs
No info	
Sabbura	
NDPs	IDPs
30000 - 35000 SYP	

### Livelihoods

	Most common sources of income	Most common strategies used to cope with lack of income / resources
<b>Khan Elshih</b>	Stable employment Daily employment Cash items	Children sent to work/beg Borrowing from family/friends
<b>Rakhleh</b>	Stable employment Daily employment Savings	Taking loans/buying on credit Borrowing from family/friends Skipping meals
<b>Sabbura</b>	Stable employment Daily employment Business/trade	Children sent to work/beg Taking loans/buying on credit Borrowing from family/friends

### NFIs

Khan Elshih	
<b>B</b> 3000 SYP	NA
<b>C</b> 450 SYP	NA
<b>D</b> 325 SYP	3000 SYP
<b>F</b> 60000 SYP	NA
Rakhleh	
<b>B</b> 3000 SYP	1000 SYP
<b>C</b> 350 SYP	450 SYP
<b>D</b> 250 SYP	1500 SYP
<b>F</b> 70000 SYP	65000 SYP
Sabbura	
<b>B</b> 2800 SYP	1000 SYP
<b>C</b> 350 SYP	450 SYP
<b>D</b> 250 SYP	1500 SYP
<b>F</b> 70000 SYP	75000 SYP

- Most common electricity source
- Main network
  - Generator
  - No source
  - Solar alternative
  - No information
- Fuel Prices (SYP)\*
- B** Butane (cannister)
  - C** Coal (1kg)
  - D** Diesel (1 litre)
  - F** Firewood (1 tonne)
- NFI Prices (SYP)\*
- Cement (50kg)
  - Floor mat (3\*4m)
  - Plastic tarpaulin (1m<sup>2</sup>)
  - Tent (5 persons)
- NA: not available for purchase

<b>Khan Elshih</b>	Burning furniture not in use Burning plastic Burning waste
<b>Rakhleh</b>	No lack of fuel
<b>Sabbura</b>	No lack of fuel

Most common strategies used to cope with a lack of fuel

### WASH

- Most common water source**
- Status of water source**
- Water is safe to drink
  - Water tastes/smells bad
  - People sick after drinking
  - No information
- Sufficiency of available water to meet household needs**
- Sufficient
  - Insufficient
  - No information
- Most common method of garbage disposal**

- Khan Elshih**
- Closed well
  - Public free collection
- Rakhleh**
- Network
  - Public free collection
- Sabbura**
- Network
  - Public free collection

• 3/20 communities assessed : Khan Elshih, Rakhleh, Sabbura



### Education

- Status of primary schools in village**
- Functioning
  - Not functioning
  - Not available
  - No information
- Barriers to accessing education services**
- Khan Elshih**
- Most children accessed education

- Sabbura**
- Most children accessed education

- Rakhleh**
- Most children accessed education

### Health

	Most common health problems	Most common barriers to accessing healthcare
<b>Khan Elshih</b>	Chronic diseases Pregnancy related diseases Maternal health issues	Security concerns around travel Security concerns around entering facilities Services are too expensive
<b>Rakhleh</b>	Disabilities Acute respiratory infections Symptoms of psychological trauma	High cost of transportation Old age Disability/Injuries/Illness
<b>Sabbura</b>	Disabilities Acute respiratory infections Severe diseases affecting those aged less than 5	Old age Disability/Injuries/Illness

### Food Security

#### Khan Elshih

- Bread: 75 SYP
- Rice: 550 SYP
- Lentils: 350 SYP
- Sugar: 325 SYP
- Cooking oil: 650 SYP
- Shops
- No difficulties reported
- 21 or more

#### Rakhleh

- Bread: no info
- Rice: 450 SYP
- Lentils: 350 SYP
- Sugar: 250 SYP
- Cooking oil: 650 SYP
- Private bakeries
- No difficulties reported
- 0

#### Sabbura

- Bread: no info
- Rice: 500 SYP
- Lentils: 350 SYP
- Sugar: 250 SYP
- Cooking oil: 600 SYP
- Private bakeries
- No difficulties reported
- 0

#### Main challenges to obtaining food

- No challenges
- Some foods unavailable
- Local production decreased
- Lack of access to markets
- Some foods expensive
- Lack of resources to buy food
- Lack of access to fuel
- Cooking fuel unavailable
- No information
- Bread (public): 1 pack
- Rice: 1kg
- Lentils: 1kg
- Sugar: 1kg
- Cooking oil: 1 litre
- Access to bread
- Most common source of bread
- Most common barriers to accessing bread
- Number of days, per month, where bread from private bakeries was unavailable

# Qudsiya, Rural Damascus Governorate

# December 2017

## Displacement

• 2/7 communities assessed : Al Hama, Qudsiya

- % of pre-conflict population remaining
- % of population that are female
- % of female-headed households
- IDPs living in village
- New IDP arrivals
- Returnees

<b>Al Hama</b>	51-75%	51-75%	1-25%
	Yes	No	No
<b>Qudsiya</b>	51-75%	51-75%	1-25%
	Yes	No	No



## NFIs

### AI Hama

<b>B</b> 3000 SYP	6000 SYP
<b>C</b> 550 SYP	NA
<b>D</b> 250 SYP	450 SYP
<b>F</b> NA	NA

### Qudsiya

<b>B</b> 3000 SYP	6000 SYP
<b>C</b> 550 SYP	NA
<b>D</b> 250 SYP	450 SYP
<b>F</b> NA	NA

- Most common electricity source
- Main network
  - Generator
  - No source
  - Solar alternative
  - No information
- Fuel Prices (SYP)\*
- B** Butane (cannister)
  - C** Coal (1kg)
  - D** Diesel (1 litre)
  - F** Firewood (1 tonne)
- NFI Prices (SYP)\*
- Cement (50kg)
  - Floor mat (3\*4m)
  - Plastic tarpaulin (1m<sup>2</sup>)
  - Tent (5 persons)
- NA: not available for purchase

## Shelter

- Most common shelter
- Independent apartment or house
  - Shared apartment or house
  - Unfinished apartment or house
  - Tent
  - Private space not for shelter
  - Cave/natural shelter
  - Collective public space not for shelter
  - No IDPs
  - No information
- Min - Max: rent paid per room (where known)

**Al Hama**

NDPs	IDPs
5000 - 12000 SYP	

**Qudsiya**

NDPs	IDPs
5000 - 15000 SYP	

## Livelihoods

Most common sources of income

Most common strategies used to cope with lack of income / resources

**Al Hama**

Stable employment  
Daily employment  
Business/trade

Borrowing from family/friends

**Qudsiya**

Stable employment  
Daily employment  
Business/trade

Borrowing from family/friends

**Al Hama**  
No lack of fuel

**Qudsiya**  
No lack of fuel

Most common strategies used to cope with a lack of fuel

### WASH

- Most common water source
- Status of water source
  - Water is safe to drink
  - Water tastes/smells bad
  - People sick after drinking
  - No information
- Sufficiency of available water to meet household needs
  - Sufficient
  - Insufficient
  - No information
- Most common method of garbage disposal

- Al Hama**
- Network
  - Public free collection
- Qudsiya**
- Network
  - Public free collection

• 2/7 communities assessed : Al Hama, Qudsiya



### Food Security

#### Al Hama

- Bread: 50 SYP
- Rice: 475 SYP
- Lentils: 550 SYP
- Sugar: 400 SYP
- Cooking oil: 900 SYP

- Public bakeries
- No difficulties reported
- Private bakeries unavailable

#### Qudsiya

- Bread: 50 SYP
- Rice: 475 SYP
- Lentils: 550 SYP
- Sugar: 400 SYP
- Cooking oil: 900 SYP

- Public bakeries
- No difficulties reported
- Private bakeries unavailable

#### Main challenges to obtaining food

- No challenges
- Some foods unavailable
- Local production decreased
- Lack of access to markets
- Some foods expensive
- Lack of resources to buy food
- Lack of access to fuel
- Cooking fuel unavailable
- No information

Bread (public): 1 pack  
 Rice: 1kg  
 Lentils: 1 kg  
 Sugar: 1kg  
 Cooking oil: 1 litre

#### Access to bread

- Most common source of bread
- Most common barriers to accessing bread
- Number of days, per month, where bread from private bakeries was unavailable

### Education

- Status of primary schools in village
  - Functioning
  - Not functioning
  - Not available
  - No information
- Barriers to accessing education services

**Al Hama**  
 Most children accessed education

**Qudsiya**  
 Most children accessed education

### Health

#### Most common health problems

#### Al Hama

- Diarrhoea
- Communicable diseases
- Chronic diseases

#### Qudsiya

- Diarrhoea
- Communicable diseases
- Chronic diseases

#### Most common barriers to accessing healthcare

- Security concerns around travel
- Disability/Injuries/Illness
- Services are too expensive

- Security concerns around travel
- Disability/Injuries/Illness
- Services are too expensive

# Sahnaya, Rural Damascus Governorate

# December 2017

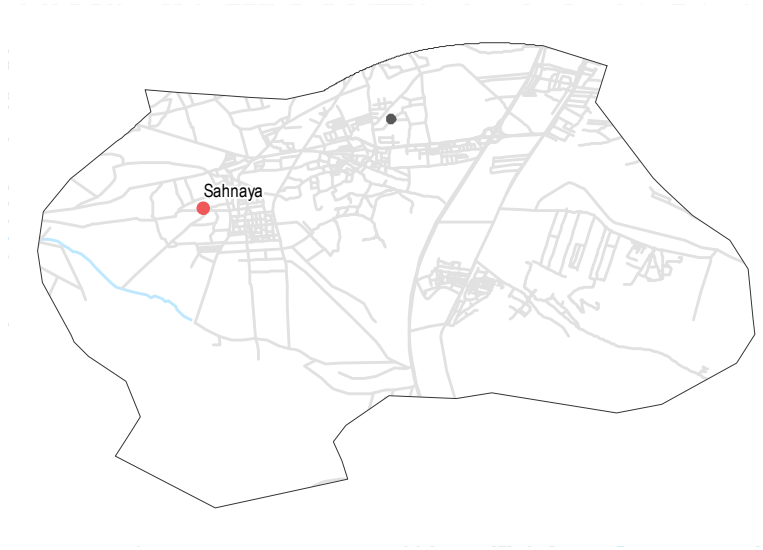
## Displacement

- % of pre-conflict population remaining
- % of population that are female
- % of female-headed households
- IDPs living in village
- New IDP arrivals
- Returnees

### Sahnaya

- 51-75%
- 26-50%
- 1-25%
- Yes
- No
- No

• 1/2 community assessed : Sahnaya



## NFIs

### Sahnaya

- B** 2800 SYP 2400 SYP
- C** 400 SYP 2000 SYP
- D** 195 SYP 250 SYP
- F** 125000 SYP NA

Most common electricity source

- Main network
- Generator
- No source
- Solar alternative
- No information

Fuel Prices (SYP)\*

- B** Butane (cannister)
- C** Coal (1kg)
- D** Diesel (1 litre)
- F** Firewood (1 tonne)

NFI Prices (SYP)\*

- Cement (50kg)
- Floor mat (3\*4m)
- Plastic tarpaulin (1m<sup>2</sup>)
- Tent (5 persons)

NA: not available for purchase

## Shelter

- Independent apartment or house
  - Shared apartment or house
  - Unfinished apartment or house
  - Tent
  - Private space not for shelter
  - Cave/natural shelter
  - Collective public space not for shelter
  - No IDPs
  - No information
- Min - Max: rent paid per room (where known)

### Sahnaya

- NDPs
  - IDPs
- 5000 - 10000 SYP

## Livelihoods

Most common sources of income

Sahnaya

- Stable employment
- Daily employment
- Business/trade

Most common strategies used to cope with lack of income / resources

Borrowing from family/friends

Sahnaya

No lack of fuel

Most common strategies used to cope with a lack of fuel

# Sahnaya, Rural Damascus Governorate

# December 2017

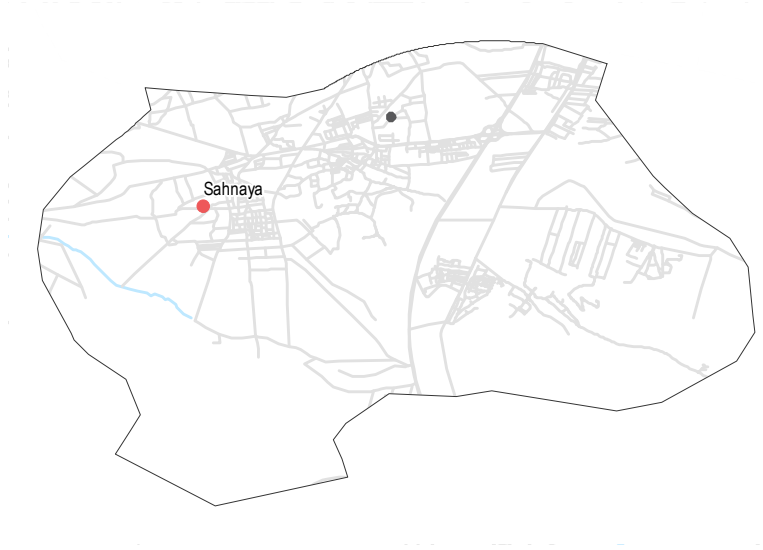
## WASH

- Most common water source
- Status of water source
  - Water is safe to drink
  - Water tastes/smells bad
  - People sick after drinking
  - No information
- Sufficiency of available water to meet household needs
  - Sufficient
  - Insufficient
  - No information
- Most common method of garbage disposal

**Sahnaya**

- Network
- Public free collection

• 1/2 community assessed : Sahnaya



## Food Security

### Sahnaya

- Bread: 75 SYP
- Rice: 500 SYP
- Lentils: 250 SYP
- Sugar: 280 SYP
- Cooking oil: 650 SYP

- Public bakeries
- No difficulties reported
- 0

### Main challenges to obtaining food

- No challenges
- Some foods unavailable
- Local production decreased
- Lack of access to markets
- Some foods expensive
- Lack of resources to buy food
- Lack of access to fuel
- Cooking fuel unavailable
- No information

- Bread (public): 1 pack
- Rice: 1kg
- Lentils: 1 kg
- Sugar: 1kg
- Cooking oil: 1 litre

### Access to bread

- Most common source of bread
- Most common barriers to accessing bread
- Number of days, per month, where bread from private bakeries was unavailable

## Education

- Status of primary schools in village
  - Functioning
  - Not functioning
  - Not available
  - No information
- Barriers to accessing education services

**Sahnaya**

Most children accessed education

## Health

- Most common health problems
  - Chronic diseases
  - Pregnancy related diseases
  - Severe diseases affecting those aged less than 5
- Most common barriers to accessing healthcare
  - Services are too expensive