



IDP Camp Profile - Daquq

Kirkuk, Iraq
January 2017

Management agency: UNHCR
Manager/Focal point: Zana Najat Omar
Phone number: 7701286212
Email: Zomar@irdglobal.org
Registration actor: Camp Management

Summary

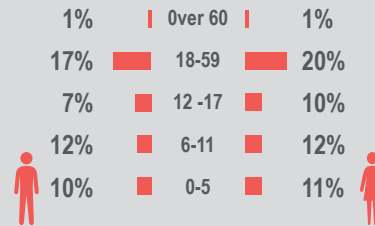
This profile provides an overview of conditions in Daquq camp. Primary data was collected through household surveys on 25-01-2017. This was the first round of data collection for this camp. Households were randomly sampled to a 95% confidence and 10% margin of error, based on population figures provided by CCCM. In some cases, additional information from camp managers has been used to support findings.

Camp Overview

of individuals: 8,588
of households: 1,600
Date opened: 6-10-2016
Occupied number: 1,600
Ongoing extension: no
Planned capacity: 1,600
Camp area: 511,837m²

Demographics

47% male / 53% female

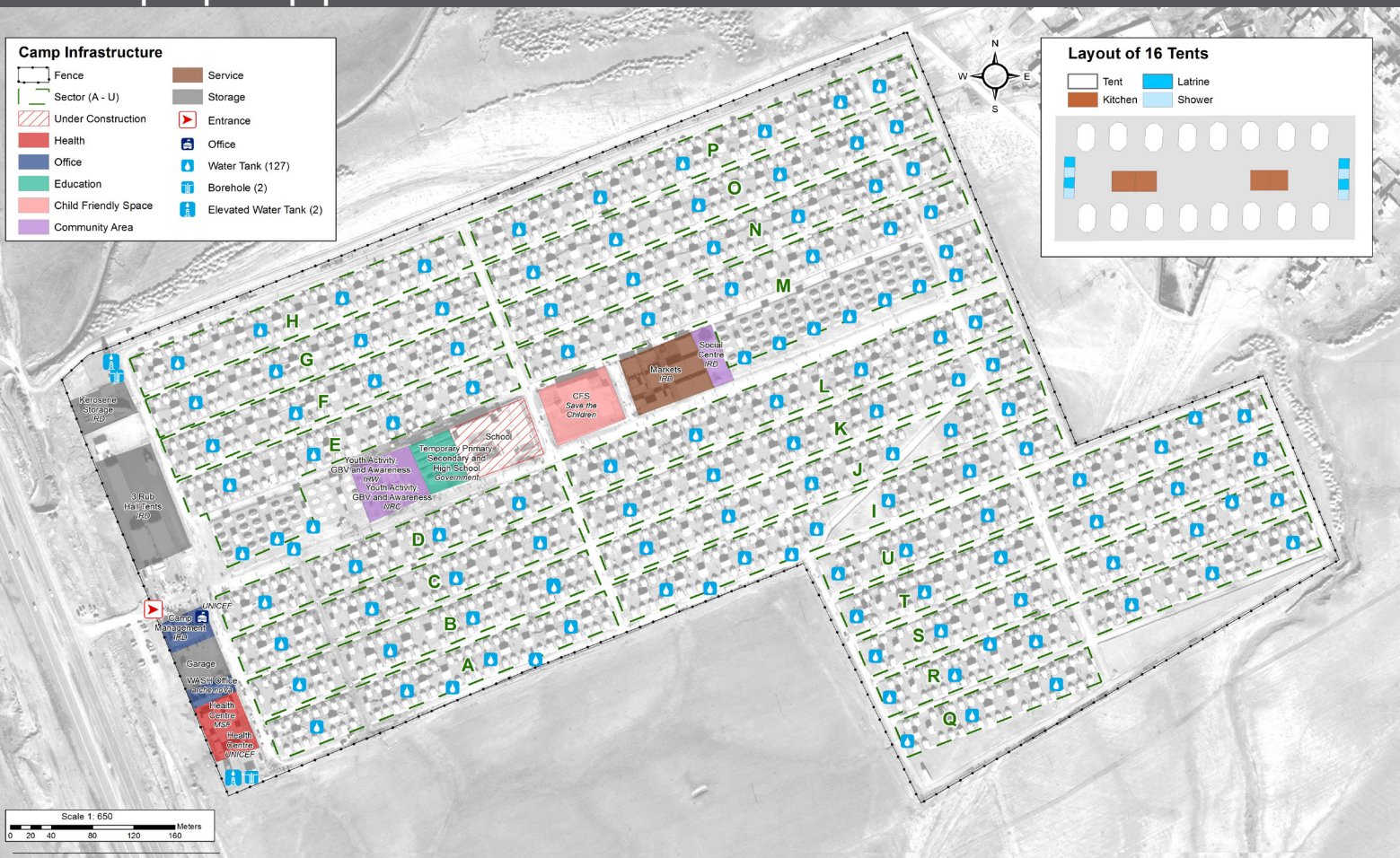
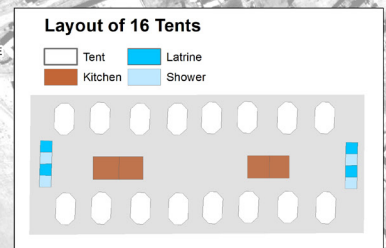
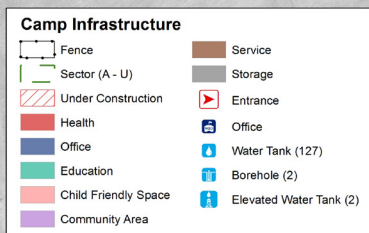


Location Map



IDP Camp Map - Daquq

Lat. 35° 14' 4.914" N Long. 44° 22' 49.591" E



Sectoral Minimum Standards

		Target	Previous Round	Current Round	Achievement
Education	% of children aged 6-11 attending formal school	100%	n/a	70%	●
	% of children aged 12-17 attending formal school	100%	n/a	60%	●
Food	% of households accessed Family Food Parcel or equivalent in the past month	100%	n/a	93%	●
Health	Health services are available on-site or within walking distance	Yes	n/a	Yes	●
CCCM	Average open area per household	min. 30m ²	n/a	264m ²	●
Protection	% of IDPs registered on an individual basis (MODM/DDM)	100%	n/a	31%	●
Shelter	Average covered area per person	min. 3.5m ²	n/a	3.7m ²	●
	Average number of individuals per shelter	max.5	n/a	5	●
WASH	# of persons per latrine	max. 20	n/a	21	●
	# of persons per shower	max. 20	n/a	21	●
	Frequency of solid waste disposal at least weekly	Min. weekly	n/a	Yes	●

Targets based on minimum standards agreed with the CCCM Cluster, Iraq. Findings based on household-level data, enumerator field observations, and camp management documentation
● Minimum standard reached, ● More than 50% minimum standard reached, ● Less than 50% of minimum standard reached or not at all





IDP Camp Profile - Daquq

Kirkuk, Iraq
January 2017

Management agency: UNHCR
Manager/Focal point: Zana Najat Omar
Phone number: 7701286212
Email: Zomar@irdglobal.org
Registration actor: Camp Management

Shelter

Top observed shelter type

Tent 100%

Top reported needed shelter items

Tarpaulin 83%

Rope 66%

Sun shading net 57%

Top reported needed basic items

Blanket 97%

Mattresses 69%

Cooker 64%

Top reported needed winter item

Kerosene heater 73%

Top reported needed summer item

Rechargeable fan 86%

Food Security

Reported access to food assistance

93% accessed food assistance in past month

42% received Public Distribution System (PDS) in past month

Top three food consumption coping strategies

Cheaper 70%

Less meals 47%

Smaller meals 0.36

WASH

Latrines and showers

100% reported public or communal latrines

95% public/communal latrines lockable from the inside

11% public/communal latrines with functioning lighting

Top three reported methods of waste removal

Collected 100%

n/a n/a

n/a n/a

Reported drinking water sources

0% connection inside the home to collective water storage

0% connection inside the home to private water storage

100% communal water tap outside the shelter

Access to water

29% reported 24 consecutive hours without access to water in the past month

Community Organisation

IDP committees

100% reported awareness of IDP committee(s)

Complaints mechanism

0% made a complaint about conditions or assistance

Protection

Family Separation

0% reported hosting unaccompanied or separated minors

13% reported that other family members intended to join them

Vulnerable groups

Pregnant / lactating women 13%

Chronically ill individual(s) 7%

Disabled individual(s) 7%

Female headed households 22%

Intentions

11% planned to move to a different location in next 3 months

Restrictions

n/a reported being able to leave the camp temporarily (e.g. to go to the market, for livelihood opportunities)

Livelihoods

32% reported as being economically inactive

Top three income sources*:

Humanitarian aid 58%

No livelihood 32%

Government aid 30%

*Households were asked to select all income sources within household.

Top three reported livelihood coping strategies

Spent savings 5%

Support from family 5%

Charitable donations 5%

