

Introduction

This multi-sector needs assessment is part of a monthly data collection exercise which aims to gather information about needs and the humanitarian situation inside Syria. The factsheets present information collected in May 2017, referring to the situation in April 2017.

These factsheets present information at the community level* for 18 sub-districts in Rural Damascus governorate. Selected key indicators for the following sectors are included in the factsheets: displacement, shelter, NFIs, health, food security, WASH and education. The factsheets do not cover the entire range of indicators gathered in the questionnaire.

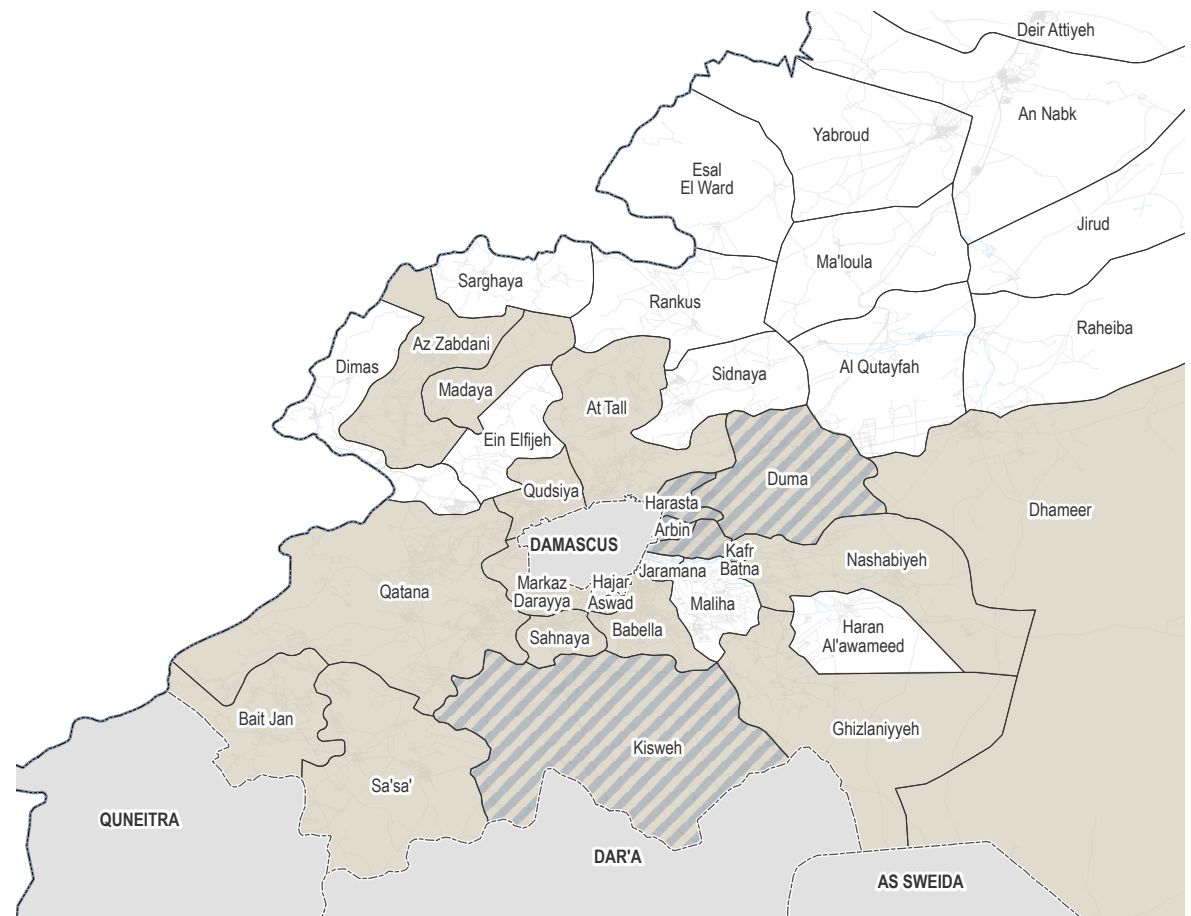
For full visualisation of all indicators collected, please see the SIMAWG Needs Identification Dynamic Reporting Tool, available here: <http://www.reach-info.org/syr/simawg/>





Methodology and limitations

These findings are based on data collected both directly and remotely (in Jordan and Lebanon) from Key Informants residing in the communities assessed.

Information was collected from Key Informants in 47 communities in 18 sub-districts of Rural Damascus governorate. For each question asked, confidence levels are assigned based on the Key Informant's area of expertise and knowledge of the sector-specific situation.

For a full description of the methodology, please see the Terms of Reference, available on the [REACH Resource Centre](#).



-  Remote data collection
-  Direct data collection
-  Mixed data collection
-  Not assessed

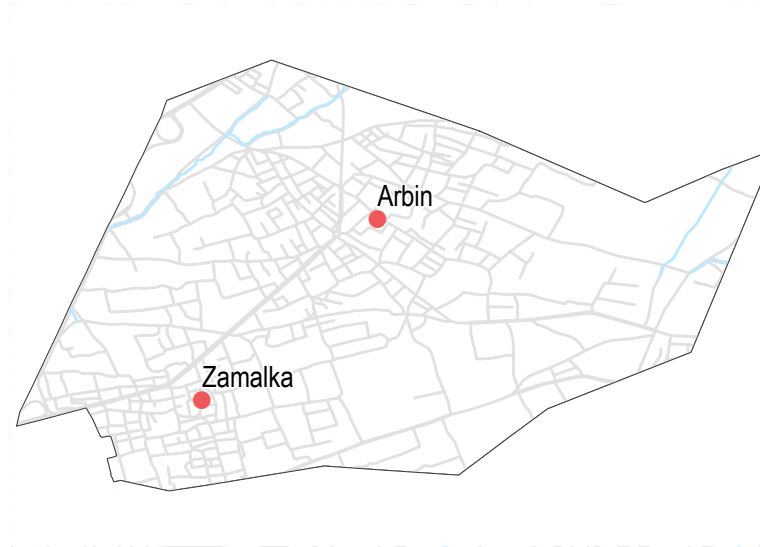
PDF: click on sub-district name to jump to factsheet

Displacement

- % of pre-conflict population remaining
- % of population that are female
- % of female-headed households
- IDPs living in village
- New IDP arrivals
- Returnees

Arbin	26-50%	26-50%	1-25%
	Yes	No	No
Zamalka	1-25%	1-25%	1-25%
	Yes	No	No

• 2/2 communities assessed: Arbin, Zamalka



NFIs

Arbin	
B NA	NA
C NA	NA
D 2000	1200
F 225000	NA
Zamalka	
B NA	NA
C NA	NA
D 1800	NA
F 200000	NA

- Most common electricity source
- Main network
 - Generator
 - No source
 - Solar alternative
 - No information
- Fuel Prices (SYP)*
- B** Butane (cannister)
 - C** Coal (1kg)
 - D** Diesel (1 litre)
 - F** Firewood (tonne)
- NFI Prices (SYP)*
- Cement (50kg)
 - Floor mat (3*4m)
 - Plastic tarpaulin (1m²)
 - Tent (5 persons)
- NA: not available for purchase

Shelter

- Most common shelter
- Independent apartment or house
 - Shared apartment or house
 - Unfinished apartment or house
 - Tent
 - Private space not for shelter
 - Cave/natural shelter
 - Collective public space not for shelter
 - No IDPs
 - No information
- Min - Max: rent paid per room (where known)

Arbin	NDPs	IDPs
	1500 - 2000 SYP	
Zamalka	NDPs	IDPs
	1500 - 1800 SYP	

Livelihoods

	Most common source of income	Most common strategies used to cope with lack of income / resources
Arbin	Daily employment Farm owning Business/trade	Borrowing from family/friends Reducing meal size
Zamalka	Daily employment Farm owning Business/trade	Borrowing from family/friends Reducing meal size

- Arbin**
- Cutting trees
 - Burning furniture not in use
 - Burning productive assets

- Zamalka**
- Cutting trees
 - Burning furniture not in use
 - Burning productive assets

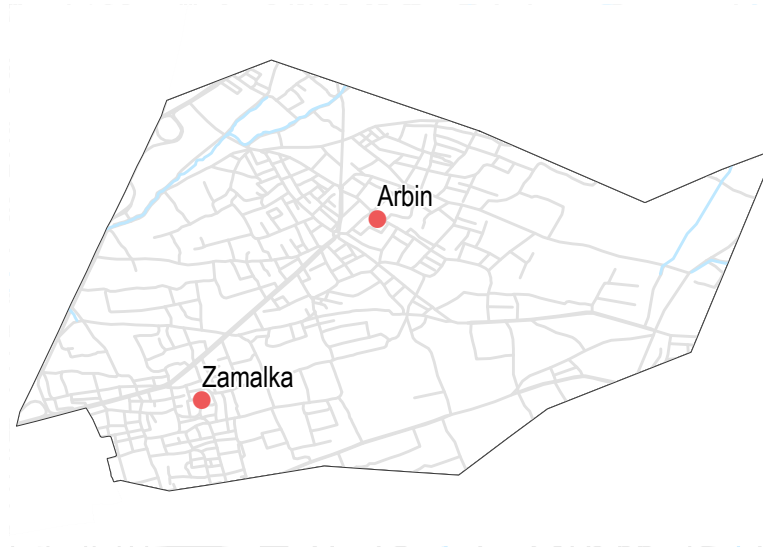
- Most common strategies used to cope with a lack of fuel

WASH

- Most common water source**
- Status of water source**
- Water is safe to drink
 - Water tastes/smells bad
 - People sick after drinking
 - No information
- Sufficiency of available water to meet household needs**
- Sufficient
 - Insufficient
 - No information
- Most common method of garbage disposal**

- Arbin**
- Closed well
 - Public free collection
- Zamalka**
- Closed well
 - Public free collection

• 2/2 communities assessed: Arbin, Zamalka



Food Security

Arbin

- Bread: no info
- Rice: 1850 SYP
- Lentils: 950 SYP
- Sugar: 2900 SYP
- Cooking oil: 2600 SYP
- Shops
- Yeast not always available
- High price of flour
- 1 to 10

Zamalka

- Bread: no info
- Rice: 1850 SYP
- Lentils: 950 SYP
- Sugar: 2900 SYP
- Cooking oil: 2600 SYP
- Shops
- High price of yeast
- High price of flour
- Insufficient electricity/fuel
- Private bakeries unavailable

Main challenges to obtaining food

- No challenges
- Some foods unavailable
- Local production decreased
- Lack of access to markets
- Some foods expensive
- Lack of resources to buy food
- Lack of access to fuel
- Cooking fuel unavailable
- No information

Bread (public): 1 pack
 Rice: 1kg
 Lentils: 1 kg
 Sugar: 1kg
 Cooking oil: 1 litre

Access to bread

- Most common source of bread
- Most common barriers to accessing bread
- Number of days, per month, where bread from private bakeries was unavailable

Education

- Status of primary schools in village**
- Functioning
 - Not functioning
 - Not available
 - No information
- Barriers to accessing education services**

Arbin
 Most children accessed education

Zamalka
 Most children accessed education

Health

	Most common health problems	Most common barriers to accessing healthcare
Arbin	Communicable diseases Injuries Malnutrition	Disability/Injuries/Illness
Zamalka	Communicable diseases Injuries Acute respiratory infections	High cost of transportation Disability/Injuries/Illness

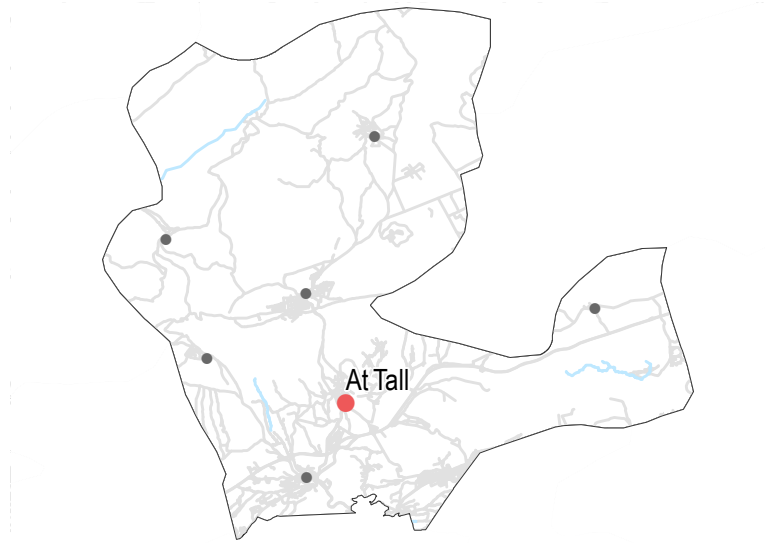
Displacement

- % of pre-conflict population remaining
- % of population that are female
- % of female-headed households
- IDPs living in village
- New IDP arrivals
- Returnees

At Tall

- 1-25%
- 26-50%
- 1-25%
- Yes
- No
- No

• 1/7 communities assessed: At Tall



NFIs

At Tall

- B** 3000
- C** 500
- D** 400
- F** NA

- Most common electricity source
- Main network
 - Generator
 - No source
 - Solar alternative
 - No information
- Fuel Prices (SYP)*
- B** Butane (cannister)
 - C** Coal (1kg)
 - D** Diesel (1 litre)
 - F** Firewood (tonne)
- NFI Prices (SYP)*
- Cement (50kg)
 - Floor mat (3*4m)
 - Plastic tarpaulin (1m²)
 - Tent (5 persons)
- NA: not available for purchase

Shelter

- Most common shelter
- Independent apartment or house
 - Shared apartment or house
 - Unfinished apartment or house
 - Tent
 - Private space not for shelter
 - Cave/natural shelter
 - Collective public space not for shelter
 - No IDPs
 - No information
- Min - Max: rent paid per room (where known)

At Tall

NDPs IDPs

2000 - 2500 SYP

Livelihoods

Most common source of income

At Tall

Farm owning
Business/trade

Most common strategies used to cope with lack of income / resources

Children sent to work/beg
Borrowing from family/friends

At Tall

Burning plastics

Most common strategies used to cope with a lack of fuel

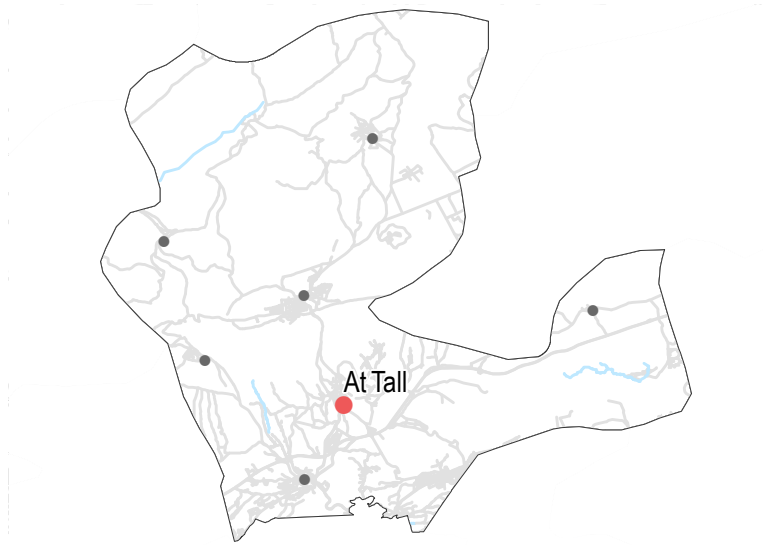
WASH

- Most common water source
- Status of water source
- Water is safe to drink
 - Water tastes/smells bad
 - People sick after drinking
 - No information
- Sufficiency of available water to meet household needs
- Sufficient
 - Insufficient
 - No information
- Most common method of garbage disposal

At Tall

- Network
- Public free collection

• 1/7 communities assessed: At Tall



Food Security

At Tall

- Bread: 100 SYP
 - Rice: 550 SYP
 - Lentils: 500 SYP
 - Sugar: 500 SYP
 - Cooking oil: 900 SYP
- Private bakeries
 - No difficulties reported
 - 0

Main challenges to obtaining food

- No challenges
- Some foods unavailable
- Local production decreased
- Lack of access to markets
- Some foods expensive
- Lack of resources to buy food
- Lack of access to fuel
- Cooking fuel unavailable
- No information

Bread (public): 1 pack
 Rice: 1kg
 Lentils: 1 kg
 Sugar: 1kg
 Cooking oil: 1 litre

Access to bread

- Most common source of bread
- Most common barriers to accessing bread
- Number of days, per month, where bread from private bakeries was unavailable

Education

- Status of primary schools in village
- Functioning
 - Not functioning
 - Not available
 - No information
- Barriers to accessing education services

At Tall

Most children accessed education

Health

- At Tall**
- Most common health problems
 - Chronic disease
 - Pregnancy related diseases
 - Maternal health issues
 - Most common barriers to accessing healthcare
 - Disability/Injuries/Illness
 - Security concerns around entering facilities

Az Zabdani, Rural Damascus Governorate

May 2017

Displacement

- % of pre-conflict population remaining
- % of population that are female
- % of female-headed households
- IDPs living in village
- New IDP arrivals
- Returnees

Az Zabdani

- No
- 26-50%
- 1-25%
- No info
- No info
- No info

• 1/7 communities assessed: Az Zabdani



NFIs

- Az Zabdani**
- No info
 - NA
 - NA
 - NA
 - NA

- Most common electricity source
- Main network
 - Generator
 - No source
 - Solar alternative
 - No information
- Fuel Prices (SYP)*
- Butane (cannister)
 - Coal (1kg)
 - Diesel (1 litre)
 - Firewood (tonne)
- NFI Prices (SYP)*
- Cement (50kg)
 - Floor mat (3*4m)
 - Plastic tarpaulin (1m²)
 - Tent (5 persons)
- NA: not available for purchase

Shelter

- Most common shelter
- Independent apartment or house
 - Shared apartment or house
 - Unfinished apartment or house
 - Tent
 - Private space not for shelter
 - Cave/natural shelter
 - Collective public space not for shelter
 - No IDPs
 - No information
- Min - Max: rent paid per room (where known)

Az Zabdani

NDPs IDPs

No info

Livelihoods

- Az Zabdani**
- Most common source of income
 - Daily employment
 - Remittances
 - Savings
 - Most common strategies used to cope with lack of income / resources
 - No info

Az Zabdani

Burning furniture not in use

Most common strategies used to cope with a lack of fuel

Az Zabdani, Rural Damascus Governorate

May 2017

WASH

- Most common water source
- Status of water source
 - Water is safe to drink
 - Water tastes/smells bad
 - People sick after drinking
- No information
- Sufficiency of available water to meet household needs
 - Sufficient
 - Insufficient
- No information
- Most common method of garbage disposal

Az Zabdani
 XXX No info
 No info

• 1/7 communities assessed: Az Zabdani



Food Security

Az Zabdani

- Bread: no info
- Rice: no info
- Lentils: no info
- Sugar: no info
- Cooking oil: no info

Shops

- Yeast not always available
- Flour not always available
- Wheat not always available

1 to 10

Main challenges to obtaining food

- No challenges
- Some foods unavailable
- Local production decreased
- Lack of access to markets
- Some foods expensive
- Lack of resources to buy food
- Lack of access to fuel
- Cooking fuel unavailable

No information

- Bread (public): 1 pack
- Rice: 1kg
- Lentils: 1 kg
- Sugar: 1kg
- Cooking oil: 1 litre

Access to bread

- Most common source of bread
- Most common barriers to accessing bread
- Number of days, per month, where bread from private bakeries was unavailable

Education

- Status of primary schools in village
 - Functioning
 - Not functioning
 - Not available
- No information
- Barriers to accessing education services

XXX **Az Zabdani**
 No info

Health

Most common health problems

No info

Most common barriers to accessing healthcare

No facilities in the area
 Security concerns around travel

Az Zabdani

Babella, Rural Damascus Governorate

May 2017

Displacement

- % of pre-conflict population remaining
- % of population that are female
- % of female-headed households
- IDPs living in village
- New IDP arrivals
- Returnees

Aqraba

76-100% 26-50% 26-50%
 Yes No No info

• 1/12 communities assessed: Aqraba



NFIs

Aqraba

B 3000 2000
C NA 3000
D 215 NA
F NA NA

- Most common electricity source
- Main network
 - Generator
 - No source
 - Solar alternative
 - No information
- Fuel Prices (SYP)*
- B** Butane (cannister)
 - C** Coal (1kg)
 - D** Diesel (1 litre)
 - F** Firewood (tonne)
- NFI Prices (SYP)*
- Cement (50kg)
 - Floor mat (3*4m)
 - Plastic tarpaulin (1m²)
 - Tent (5 persons)
- NA: not available for purchase

Shelter

- Most common shelter
- Independent apartment or house
 - Shared apartment or house
 - Unfinished apartment or house
 - Tent
 - Private space not for shelter
 - Cave/natural shelter
 - Collective public space not for shelter
 - No IDPs
 - No information
- Min - Max: rent paid per room (where known)

Aqraba

NDPs IDPs

 1500 - 1800 SYP

Livelihoods

Most common source of income

Aqraba

No info

Most common strategies used to cope with lack of income / resources

Borrowing from family/friends
Selling household assets

Aqraba

Burning furniture not in use

Most common strategies used to cope with a lack of fuel

WASH

- Most common water source
- Status of water source
 - Water is safe to drink
 - Water tastes/smells bad
 - People sick after drinking
 - No information
- Sufficiency of available water to meet household needs
 - Sufficient
 - Insufficient
 - No information
- Most common method of garbage disposal

Aqraba

- Network
- Disposed at designated site

• 1/12 communities assessed: Aqraba



Food Security

Aqraba

- Bread: 50 SYP
- Rice: 550 SYP
- Lentils: 500 SYP
- Sugar: 425 SYP
- Cooking oil: 1750 SYP
- Public bakeries
- Yeast not always available
- High price of flour
- No info

Main challenges to obtaining food

- No challenges
- Some foods unavailable
- Local production decreased
- Lack of access to markets
- Some foods expensive
- Lack of resources to buy food
- Lack of access to fuel
- Cooking fuel unavailable
- No information

Bread (public): 1 pack
 Rice: 1kg
 Lentils: 1 kg
 Sugar: 1kg
 Cooking oil: 1 litre

Access to bread

- Most common source of bread
- Most common barriers to accessing bread
- Number of days, per month, where bread from private bakeries was unavailable

Education

- Status of primary schools in village
 - Functioning
 - Not functioning
 - Not available
 - No information
- Barriers to accessing education services

Aqraba

Most children accessed education

Health

Aqraba

- Most common health problems
 - Diarrhoea
 - Communicable diseases
 - Chronic disease

- Most common barriers to accessing healthcare
 - No difficulties reported

Bait Jan, Rural Damascus Governorate

May 2017

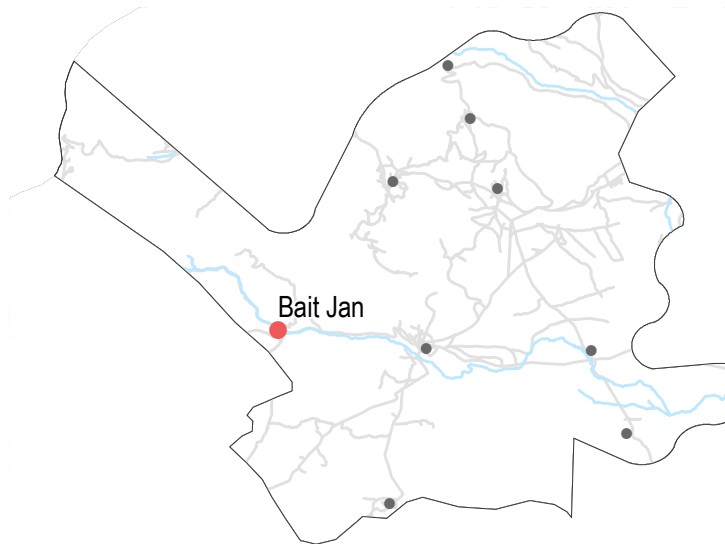
Displacement

- % of pre-conflict population remaining
- % of population that are female
- % of female-headed households
- IDPs living in village
- New IDP arrivals
- Returnees

Bait Jan

- 51-75%
- No info
- No info
- Yes
- No
- No info

• 1/9 communities assessed: Bait Jan



NFIs

Bait Jan

- B** 3800
- C** 200
- D** 250
- F** NA
- NA
- NA
- No info

Most common electricity source

- Main network
- Generator
- No source
- Solar alternative
- No information

Fuel Prices (SYP)*

- B** Butane (cannister)
- C** Coal (1kg)
- D** Diesel (1 litre)
- F** Firewood (tonne)

NFI Prices (SYP)*

- Cement (50kg)
- Floor mat (3*4m)
- Plastic tarpaulin (1m²)
- Tent (5 persons)

NA: not available for purchase

Shelter

- Independent apartment or house
 - Shared apartment or house
 - Unfinished apartment or house
 - Tent
 - Private space not for shelter
 - Cave/natural shelter
 - Collective public space not for shelter
 - No IDPs
 - No information
- Min - Max: rent paid per room (where known)

Bait Jan

- NDPs
- IDPs
- No info

Livelihoods

Most common source of income

- Bait Jan**
- Remittances
 - Sale of humanitarian aid
 - Cash items

Most common strategies used to cope with lack of income / resources

- Borrowing from family/friends
- High risk/illegal work
- Reducing meal size

Bait Jan

- Burning furniture in use
- Burning productive assets
- Burning plastics

Most common strategies used to cope with a lack of fuel

Bait Jan, Rural Damascus Governorate

May 2017

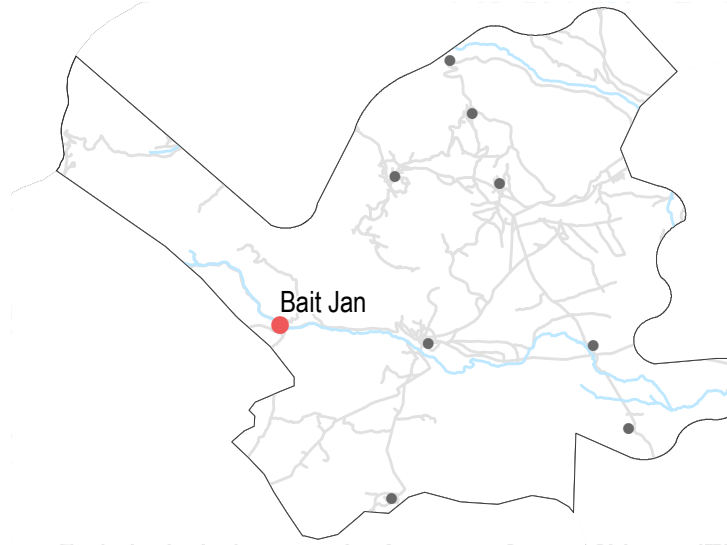
WASH

- Most common water source
- Status of water source
- Water is safe to drink
 - Water tastes/smells bad
 - People sick after drinking
 - No information
- Sufficiency of available water to meet household needs
- Sufficient
 - Insufficient
 - No information
- Most common method of garbage disposal

Bait Jan

- Network
- Disposed at designated site

1/9 communities assessed: Bait Jan



Food Security

Bait Jan

- Bread: no info
- Rice: 550 SYP
- Lentils: 550 SYP
- Sugar: 450 SYP
- Cooking oil: 1750 SYP
- Public bakeries
- Private bakeries unavailable

Main challenges to obtaining food

- No challenges
- Some foods unavailable
- Local production decreased
- Lack of access to markets
- Some foods expensive
- Lack of resources to buy food
- Lack of access to fuel
- Cooking fuel unavailable
- No information

Bread (public): 1 pack
 Rice: 1kg
 Lentils: 1 kg
 Sugar: 1kg
 Cooking oil: 1 litre

Access to bread

- Most common source of bread
- Most common barriers to accessing bread
- Number of days, per month, where bread from private bakeries was unavailable

Education

- Status of primary schools in village
- Functioning
 - Not functioning
 - Not available
 - No information
- Barriers to accessing education services

Bait Jan

Most children accessed education

Health

Most common health problems

Communicable diseases
 Chronic disease

Most common barriers to accessing healthcare

No facilities in the area
 Security concerns around entering facilities
 Services are too expensive

Bait Jan

Dhameer, Rural Damascus Governorate

May 2017

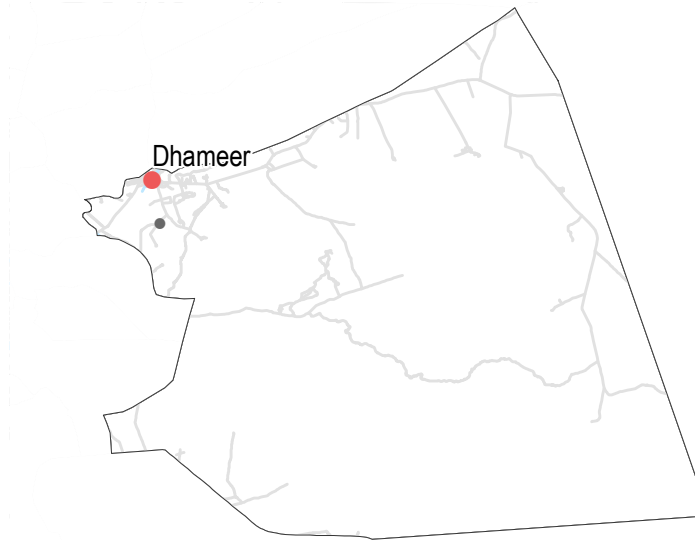
Displacement

- % of pre-conflict population remaining
- % of population that are female
- % of female-headed households
- IDPs living in village
- New IDP arrivals
- Returnees

Dhameer

76-100%
 51-75%
 1-25%
 Yes
 No
 No

• 1/2 communities assessed: Dhameer



NFIs

Dhameer

- B** 2750 NA
- C** NA NA
- D** 500 NA
- F** 55000 NA

Most common electricity source

- Main network
- Generator
- No source
- Solar alternative
- No information

Fuel Prices (SYP)*

- B** Butane (cannister)
- C** Coal (1kg)
- D** Diesel (1 litre)
- F** Firewood (tonne)

NFI Prices (SYP)*

- Cement (50kg)
- Floor mat (3*4m)
- Plastic tarpaulin (1m²)
- Tent (5 persons)

NA: not available for purchase

Shelter

- Independent apartment or house
 - Shared apartment or house
 - Unfinished apartment or house
 - Tent
 - Private space not for shelter
 - Cave/natural shelter
 - Collective public space not for shelter
 - No IDPs
 - No information
- Min - Max: rent paid per room (where known)

Dhameer

NDPs IDPs

 5000 - 7500 SYP

Livelihoods

Most common source of income

- Daily employment
- Sale of household assets
- Remittances

Most common strategies used to cope with lack of income / resources

- Borrowing from family/friends

Dhameer

Dhameer

No lack of fuel

Most common strategies used to cope with a lack of fuel

Dhameer, Rural Damascus Governorate

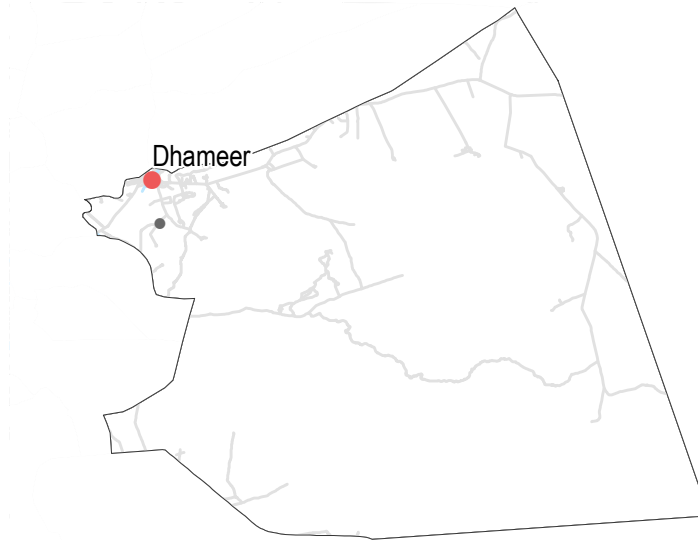
May 2017

WASH

- Most common water source
- Status of water source
 - Water is safe to drink
 - Water tastes/smells bad
 - People sick after drinking
 - No information
- Sufficiency of available water to meet household needs
 - Sufficient
 - Insufficient
 - No information
- Most common method of garbage disposal

- Dhameer**
- Closed well
 - Public free collection

• 1/2 communities assessed: Dhameer



Food Security

Dhameer

- Bread: 130 SYP
- Rice: 250 SYP
- Lentils: 250 SYP
- Sugar: 500 SYP
- Cooking oil: 680 SYP
- Public bakeries
- No difficulties reported
- Private bakeries unavailable

Main challenges to obtaining food

- No challenges
- Some foods unavailable
- Local production decreased
- Lack of access to markets
- Some foods expensive
- Lack of resources to buy food
- Lack of access to fuel
- Cooking fuel unavailable
- No information
- Bread (public): 1 pack
- Rice: 1kg
- Lentils: 1 kg
- Sugar: 1kg
- Cooking oil: 1 litre

Education

- Status of primary schools in village
 - Functioning
 - Not functioning
 - Not available
 - No information
- Barriers to accessing education services

Dhameer
Most children accessed education

Health

- Most common health problems
 - Diarrhoea
 - Injuries
 - Acute respiratory infections
- Most common barriers to accessing healthcare
 - No facilities in the area

Dhameer

Displacement

- % of pre-conflict population remaining
- % of population that are female
- % of female-headed households
- IDPs living in village
- New IDP arrivals
- Returnees

Btihet Elwafedine		
76-100%	51-75%	1-25%
Yes	Yes	No
Duma		
1-25%	51-75%	1-25%
Yes	No	No
Shafuniyeh		
26-50%	51-75%	1-25%
Yes	Yes	No

• 3/12 communities assessed: Btihet Elwafedine, Duma, Shafuniyeh



Shelter

- Independent apartment or house
- Shared apartment or house
- Unfinished apartment or house
- Tent
- Private space not for shelter
- Cave/natural shelter
- Collective public space not for shelter
- No IDPs
- No information
- Min - Max: rent paid per room (where known)

Btihet Elwafedine	
NDPs	IDPs
10000 - 15000 SYP	
Duma	
NDPs	IDPs
1000 - 2500 SYP	
Shafuniyeh	
NDPs	IDPs
No info	

Livelihoods

Most common source of income

Most common strategies used to cope with lack of income / resources

Btihet Elwafedine

Daily employment
 Sale of household assets
 Remittances

Reducing meal size

Duma

Daily employment
 Sale of household assets
 Remittances

Borrowing from family/friends
 Skipping meals
 Reducing meal size

Shafuniyeh

Daily employment
 Sale of household assets
 Remittances

Reducing meal size

NFIs

Btihet Elwafedine

B 3000	NA
C NA	NA
D 300	NA
F 50000	NA

Duma

B NA	NA
C NA	NA
D 1900	NA
F 200000	NA

Shafuniyeh

B NA	NA
C NA	NA
D 2900	NA
F 100000	NA

Btihet Elwafedine

No lack of fuel

Duma

No lack of fuel

Shafuniyeh

No lack of fuel

Most common electricity source

- Main network
- Generator
- No source
- Solar alternative
- No information

Fuel Prices (SYP)*

- B** Butane (cannister)
- C** Coal (1kg)
- D** Diesel (1 litre)
- F** Firewood (tonne)

NFI Prices (SYP)*

- Cement (50kg)
- Floor mat (3*4m)
- Plastic tarpaulin (1m²)
- Tent (5 persons)

NA: not available for purchase

Most common strategies used to cope with a lack of fuel

WASH

Most common water source

Status of water source

- Water is safe to drink
- Water tastes/smells bad
- People sick after drinking
- No information

Sufficiency of available water to meet household needs

- Sufficient
- Insufficient
- No information

Most common method of garbage disposal

Btihet Elwafedine

- Network
- Disposed at designated site

Duma

- Water trucking
- Public free collection

Shafuniyeh

- Open well
- Disposed at designated site

• 3/12 communities assessed: Btihet Elwafedine, Duma, Shafuniyeh



Education

Status of primary schools in village

- Functioning
- Not functioning
- Not available
- No information

Barriers to accessing education services

Shafuniyeh

Most children accessed education

Btihet Elwafedine

Most children accessed education

Duma

Unsafe route to services

Health

Most common health problems

Most common barriers to accessing healthcare

Btihet Elwafedine

Pregnancy related diseases
Acute respiratory infections

Security concerns around entering facilities

Duma

Communicable diseases
Chronic disease
Injuries

No facilities in the area

Shafuniyeh

Pregnancy related diseases
Injuries
Acute respiratory infections

No facilities in the area

Food Security

Btihet Elwafedine

- Bread: 50 SYP
- Rice: 500 SYP
- Lentils: 600 SYP
- Sugar: 450 SYP
- Cooking oil: 850 SYP
- Public bakeries
- No difficulties reported
- Private bakeries unavailable

Duma

- Bread: no info
- Rice: 1800 SYP
- Lentils: 850 SYP
- Sugar: 3000 SYP
- Cooking oil: 2700 SYP
- Public bakeries
- No difficulties reported
- Private bakeries unavailable

Shafuniyeh

- Bread: no info
- Rice: 1200 SYP
- Lentils: 900 SYP
- Sugar: 2500 SYP
- Cooking oil: 1300 SYP
- Public bakeries
- No difficulties reported
- Private bakeries unavailable

Main challenges to obtaining food

- No challenges
- Some foods unavailable
- Local production decreased
- Lack of access to markets
- Some foods expensive
- Lack of resources to buy food
- Lack of access to fuel
- Cooking fuel unavailable
- No information

Bread (public): 1 pack
Rice: 1kg
Lentils: 1kg
Sugar: 1kg
Cooking oil: 1 litre

Access to bread

Most common source of bread

Most common barriers to accessing bread

Number of days, per month, where bread from private bakeries was unavailable

Ghizlaniyyeh, Rural Damascus Governorate

May 2017

Displacement

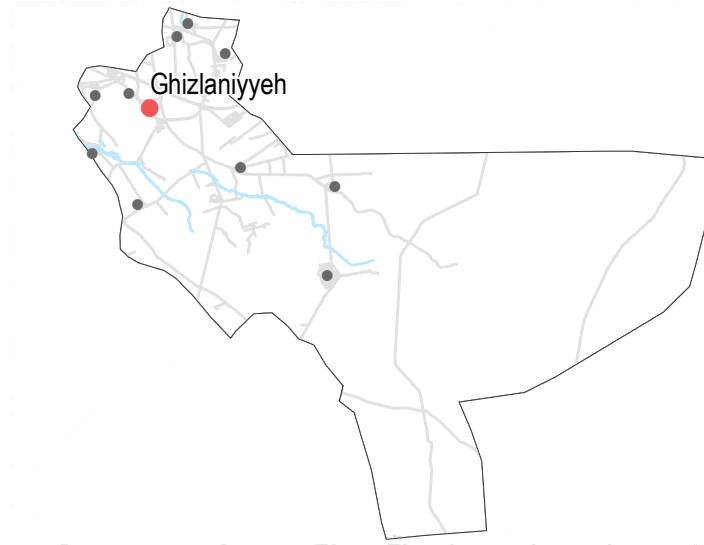
- % of pre-conflict population remaining
- % of population that are female
- % of female-headed households
- IDPs living in village
- New IDP arrivals
- Returnees

Ghizlaniyyeh

76-100% 26-50% 1-25%

Yes No info Yes

• 1/11 communities assessed: Ghizlaniyyeh



NFIs

Ghizlaniyyeh

- B** 3000 1600
- C** NA NA
- D** 225 NA
- F** NA NA

Most common electricity source

- Main network
- Generator
- No source
- Solar alternative
- No information

Fuel Prices (SYP)*

- B** Butane (cannister)
- C** Coal (1kg)
- D** Diesel (1 litre)
- F** Firewood (tonne)

NFI Prices (SYP)*

- Cement (50kg)
- Floor mat (3*4m)
- Plastic tarpaulin (1m²)
- Tent (5 persons)

NA: not available for purchase

Shelter

- Most common shelter
- Independent apartment or house
 - Shared apartment or house
 - Unfinished apartment or house
 - Tent
 - Private space not for shelter
 - Cave/natural shelter
 - Collective public space not for shelter
 - No IDPs
 - No information
- Min - Max: rent paid per room (where known)

Ghizlaniyyeh

NDPs IDPs

1400 - 1800 SYP

Livelihoods

Most common source of income

Ghizlaniyyeh

Daily employment
Business/trade

Most common strategies used to cope with lack of income / resources

Borrowing from family/friends
High risk/illegal work
Selling household assets

Ghizlaniyyeh

Burning clothes
Burning plastics
Burning waste

Most common strategies used to cope with a lack of fuel

Ghizlaniyyeh, Rural Damascus Governorate

May 2017

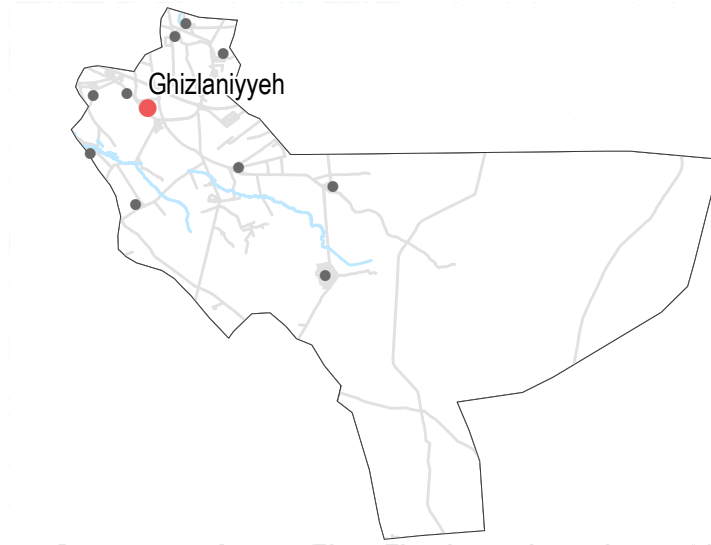
WASH

- Most common water source
- Status of water source
 - Water is safe to drink
 - Water tastes/smells bad
 - People sick after drinking
 - No information
- Sufficiency of available water to meet household needs
 - Sufficient
 - Insufficient
 - No information
- Most common method of garbage disposal

Ghizlaniyyeh

- Network
- Disposed at designated site

• 1/11 communities assessed: Ghizlaniyyeh



Food Security

Ghizlaniyyeh

- Bread: 50 SYP
- Rice: 550 SYP
- Lentils: 500 SYP
- Sugar: 428 SYP
- Cooking oil: 1750 SYP
- Private bakeries
- No difficulties reported
- 0

Main challenges to obtaining food

- No challenges
- Some foods unavailable
- Local production decreased
- Lack of access to markets
- Some foods expensive
- Lack of resources to buy food
- Lack of access to fuel
- Cooking fuel unavailable
- No information

Bread (public): 1 pack
 Rice: 1kg
 Lentils: 1 kg
 Sugar: 1kg
 Cooking oil: 1 litre

Access to bread

- Most common source of bread
- Most common barriers to accessing bread
- Number of days, per month, where bread from private bakeries was unavailable

Education

- Status of primary schools in village
 - Functioning
 - Not functioning
 - Not available
 - No information
- Barriers to accessing education services

Ghizlaniyyeh

Most children accessed education

Health

- Most common health problems

Diarrhoea
 Chronic disease

- Most common barriers to accessing healthcare

High cost of transportation
 Lack of transportation
 Services are too expensive

Ghizlaniyyeh

Hajar Aswad, Rural Damascus Governorate

May 2017

Displacement

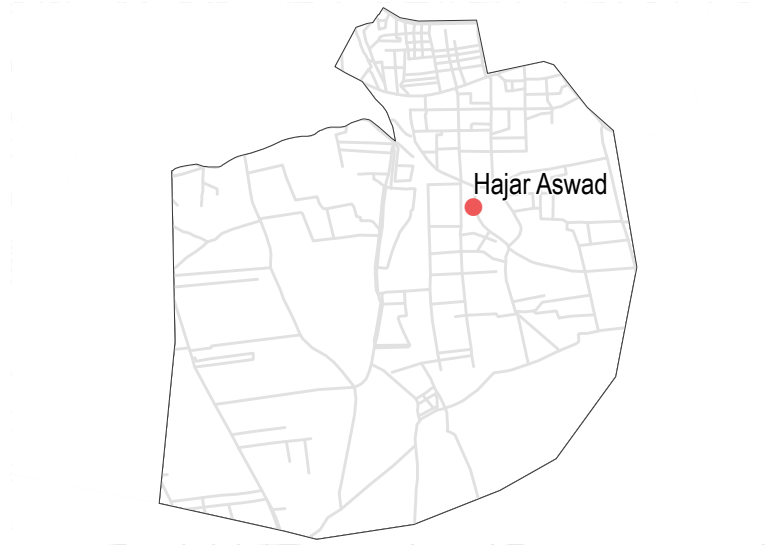
- % of pre-conflict population remaining
- % of population that are female
- % of female-headed households
- IDPs living in village
- New IDP arrivals
- Returnees

Hajar Aswad

1-25% 26-50% 1-25%

Yes No Yes

• 1/1 communities assessed: Hajar Aswad



NFIs

Hajar Aswad

- B** 3200 1600
- C** NA NA
- D** 500 NA
- F** NA NA

- Most common electricity source
- Main network
 - Generator
 - No source
 - Solar alternative
 - No information
- Fuel Prices (SYP)*
- B** Butane (cannister)
 - C** Coal (1kg)
 - D** Diesel (1 litre)
 - F** Firewood (tonne)
- NFI Prices (SYP)*
- Cement (50kg)
 - Floor mat (3*4m)
 - Plastic tarpaulin (1m²)
 - Tent (5 persons)
- NA: not available for purchase

Shelter

- Most common shelter
- Independent apartment or house
 - Shared apartment or house
 - Unfinished apartment or house
 - Tent
 - Private space not for shelter
 - Cave/natural shelter
 - Collective public space not for shelter
 - No IDPs
 - No information
- Min - Max: rent paid per room (where known)

Hajar Aswad

NDPs IDPs

No info

Livelihoods

Most common source of income

Hajar Aswad

Daily employment
Sale of household assets
Farm owning

Most common strategies used to cope with lack of income / resources

Children sent to work/beg
Reducing meal size
Spending days without eating

Hajar Aswad

- Burning clothes
- Burning plastics
- Burning waste

Most common strategies used to cope with a lack of fuel

Hajar Aswad, Rural Damascus Governorate

May 2017

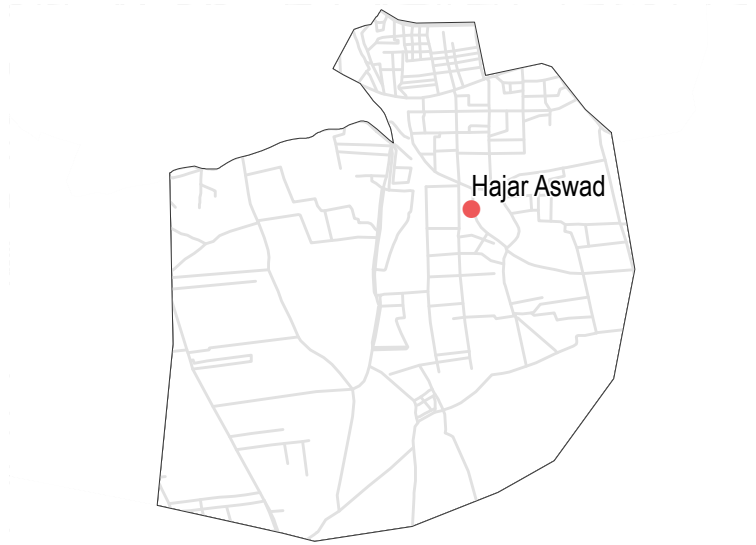
WASH

- Most common water source
- Status of water source
 - Water is safe to drink
 - Water tastes/smells bad
 - People sick after drinking
 - No information
- Sufficiency of available water to meet household needs
 - Sufficient
 - Insufficient
 - No information
- Most common method of garbage disposal

Hajar Aswad

- Closed well
- Buried / burned

• 1/1 communities assessed: Hajar Aswad



Food Security

Hajar Aswad

- Bread: no info
- Rice: 350 SYP
- Lentils: 250 SYP
- Sugar: 400 SYP
- Cooking oil: 700 SYP
- Private bakeries
- No difficulties reported
- 0

Main challenges to obtaining food

- No challenges
- Some foods unavailable
- Local production decreased
- Lack of access to markets
- Some foods expensive
- Lack of resources to buy food
- Lack of access to fuel
- Cooking fuel unavailable
- No information

Bread (public): 1 pack
 Rice: 1kg
 Lentils: 1 kg
 Sugar: 1kg
 Cooking oil: 1 litre

Access to bread

- Most common source of bread
- Most common barriers to accessing bread
- Number of days, per month, where bread from private bakeries was unavailable

Education

- Status of primary schools in village
 - Functioning
 - Not functioning
 - Not available
 - No information
- Barriers to accessing education services

Hajar Aswad

Most children accessed education

Health

- Most common health problems
 - Chronic disease
 - Injuries
 - Severe diseases affecting those aged less than 5
- Most common barriers to accessing healthcare
 - No facilities in the area

Hajar Aswad

Harasta, Rural Damascus Governorate

May 2017

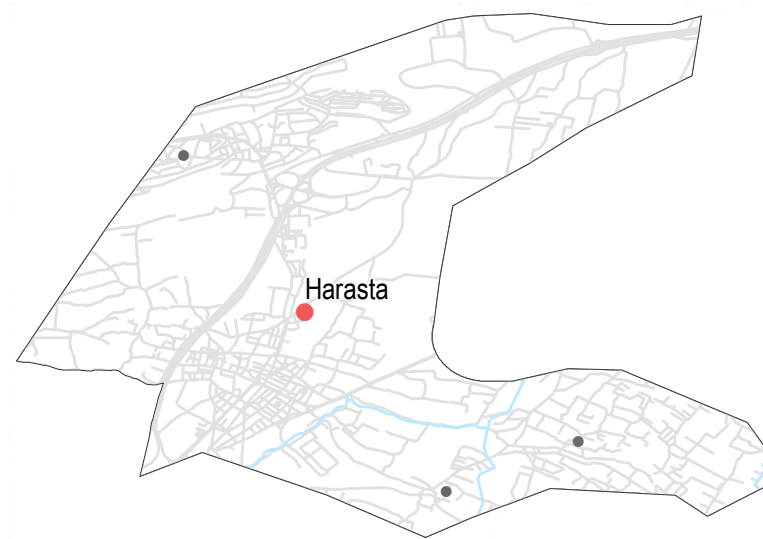
Displacement

- % of pre-conflict population remaining
- % of population that are female
- % of female-headed households
- IDPs living in village
- New IDP arrivals
- Returnees

Harasta

- 1-25%
- 51-75%
- 1-25%
- Yes
- No
- Yes

• 3/4 communities assessed: Harasta



NFIs

Harasta

- B** NA 1600
- C** NA NA
- D** 1900 NA
- F** 200000 NA

Most common electricity source

- Main network
- Generator
- No source
- Solar alternative
- No information

Fuel Prices (SYP)*

- B** Butane (cannister)
- C** Coal (1kg)
- D** Diesel (1 litre)
- F** Firewood (tonne)

NFI Prices (SYP)*

- Cement (50kg)
- Floor mat (3*4m)
- Plastic tarpaulin (1m²)
- Tent (5 persons)

NA: not available for purchase

Shelter

- Independent apartment or house
 - Shared apartment or house
 - Unfinished apartment or house
 - Tent
 - Private space not for shelter
 - Cave/natural shelter
 - Collective public space not for shelter
 - No IDPs
 - No information
- Min - Max: rent paid per room (where known)

Harasta

- NDPs
- IDPs
- 500 - 2000 SYP

Livelihoods

Most common source of income

- Harasta**
- Daily employment
 - Farm owning

Most common strategies used to cope with lack of income / resources

- Borrowing from family/friends
- Skipping meals
- Reducing meal size

Harasta

- Burning productive assets
- Burning clothes
- Burning plastics

Most common strategies used to cope with a lack of fuel

Harasta, Rural Damascus Governorate

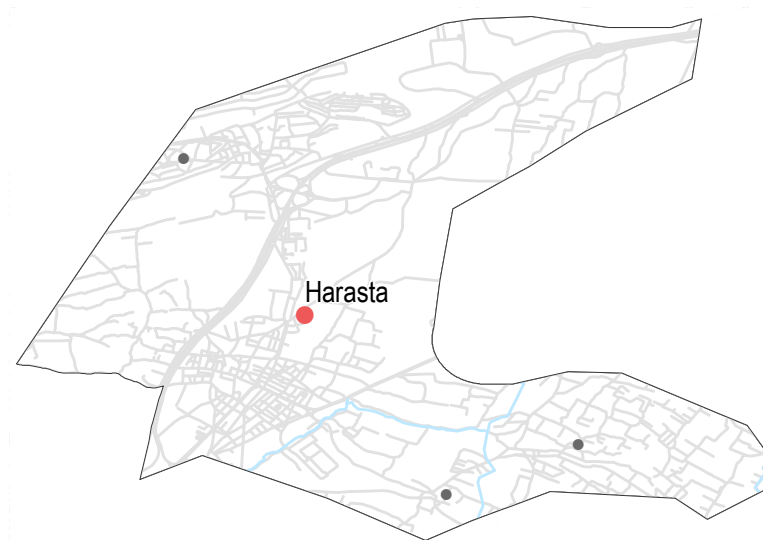
May 2017

WASH

- Most common water source
- Status of water source
- Water is safe to drink
 - Water tastes/smells bad
 - People sick after drinking
 - No information
- Sufficiency of available water to meet household needs
- Sufficient
 - Insufficient
 - No information
- Most common method of garbage disposal

- Harasta**
- Water trucking
 - Public free collection

• 3/4 communities assessed: Harasta



Food Security

Harasta

- Bread: no info
- Rice: 1800 SYP
- Lentils: 850 SYP
- Sugar: 3000 SYP
- Cooking oil: 2700 SYP
- Shops
- No difficulties reported
- Private bakeries unavailable

Main challenges to obtaining food

- No challenges
- Some foods unavailable
- Local production decreased
- Lack of access to markets
- Some foods expensive
- Lack of resources to buy food
- Lack of access to fuel
- Cooking fuel unavailable
- No information
- Bread (public): 1 pack
- Rice: 1kg
- Lentils: 1 kg
- Sugar: 1kg
- Cooking oil: 1 litre

Access to bread

- Most common source of bread
- Most common barriers to accessing bread
- Number of days, per month, where bread from private bakeries was unavailable

Education

- Status of primary schools in village
- Functioning
 - Not functioning
 - Not available
 - No information
- Barriers to accessing education services

- Harasta**
- Some facilities destroyed
 - Unsafe route to services

Health

- Harasta**
- Most common health problems
 - Communicable diseases
 - Chronic disease
 - Injuries
 - Most common barriers to accessing healthcare
 - No facilities in the area

Kafr Batna 1/2, Rural Damascus Governorate

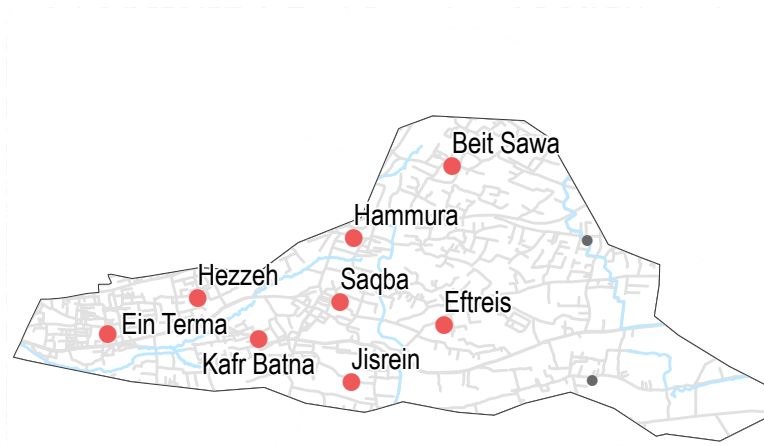
May 2017

Displacement

- % of pre-conflict population remaining
- % of population that are female
- % of female-headed households
- IDPs living in village
- New IDP arrivals
- Returnees

Community	% of pre-conflict population remaining	% of population that are female	% of female-headed households	IDPs living in village	New IDP arrivals	Returnees
Beit Sawa	1-25%	26-50%	1-25%	Yes	No	No
Eftreis	1-25%	26-50%	1-25%	Yes	No	No
Ein Terma	1-25%	1-25%	1-25%	Yes	No	No
Hammura	26-50%	26-50%	1-25%	Yes	No	No
Hezzeh	26-50%	51-75%	1-25%	Yes	No	No

8/8 communities assessed (3 communities are shown on the next factsheet): Beit Sawa, Eftreis, Ein Terma, Hammura, Hezzeh



NFIs

Community	B	C	D	F
Beit Sawa	NA	2200	5000	1100
Hammura	NA	NA	1900	200000
Eftreis	NA	NA	NA	NA
Hezzeh	NA	NA	2000	225000
Ein Terma	NA	NA	1900	200000

- Most common electricity source
- Main network
 - Generator
 - No source
 - Solar alternative
 - No information
- Fuel Prices (SYP)*
- B** Butane (cannister)
 - C** Coal (1kg)
 - D** Diesel (1 litre)
 - F** Firewood (tonne)
- NFI Prices (SYP)*
- Cement (50kg)
 - Floor mat (3*4m)
 - Plastic tarpaulin (1m²)
 - Tent (5 persons)
- NA: not available for purchase

Shelter

- Most common shelter
- Independent apartment or house
 - Shared apartment or house
 - Unfinished apartment or house
 - Tent
 - Private space not for shelter
 - Cave/natural shelter
 - Collective public space not for shelter
 - No IDPs
 - No information
- Min - Max: rent paid per room (where known)

Community	NDPs	IDPs
Beit Sawa		
Hammura		
Eftreis		
Hezzeh		
Ein Terma		

Livelihoods

Community	Most common source of income	Most common strategies used to cope with lack of income / resources
Beit Sawa	Stable employment Business/trade Support from family/friends	Borrowing from family/friends Reducing meal size
Eftreis	Stable employment Business/trade Remittances	Borrowing from family/friends Reducing meal size
Ein Terma	Stable employment	Borrowing from family/friends High risk/illegal work Selling household assets
Hammura	Farm owning Business/trade Support from family/friends	Borrowing from family/friends High risk/illegal work Selling household assets
Hezzeh	Stable employment Daily employment Farm owning	Borrowing from family/friends Reducing meal size

Community	Most common strategies used to cope with a lack of fuel
Beit Sawa	No lack of fuel
Eftreis	No lack of fuel
Hammura	No lack of fuel
Ein Terma	No lack of fuel
Hezzeh	No lack of fuel

Kafr Batna 1/2, Rural Damascus Governorate

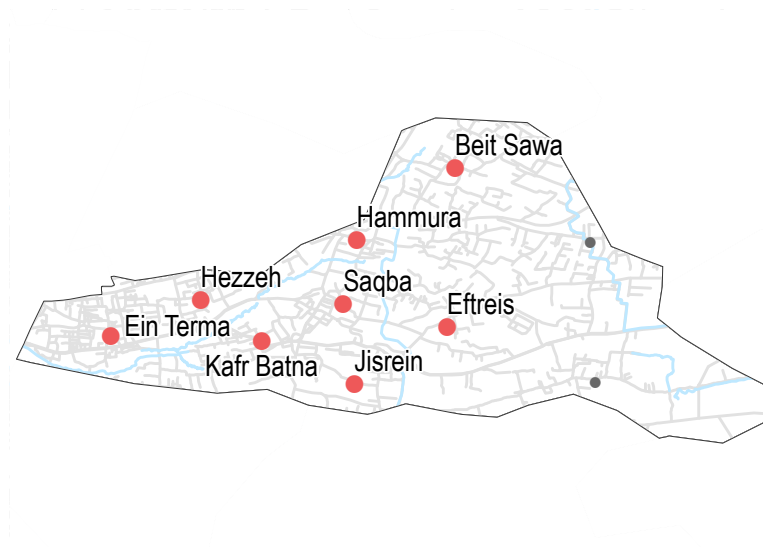
May 2017

WASH

- Most common water source
- Status of water source
 - Water is safe to drink
 - Water tastes/smells bad
 - People sick after drinking
 - No information
- Sufficiency of available water to meet household needs
 - Sufficient
 - Insufficient
 - No information
- Most common method of garbage disposal

- Beit Sawa**
 - Closed well
 - Public free collection
- Eftreis**
 - Closed well
 - Public free collection
- Ein Terma**
 - No info
 - No info
- Hammura**
 - Water trucking
 - Public free collection
- Hezzeh**
 - Closed well
 - Public free collection

8/8 communities assessed (3 communities are shown on the next factsheet): Beit Sawa, Eftreis, Ein Terma, Hammura, Hezzeh



Education

- Status of primary schools in village
 - Functioning
 - Not functioning
 - Not available
 - No information
- Barriers to accessing education services
- Beit Sawa**
 - Most children accessed education
- Ein Terma**
 - Unsafe route to services
 - Other
- Hammura**
 - Some facilities destroyed
 - Unsafe route to services
 - Other
- Hezzeh**
 - Most children accessed education

- Eftreis**
 - Most children accessed education

Health

	Most common health problems	Most common barriers to accessing healthcare
Beit Sawa	Communicable diseases Injuries Acute respiratory infections	Services are too expensive
Eftreis	Communicable diseases Injuries Malnutrition	No facilities in the area High cost of transportation Services are too expensive
Ein Terma	Communicable diseases Chronic disease Injuries	No facilities in the area High cost of transportation Services are too expensive
Hammura	Communicable diseases Chronic disease Injuries	No facilities in the area Old age Services are too expensive
Hezzeh	Communicable diseases Acute respiratory infections Malnutrition	No facilities in the area Lack of transportation

Food Security

- Beit Sawa**
 - Bread: no info
 - Rice: 1850 SYP
 - Lentils: 950 SYP
 - Sugar: 2900 SYP
 - Cooking oil: 2600 SYP
 - Public bakeries
 - No difficulties reported
 - 0
- Eftreis**
 - Bread: no info
 - Rice: 1850 SYP
 - Lentils: 950 SYP
 - Sugar: 2900 SYP
 - Cooking oil: 2600 SYP
 - Shops
 - No difficulties reported
 - Private bakeries unavailable
- Ein Terma**
 - Bread: no info
 - Rice: 1800 SYP
 - Lentils: 850 SYP
 - Sugar: 3000 SYP
 - Cooking oil: 2700 SYP
 - Shops
 - No difficulties reported
 - Private bakeries unavailable
- Hammura**
 - Bread: no info
 - Rice: 1800 SYP
 - Lentils: 850 SYP
 - Sugar: 3000 SYP
 - Cooking oil: 2700 SYP
 - Bread is not available
 - Bread unavailable in markets
 - Private bakeries unavailable
- Hezzeh**
 - Bread: no info
 - Rice: 1850 SYP
 - Lentils: 950 SYP
 - Sugar: 2900 SYP
 - Cooking oil: 2600 SYP
 - Shops
 - No difficulties reported
 - Private bakeries unavailable

- Main challenges to obtaining food
 - No challenges
 - Some foods unavailable
 - Local production decreased
 - Lack of access to markets
 - Some foods expensive
 - Lack of resources to buy food
 - Lack of access to fuel
 - Cooking fuel unavailable
 - No information
- Bread (public): 1 pack
- Rice: 1kg
- Lentils: 1kg
- Sugar: 1kg
- Cooking oil: 1 litre
- Access to bread
 - Most common source of bread
 - Most common barriers to accessing bread
 - Number of days, per month, where bread from private bakeries was unavailable

Kafr Batna 2/2, Rural Damascus Governorate

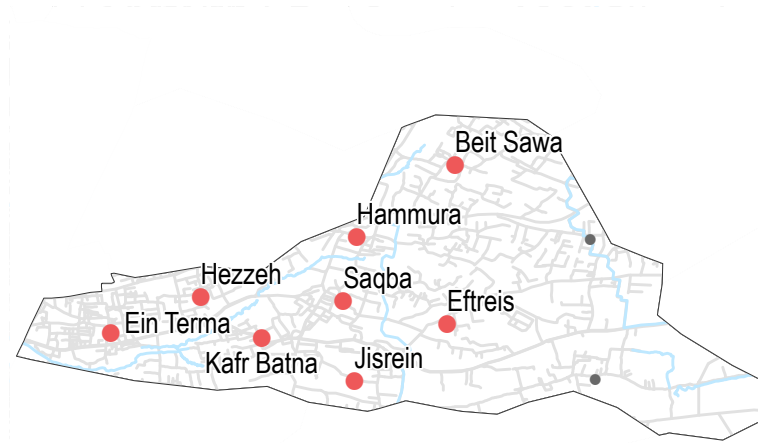
May 2017

Displacement

- % of pre-conflict population remaining
- % of population that are female
- % of female-headed households
- IDPs living in village
- New IDP arrivals
- Returnees

Jisrein		
51-75%	26-50%	1-25%
Yes	No	No
Kafr Batna		
26-50%	1-25%	1-25%
Yes	No	No
Saqba		
26-50%	26-50%	1-25%
Yes	No	Yes

• 8/8 communities assessed (5 communities are shown on the previous factsheet): Jisrein, Kafr Batna, Saqba



Shelter

- Independent apartment or house
- Shared apartment or house
- Unfinished apartment or house
- Tent
- Private space not for shelter
- Cave/natural shelter
- Collective public space not for shelter
- No IDPs
- No information
- Min - Max: rent paid per room (where known)

Jisrein	
NDPs	IDPs
750 - 1500 SYP	
Kafr Batna	
NDPs	IDPs
1300 - 1500 SYP	
Saqba	
NDPs	IDPs
1500 - 3500 SYP	

Livelihoods

	Most common source of income	Most common strategies used to cope with lack of income / resources
Jisrein	Farm owning Business/trade Remittances	Borrowing from family/friends High risk/illegal work Skipping meals
Kafr Batna	Stable employment Business/trade	Borrowing from family/friends Reducing meal size
Saqba	Stable employment Farm owning Remittances	Borrowing from family/friends High risk/illegal work Selling household assets

NFIs

Jisrein	
B NA	NA
C NA	NA
D 1900	NA
F 200000	NA
Kafr Batna	
B NA	NA
C NA	NA
D 2000	NA
F 200000	NA
Saqba	
B NA	NA
C NA	NA
D 1900	NA
F 200000	NA

- Jisrein**
No lack of fuel
- Kafr Batna**
No lack of fuel
- Saqba**
No lack of fuel

- Most common electricity source
- Main network
 - Generator
 - No source
 - Solar alternative
 - No information
- Fuel Prices (SYP)*
- B** Butane (cannister)
 - C** Coal (1kg)
 - D** Diesel (1 litre)
 - F** Firewood (tonne)
- NFI Prices (SYP)*
- Cement (50kg)
 - Floor mat (3*4m)
 - Plastic tarpaulin (1m²)
 - Tent (5 persons)
- NA: not available for purchase

- Most common strategies used to cope with a lack of fuel

Kafr Batna 2/2, Rural Damascus Governorate

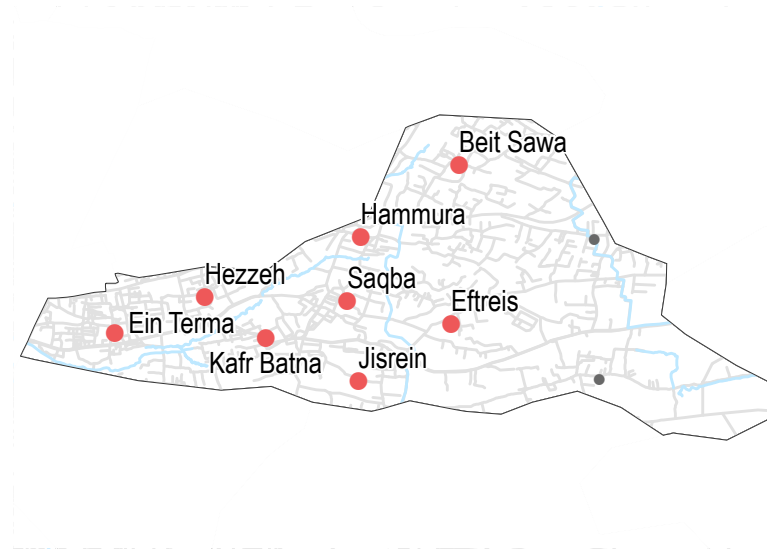
May 2017

WASH

- Most common water source**
- Water is safe to drink
 - Water tastes/smells bad
 - People sick after drinking
 - No information
- Sufficiency of available water to meet household needs**
- Sufficient
 - Insufficient
 - No information
- Most common method of garbage disposal**
- Public free collection

- Jisrein**
- Water trucking
 - Public free collection
- Kafr Batna**
- Closed well
 - Public free collection
- Saqba**
- Water trucking
 - Public free collection

8/8 communities assessed (5 communities are shown on the previous factsheet): Jisrein, Kafr Batna, Saqba



Education

- Status of primary schools in village**
- Functioning
 - Not functioning
 - Not available
 - No information
- Barriers to accessing education services**
- No information

Saqba
Unsafe route to services

Jisrein
Unsafe route to services

Kafr Batna
Most children accessed education

Health

- Most common health problems**
- Most common barriers to accessing healthcare**

Community	Most common health problems	Most common barriers to accessing healthcare
Jisrein	Communicable diseases Chronic disease Injuries	No facilities in the area Security concerns around travel Services are too expensive
Kafr Batna	Communicable diseases Injuries Malnutrition	No facilities in the area High cost of transportation
Saqba	Communicable diseases Chronic disease Injuries	Security concerns around travel High cost of transportation

Food Security

Jisrein

- Bread: no info
- Rice: 1800 SYP
- Lentils: 850 SYP
- Sugar: 3000 SYP
- Cooking oil: 2700 SYP
- Public bakeries
- No difficulties reported
- Private bakeries unavailable

Kafr Batna

- Bread: no info
- Rice: 1850 SYP
- Lentils: 950 SYP
- Sugar: 2900 SYP
- Cooking oil: 2600 SYP
- Shops
- No difficulties reported
- Private bakeries unavailable

Saqba

- Bread: no info
- Rice: 1800 SYP
- Lentils: 850 SYP
- Sugar: 3000 SYP
- Cooking oil: 2700 SYP
- Private bakeries
- No difficulties reported
- 1 to 10

Main challenges to obtaining food

- No challenges
- Some foods unavailable
- Local production decreased
- Lack of access to markets
- Some foods expensive
- Lack of resources to buy food
- Lack of access to fuel
- Cooking fuel unavailable
- No information

Bread (public): 1 pack
Rice: 1kg
Lentils: 1kg
Sugar: 1kg
Cooking oil: 1 litre

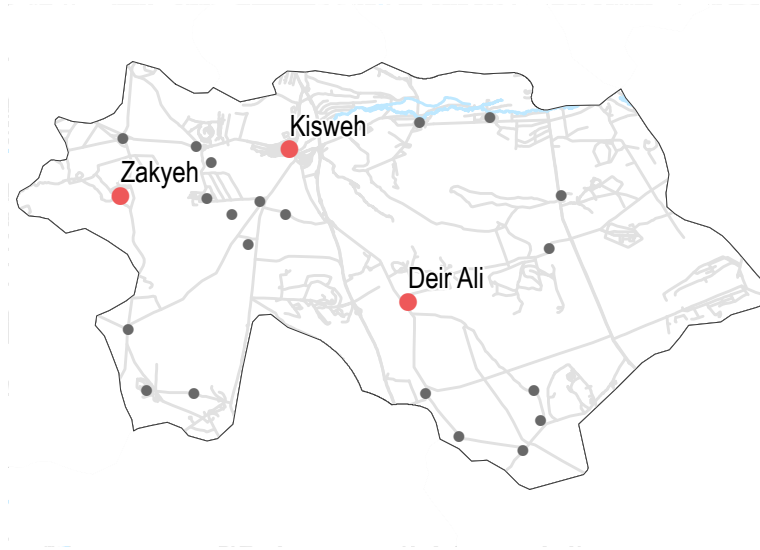
- Access to bread**
- Most common source of bread
 - Most common barriers to accessing bread
 - Number of days, per month, where bread from private bakeries was unavailable

Displacement

- % of pre-conflict population remaining
- % of population that are female
- % of female-headed households
- IDPs living in village
- New IDP arrivals
- Returnees

Deir Ali					
76-100%	51-75%	1-25%	Yes	No	No
Kisweh					
76-100%	26-50%	1-25%	Yes	No	No
Zakyeh					
76-100%	51-75%	1-25%	Yes	No	No

• 3/23 communities assessed: Deir Ali, Kisweh, Zakyeh



Shelter

- Independent apartment or house
- Shared apartment or house
- Unfinished apartment or house
- Tent
- Private space not for shelter
- Cave/natural shelter
- Collective public space not for shelter
- No IDPs
- No information
- Min - Max: rent paid per room (where known)

Deir Ali	
NDPs	IDPs
1400 - 1900 SYP	
Kisweh	
NDPs	IDPs
5500 - 7000 SYP	
Zakyeh	
NDPs	IDPs
2500 - 5000 SYP	

Livelihoods

	Most common source of income	Most common strategies used to cope with lack of income / resources
Deir Ali	Daily employment Business/trade Remittances	Borrowing from family/friends High risk/illegal work Selling household assets
Kisweh	Support from family/friends Remittances Savings	Children sent to work/beg Borrowing from family/friends Reducing meal size
Zakyeh	Stable employment Farm owning Remittances	Children sent to work/beg Borrowing from family/friends High risk/illegal work

NFIs

Deir Ali	
B 3000	3500
C 450	8000
D 210	3000
F NA	NA
Kisweh	
B 2850	NA
C 450	NA
D 350	NA
F NA	NA
Zakyeh	
B 3000	2500
C 400	NA
D 400	650
F NA	NA

- Most common electricity source
- Main network
 - Generator
 - No source
 - Solar alternative
 - No information
- Fuel Prices (SYP)*
- B** Butane (cannister)
 - C** Coal (1kg)
 - D** Diesel (1 litre)
 - F** Firewood (tonne)
- NFI Prices (SYP)*
- Cement (50kg)
 - Floor mat (3*4m)
 - Plastic tarpaulin (1m²)
 - Tent (5 persons)
- NA: not available for purchase

Deir Ali
No lack of fuel

Kisweh
Burning furniture not in use
Burning plastics

Zakyeh
No lack of fuel

Most common strategies used to cope with a lack of fuel

WASH

Most common water source

Status of water source

- Water is safe to drink
- Water tastes/smells bad
- People sick after drinking
- No information

Sufficiency of available water to meet household needs

- Sufficient
- Insufficient
- No information

Most common method of garbage disposal

Deir Ali

- Network
- Disposed at designated site

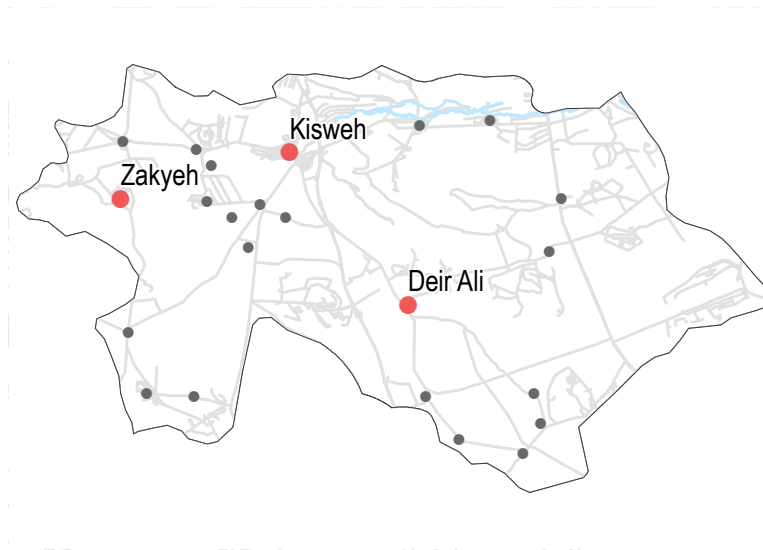
Kisweh

- No consensus
- Public free collection

Zakyeh

- Closed well
- Public free collection

• 3/23 communities assessed: Deir Ali, Kisweh, Zakyeh



Education

Status of primary schools in village

- Functioning
- Not functioning
- Not available
- No information

Barriers to accessing education services

Deir Ali

Most children accessed education

Zakyeh

Most children accessed education

Kisweh

Most children accessed education

Health

	Most common health problems	Most common barriers to accessing healthcare
Deir Ali	Diarrhoea Communicable diseases Chronic disease	No facilities in the area High cost of transportation
Kisweh	Diarrhoea Chronic disease Pregnancy related diseases	Security concerns around travel Security concerns around entering facilities
Zakyeh	Chronic disease Maternal health issues Severe diseases affecting those aged less than 5	No difficulties reported

Food Security

Deir Ali

- Bread: 50 SYP
- Rice: 550 SYP
- Lentils: 500 SYP
- Sugar: 425 SYP
- Cooking oil: 1750 SYP

- Shops
- No difficulties reported
- Private bakeries unavailable

Kisweh

- Bread: 65 SYP
- Rice: 520 SYP
- Lentils: 550 SYP
- Sugar: 450 SYP
- Cooking oil: 700 SYP

- Private bakeries
- No difficulties reported
- 1 to 10

Zakyeh

- Bread: no info
- Rice: 550 SYP
- Lentils: 450 SYP
- Sugar: 500 SYP
- Cooking oil: 700 SYP

- Private bakeries
- No difficulties reported
- 1 to 10

Main challenges to obtaining food

- No challenges
- Some foods unavailable
- Local production decreased
- Lack of access to markets
- Some foods expensive
- Lack of resources to buy food
- Lack of access to fuel
- Cooking fuel unavailable
- No information

Bread (public): 1 pack
 Rice: 1kg
 Lentils: 1kg
 Sugar: 1kg
 Cooking oil: 1 litre

Access to bread

- Most common source of bread
- Most common barriers to accessing bread
- Number of days, per month, where bread from private bakeries was unavailable

Madaya, Rural Damascus Governorate

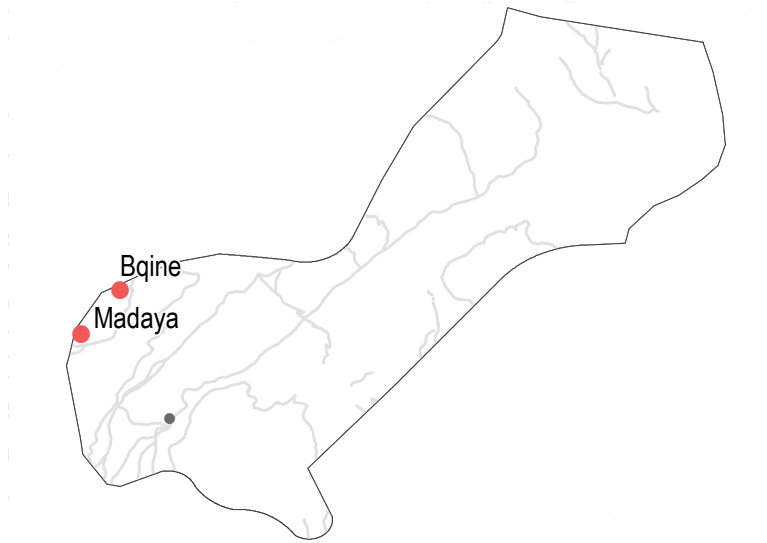
May 2017

Displacement

- % of pre-conflict population remaining
- % of population that are female
- % of female-headed households
- IDPs living in village
- New IDP arrivals
- Returnees

Bqine		
26-50%	26-50%	1-25%
Yes	No	No
Madaya		
51-75%	26-50%	1-25%
Yes	No	No

• 2/3 communities assessed: Bqine, Madaya



NFIs

Bqine	
B NA	NA
C 400	10500
D NA	1500
F NA	75000
Madaya	
B NA	3600
C NA	7500
D NA	3500
F NA	NA

- Most common electricity source
- Main network
 - Generator
 - No source
 - Solar alternative
 - No information
- Fuel Prices (SYP)*
- B** Butane (cannister)
 - C** Coal (1kg)
 - D** Diesel (1 litre)
 - F** Firewood (tonne)
- NFI Prices (SYP)*
- Cement (50kg)
 - Floor mat (3*4m)
 - Plastic tarpaulin (1m²)
 - Tent (5 persons)
- NA: not available for purchase

Shelter

- Most common shelter
- Independent apartment or house
 - Shared apartment or house
 - Unfinished apartment or house
 - Tent
 - Private space not for shelter
 - Cave/natural shelter
 - Collective public space not for shelter
 - No IDPs
 - No information
- Min - Max: rent paid per room (where known)

Bqine	
NDPs	IDPs
No info	
Madaya	
NDPs	IDPs
No info	

Livelihoods

	Most common source of income	Most common strategies used to cope with lack of income / resources
Bqine	Daily employment Farm owning Business/trade	Borrowing from family/friends Reducing meal size Spending days without eating
Madaya	Farm owning Business/trade Support from family/friends	Skipping meals Reducing meal size

Bqine
No lack of fuel

Madaya
No lack of fuel

Most common strategies used to cope with a lack of fuel

Madaya, Rural Damascus Governorate

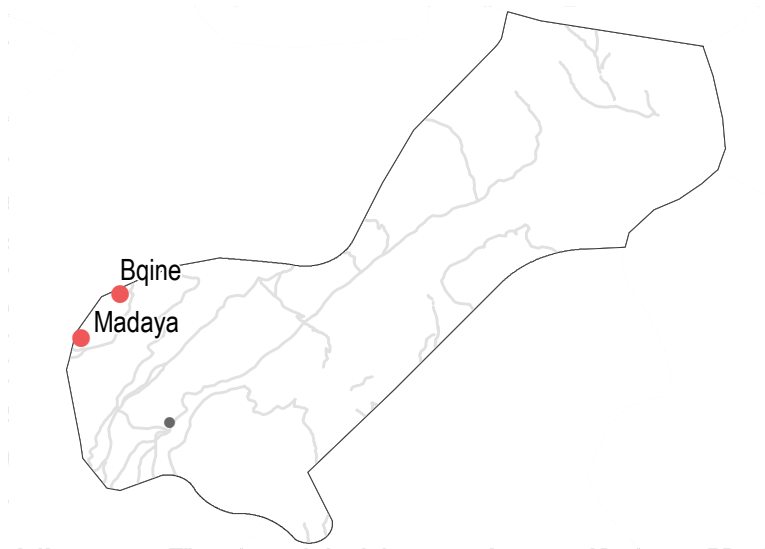
May 2017

WASH

- Most common water source
- Status of water source
 - Water is safe to drink
 - Water tastes/smells bad
 - People sick after drinking
 - No information
- Sufficiency of available water to meet household needs
 - Sufficient
 - Insufficient
 - No information
- Most common method of garbage disposal

- Bqine**
- Closed well
 - Buried / burned
- Madaya**
- Closed well
 - Buried / burned

• 2/3 communities assessed: Bqine, Madaya



Education

- Status of primary schools in village
 - Functioning
 - Not functioning
 - Not available
 - No information
- Barriers to accessing education services

Bqine

- Lack of teaching staff
- Lack of school supplies

Madaya

- Lack of teaching staff
- Lack of school supplies
- Unsafe route to services

Health

	Most common health problems	Most common barriers to accessing healthcare
Bqine	Diarrhoea Injuries Malnutrition	No difficulties reported
Madaya	Disabilities Chronic disease Injuries	No facilities in the area High cost of transportation

Food Security

Bqine

- Private bakeries
- No difficulties reported
- 0

Madaya

- Shops
- Yeast not always available
- Flour not always available
- Wheat not always available
- Private bakeries unavailable

Main challenges to obtaining food

- No challenges
- Some foods unavailable
- Local production decreased
- Lack of access to markets
- Some foods expensive
- Lack of resources to buy food
- Lack of access to fuel
- Cooking fuel unavailable
- No information

Bread (public): 1 pack
Rice: 1kg
Lentils: 1 kg
Sugar: 1kg
Cooking oil: 1 litre

Access to bread

- Most common source of bread
- Most common barriers to accessing bread
- Number of days, per month, where bread from private bakeries was unavailable

Markaz Darayya, Rural Damascus Governorate

May 2017

Displacement

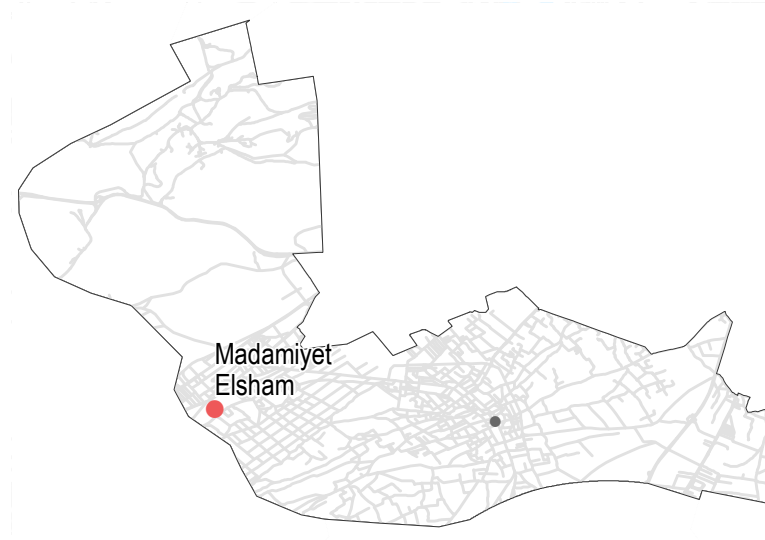
- % of pre-conflict population remaining
- % of population that are female
- % of female-headed households
- IDPs living in village
- New IDP arrivals
- Returnees

Madamiyet Elsham

1-25% 51-75% 51-75%

Yes No No

• 1/2 communities assessed: Madamiyet Elsham



NFIs

Madamiyet Elsham

- B** 3000 3000
- C** 400 NA
- D** 400 NA
- F** NA NA

- Most common electricity source
- Main network
 - Generator
 - No source
 - Solar alternative
 - No information
- Fuel Prices (SYP)*
- B** Butane (cannister)
 - C** Coal (1kg)
 - D** Diesel (1 litre)
 - F** Firewood (tonne)
- NFI Prices (SYP)*
- Cement (50kg)
 - Floor mat (3*4m)
 - Plastic tarpaulin (1m²)
 - Tent (5 persons)
- NA: not available for purchase

Shelter

- Most common shelter
- Independent apartment or house
 - Shared apartment or house
 - Unfinished apartment or house
 - Tent
 - Private space not for shelter
 - Cave/natural shelter
 - Collective public space not for shelter
 - No IDPs
 - No information
- Min - Max: rent paid per room (where known)

Madamiyet Elsham

NDPs IDPs

2500 - 5000 SYP

Livelihoods

Most common source of income

Madamiyet Elsham

- Daily employment
- Business/trade
- Remittances

Most common strategies used to cope with lack of income / resources

Borrowing from family/friends

Madamiyet Elsham

- Cutting trees
- Burning furniture not in use
- Burning plastics

Most common strategies used to cope with a lack of fuel

Markaz Darayya, Rural Damascus Governorate

May 2017

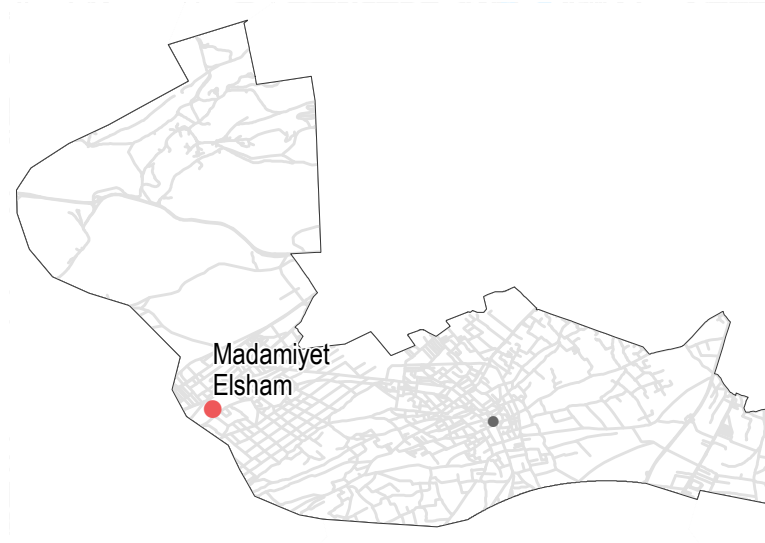
WASH

- Most common water source
- Status of water source
 - Water is safe to drink
 - Water tastes/smells bad
 - People sick after drinking
 - No information
- Sufficiency of available water to meet household needs
 - Sufficient
 - Insufficient
 - No information
- Most common method of garbage disposal

Madamiyet Elsham

- Network
- Public free collection

• 1/2 communities assessed: Madamiyet Elsham



Food Security

Madamiyet Elsham

- Bread: no info
- Rice: 550 SYP
- Lentils: 500 SYP
- Sugar: 500 SYP
- Cooking oil: 900 SYP
- Private bakeries
- No difficulties reported

Main challenges to obtaining food

- No challenges
- Some foods unavailable
- Local production decreased
- Lack of access to markets
- Some foods expensive
- Lack of resources to buy food
- Lack of access to fuel
- Cooking fuel unavailable
- No information

Bread (public): 1 pack
Rice: 1kg
Lentils: 1 kg
Sugar: 1kg
Cooking oil: 1 litre

Access to bread

- Most common source of bread
- Most common barriers to accessing bread
- Number of days, per month, where bread from private bakeries was unavailable

Education

- Status of primary schools in village
 - Functioning
 - Not functioning
 - Not available
 - No information
- Barriers to accessing education services

Madamiyet Elsham
Most children accessed education

Health

- Most common health problems
 - Chronic disease
 - Severe diseases affecting those aged less than 5
- Most common barriers to accessing healthcare
 - Security concerns around travel
 - Family not permitting travel
 - Security concerns around entering facilities

Madamiyet Elsham

Nashabiyeh, Rural Damascus Governorate

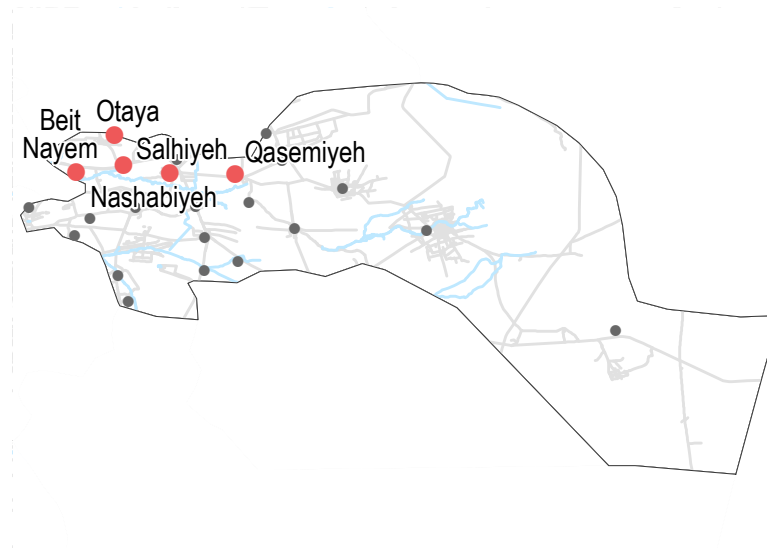
May 2017

Displacement

- % of pre-conflict population remaining
- % of population that are female
- % of female-headed households
- IDPs living in village
- New IDP arrivals
- Returnees

Community	% of pre-conflict population remaining	% of population that are female	% of female-headed households	IDPs living in village	New IDP arrivals	Returnees
Beit Nayem	1-25%	51-75%	1-25%	Yes	No info	No
Nashabiyeh	1-25%	51-75%	26-50%	Yes	No info	No
Otaya	76-100%	26-50%	1-25%	Yes	Yes	No
Qasemiyeh	No	26-50%	1-25%	No info	No info	No info
Salhiyeh	51-75%	51-75%	1-25%	Yes	No	No

• 5/21 communities assessed: Beit Nayem, Nashabiyeh, Otaya, Qasemiyeh, Salhiyeh



Shelter

- Independent apartment or house
- Shared apartment or house
- Unfinished apartment or house
- Tent
- Private space not for shelter
- Cave/natural shelter
- Collective public space not for shelter
- No IDPs
- No information
- Min - Max: rent paid per room (where known)

Community	NDPs	IDPs
Beit Nayem		
Nashabiyeh		
Otaya		
Qasemiyeh		
Salhiyeh		

3000 - 5000 SYP

Livelihoods

- Most common source of income
- Most common strategies used to cope with lack of income / resources

Community	Most common source of income	Most common strategies used to cope with lack of income / resources
Beit Nayem	Stable employment Daily employment Savings	Borrowing from family/friends Reducing meal size
Nashabiyeh	Stable employment Daily employment Farm owning	Borrowing from family/friends
Otaya	Daily employment High risk/illegal work	Reducing meal size
Qasemiyeh	Daily employment Business/trade Remittances	No info
Salhiyeh	Daily employment Farm owning Business/trade	Taking loans/buying on credit Borrowing from family/friends Skipping meals

NFIs

Community	B	C	D	F
Beit Nayem	NA	2500	450	1500
Qasemiyeh	No info	NA	3800	400
Nashabiyeh	NA	NA	335	80000
Salhiyeh	2500	NA	NA	NA
Otaya	NA	2700	800	85000

- Most common electricity source
 - Main network
 - Generator
 - No source
 - Solar alternative
 - No information
- Fuel Prices (SYP)*
 - B** Butane (cannister)
 - C** Coal (1kg)
 - D** Diesel (1 litre)
 - F** Firewood (tonne)
- NFI Prices (SYP)*
 - Cement (50kg)
 - Floor mat (3*4m)
 - Plastic tarpaulin (1m²)
 - Tent (5 persons)
- NA: not available for purchase

Community	Most common strategies used to cope with lack of fuel
Beit Nayem	Cutting trees Burning productive assets Burning plastics
Nashabiyeh	No lack of fuel
Qasemiyeh	Burning productive assets Burning waste
Otaya	No lack of fuel
Salhiyeh	Burning plastics Burning waste

Nashabiyeh, Rural Damascus Governorate

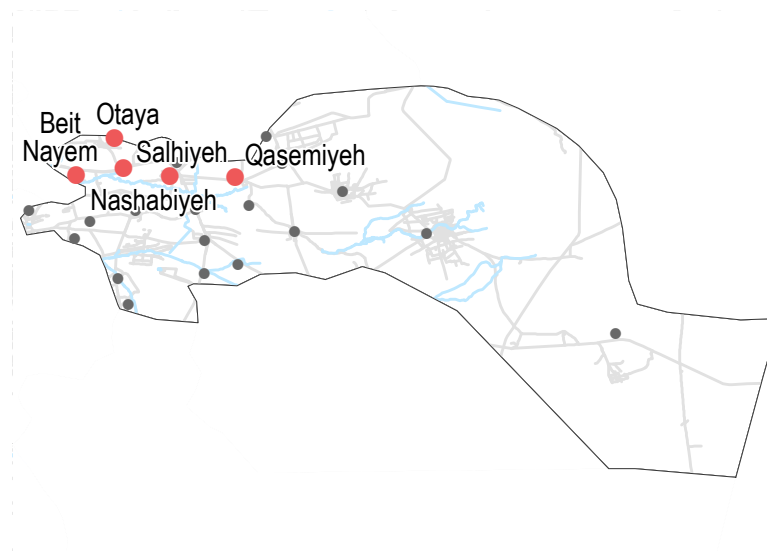
May 2017

WASH

- Most common water source
- Status of water source
 - Water is safe to drink
 - Water tastes/smells bad
 - People sick after drinking
 - No information
- Sufficiency of available water to meet household needs
 - Sufficient
 - Insufficient
 - No information
- Most common method of garbage disposal

- Beit Nayem**
 - Closed well
 - Buried / burned
- Nashabiyeh**
 - Closed well
 - Buried / burned
- Otaya**
 - Open well
 - Disposed at designated site
- Qasemiyeh**
 - No info
 - No info
- Salhiyeh**
 - Network
 - Private paid collection

5/21 communities assessed: Beit Nayem, Nashabiyeh, Otaya, Qasemiyeh, Salhiyeh



Education

- Status of primary schools in village
 - Functioning
 - Not functioning
 - Not available
 - No information
- Barriers to accessing education services

- Otaya**
 - Most children accessed education
- Qasemiyeh**
 - No info
- Salhiyeh**
 - Most children accessed education

Beit Nayem
Some facilities destroyed

Health

- Most common health problems
- Most common barriers to accessing healthcare

Community	Most common health problems	Most common barriers to accessing healthcare
Beit Nayem	Communicable diseases Injuries	No facilities in the area Security concerns around travel Old age
Nashabiyeh	Communicable diseases Acute respiratory infections Malnutrition	Old age Security concerns around entering facilities Services are too expensive
Otaya	Pregnancy related diseases Injuries Acute respiratory infections	Security concerns around travel Old age
Qasemiyeh	No info	No facilities in the area
Salhiyeh	Diarrhoea Chronic disease Acute respiratory infections	No facilities in the area Lack of transportation

Food Security

- Beit Nayem**
 - Bread: no info
 - Rice: 1850 SYP
 - Lentils: 950 SYP
 - Sugar: 2900 SYP
 - Cooking oil: 2600 SYP
 - Shops
 - No difficulties reported
 - Private bakeries unavailable
- Nashabiyeh**
 - Bread: no info
 - Rice: 1850 SYP
 - Lentils: 950 SYP
 - Sugar: 2900 SYP
 - Cooking oil: 2600 SYP
 - Public bakeries
 - No difficulties reported
 - Private bakeries unavailable
- Otaya**
 - Bread: no info
 - Rice: 1200 SYP
 - Lentils: 900 SYP
 - Sugar: 2500 SYP
 - Cooking oil: 1500 SYP
 - Distribution by others
 - No difficulties reported
 - Private bakeries unavailable
- Qasemiyeh**
 - Bread: no info
 - Rice: no info
 - Lentils: no info
 - Sugar: no info
 - Cooking oil: no info
 - Private bakeries
 - No difficulties reported
 - 0
- Salhiyeh**
 - Bread: 60 SYP
 - Rice: 500 SYP
 - Lentils: 400 SYP
 - Sugar: 450 SYP
 - Cooking oil: 600 SYP
 - Shops
 - No difficulties reported
 - Private bakeries unavailable

- Main challenges to obtaining food
 - No challenges
 - Some foods unavailable
 - Local production decreased
 - Lack of access to markets
 - Some foods expensive
 - Lack of resources to buy food
 - Lack of access to fuel
 - Cooking fuel unavailable
 - No information
- Bread (public): 1 pack
- Rice: 1kg
- Lentils: 1kg
- Sugar: 1kg
- Cooking oil: 1 litre
- Access to bread
 - Most common source of bread
 - Most common barriers to accessing bread
 - Number of days, per month, where bread from private bakeries was unavailable

Qatana 1/2, Rural Damascus Governorate

May 2017

Displacement

- % of pre-conflict population remaining
- % of population that are female
- % of female-headed households
- IDPs living in village
- New IDP arrivals
- Returnees

Jddidet Artuz

76-100% 51-75% 26-50%
 Yes No No

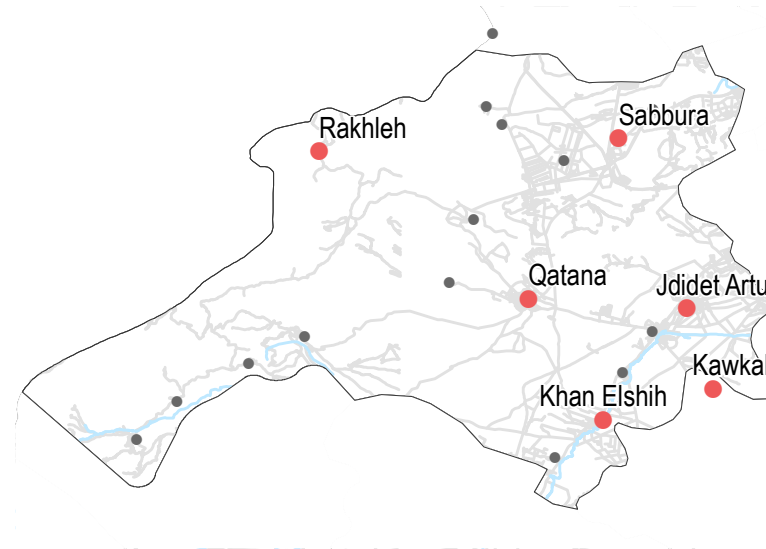
Kawkab

76-100% 51-75% 26-50%
 Yes No No

Khan Elshih

26-50% 26-50% 1-25%
 Yes No No

• 6/20 communities assessed (3 communities are shown on the next factsheet): Jddidet Artuz, Kawkab, Khan Elshih



Shelter

- Independent apartment or house
- Shared apartment or house
- Unfinished apartment or house
- Tent
- Private space not for shelter
- Cave/natural shelter
- Collective public space not for shelter
- No IDPs
- No information
- Min - Max: rent paid per room (where known)

Jddidet Artuz

NDPs IDPs
 2000 - 2500 SYP

Kawkab

NDPs IDPs
 1250 - 2000 SYP

Khan Elshih

NDPs IDPs
 2000 - 2500 SYP

Livelihoods

Most common source of income

Most common strategies used to cope with lack of income / resources

Jddidet Artuz

Daily employment
 Farm owning
 Support from family/friends

Borrowing from family/friends
 High risk/illegal work

Kawkab

Daily employment
 Business/trade
 Support from family/friends

Borrowing from family/friends
 High risk/illegal work
 Selling household assets

Khan Elshih

Daily employment
 Farm owning
 Remittances

Children sent to work/beg

NFIs

Jddidet Artuz

B 3000 2650
C 700 NA
D 210 350
F NA 85000

Kawkab

B 3000 2700
C 650 NA
D 210 350
F NA 80000

Khan Elshih

B 3000 2600
C 650 NA
D 400 350
F NA 85000

Jddidet Artuz

Burning productive assets
 Burning plastics
 Burning waste

Kawkab

Burning productive assets
 Burning plastics
 Burning waste

Khan Elshih

Burning productive assets
 Burning plastics
 Burning waste

Most common electricity source

- Main network
- Generator
- No source
- Solar alternative
- No information

Fuel Prices (SYP)*

- B** Butane (cannister)
- C** Coal (1kg)
- D** Diesel (1 litre)
- F** Firewood (tonne)

NFI Prices (SYP)*

- Cement (50kg)
- Floor mat (3*4m)
- Plastic tarpaulin (1m²)
- Tent (5 persons)

NA: not available for purchase

Most common strategies used to cope with a lack of fuel

Qatana 1/2, Rural Damascus Governorate

May 2017

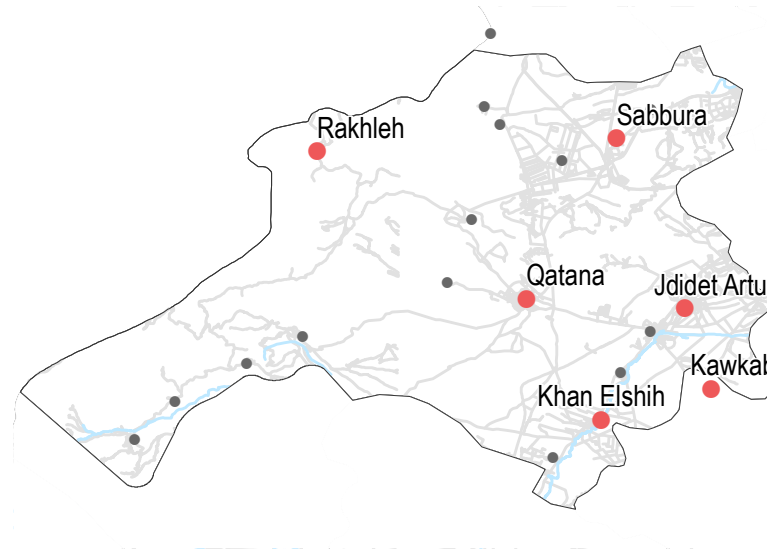
WASH

- Most common water source**
- Status of water source**
- Water is safe to drink
 - Water tastes/smells bad
 - People sick after drinking
 - No information
- Sufficiency of available water to meet household needs**
- Sufficient
 - Insufficient
 - No information
- Most common method of garbage disposal**

Jdidet Artuz

- Network
 - Disposed at designated site
- ### Kawkab
- Network
 - Disposed at designated site
- ### Khan Elshih
- Closed well
 - Public free collection

• 6/20 communities assessed (3 communities are shown on the next factsheet): Jdidet Artuz, Kawkab, Khan Elshih



Education

- Status of primary schools in village**
- Functioning
 - Not functioning
 - Not available
 - No information
- Barriers to accessing education services**
- Jdidet Artuz: Most children accessed education
 - Kawkab: Most children accessed education

Health

	Most common health problems	Most common barriers to accessing healthcare
Jdidet Artuz	Diarrhoea Communicable diseases Chronic disease	High cost of transportation Lack of transportation Disability/Injuries/Illness
Kawkab	Communicable diseases Chronic disease	No difficulties reported
Khan Elshih	Chronic disease Maternal health issues Severe diseases affecting those aged less than 5	No difficulties reported

Food Security

Jdidet Artuz

- Bread: 50 SYP
- Rice: 550 SYP
- Lentils: 500 SYP
- Sugar: 425 SYP
- Cooking oil: 1750 SYP
- Distribution by others
- High price of wheat
- High price of flour
- Insufficient electricity/fuel
- Private bakeries unavailable

Kawkab

- Bread: 50 SYP
- Rice: 500 SYP
- Lentils: 500 SYP
- Sugar: 475 SYP
- Cooking oil: 1750 SYP
- Distribution by others
- High price of wheat
- High price of flour
- Insufficient electricity/fuel
- Private bakeries unavailable

Khan Elshih

- Bread: no info
- Rice: 400 SYP
- Lentils: 300 SYP
- Sugar: 500 SYP
- Cooking oil: 900 SYP
- Distribution by others
- High price of wheat
- High price of flour
- Insufficient electricity/fuel
- Private bakeries unavailable

Main challenges to obtaining food

- No challenges
- Some foods unavailable
- Local production decreased
- Lack of access to markets
- Some foods expensive
- Lack of resources to buy food
- Lack of access to fuel
- Cooking fuel unavailable
- No information
- Bread (public): 1 pack
- Rice: 1kg
- Lentils: 1 kg
- Sugar: 1kg
- Cooking oil: 1 litre
- Access to bread
- Most common source of bread
- Most common barriers to accessing bread
- Number of days, per month, where bread from private bakeries was unavailable

Qatana 2/2, Rural Damascus Governorate

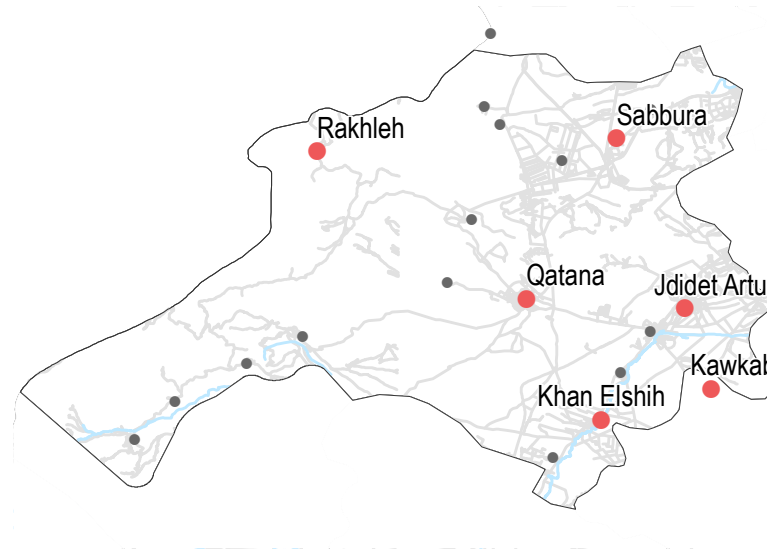
May 2017

Displacement

- % of pre-conflict population remaining
- % of population that are female
- % of female-headed households
- IDPs living in village
- New IDP arrivals
- Returnees

Qatana		
76-100%	51-75%	26-50%
Yes	No	No
Rakhleh		
51-75%	No info	No info
Yes	No info	No info
Sabbura		
76-100%	26-50%	1-25%
Yes	No	No

• 6/20 communities assessed (3 communities are shown on the previous factsheet): Qatana, Rakhleh, Sabbura



Shelter

- Independent apartment or house
- Shared apartment or house
- Unfinished apartment or house
- Tent
- Private space not for shelter
- Cave/natural shelter
- Collective public space not for shelter
- No IDPs
- No information
- Min - Max: rent paid per room (where known)

Qatana	
NDPs	IDPs
1700 - 2000 SYP	
Rakhleh	
NDPs	IDPs
No info	
Sabbura	
NDPs	IDPs
30000 - 35000 SYP	

Livelihoods

	Most common source of income	Most common strategies used to cope with lack of income / resources
Qatana	Stable employment Daily employment Remittances	Borrowing from family/friends Selling household assets
Rakhleh	No info	Children sent to work/beg Taking loans/buying on credit Skipping meals
Sabbura	Daily employment Farm owning Support from family/friends	Children sent to work/beg Taking loans/buying on credit Borrowing from family/friends

NFIs

Qatana	
B 3000	2500
C 350	450
D 210	1500
F NA	75000
Rakhleh	
B 3000	No info
C No info	No info
D 250	No info
F 55000	No info
Sabbura	
B 3000	NA
C NA	NA
D 250	375
F 50000	80000

- Most common electricity source
- Main network
 - Generator
 - No source
 - Solar alternative
 - No information
- Fuel Prices (SYP)*
- B** Butane (cannister)
 - C** Coal (1kg)
 - D** Diesel (1 litre)
 - F** Firewood (tonne)
- NFI Prices (SYP)*
- Cement (50kg)
 - Floor mat (3*4m)
 - Plastic tarpaulin (1m²)
 - Tent (5 persons)
- NA: not available for purchase

- Qatana**
- Cutting trees
 - Burning productive assets
 - Burning plastics
- Rakhleh**
- No info
- Sabbura**
- Burning productive assets
 - Burning plastics
 - Burning waste

- Most common strategies used to cope with a lack of fuel

Qatana 2/2, Rural Damascus Governorate

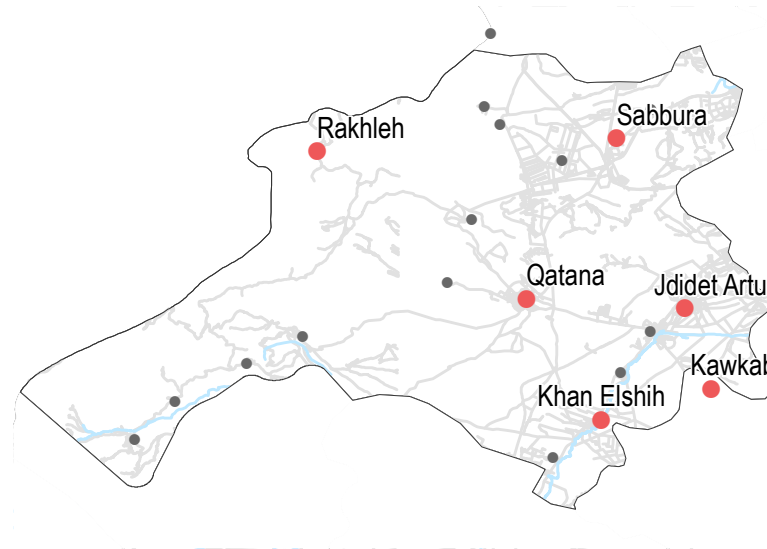
May 2017

WASH

- Most common water source**
- Status of water source**
- Water is safe to drink
 - Water tastes/smells bad
 - People sick after drinking
 - No information
- Sufficiency of available water to meet household needs**
- Sufficient
 - Insufficient
 - No information
- Most common method of garbage disposal**

- Qatana**
- Network
 - Disposed at designated site
- Rakhleh**
- Network
 - Public free collection
- Sabbura**
- Network
 - Public free collection

• 6/20 communities assessed (3 communities are shown on the previous factsheet): Qatana, Rakhleh, Sabbura



Education

- Status of primary schools in village**
- Functioning
 - Not functioning
 - Not available
 - No information
- Barriers to accessing education services**

Sabbura
Most children accessed education

Qatana
Most children accessed education

Rakhleh
Most children accessed education

Health

- Most common health problems
- Most common barriers to accessing healthcare

Community	Most common health problems	Most common barriers to accessing healthcare
Qatana	Diarrhoea Communicable diseases	Security concerns around travel Old age Disability/Injuries/Illness
Rakhleh	Disabilities Pregnancy related diseases Acute respiratory infections	No info
Sabbura	Disabilities Chronic disease Severe diseases affecting those aged less than 5	High cost of transportation Lack of transportation Old age

Food Security

Qatana

- Private bakeries
- Bread: 50 SYP
- Rice: 550 SYP
- Lentils: 550 SYP
- Sugar: 425 SYP
- Cooking oil: 1750 SYP
- No difficulties reported
- 1 to 10

Rakhleh

- No info
- Bread: no info
- Rice: 500 SYP
- Lentils: 400 SYP
- Sugar: 400 SYP
- Cooking oil: 800 SYP
- No info

Sabbura

- Distribution by others
- High price of wheat
- High price of flour
- Insufficient electricity/fuel
- Private bakeries unavailable
- Bread: no info
- Rice: 500 SYP
- Lentils: 350 SYP
- Sugar: 400 SYP
- Cooking oil: 750 SYP

Main challenges to obtaining food

- No challenges
- Some foods unavailable
- Local production decreased
- Lack of access to markets
- Some foods expensive
- Lack of resources to buy food
- Lack of access to fuel
- Cooking fuel unavailable
- No information

Bread (public): 1 pack
Rice: 1kg
Lentils: 1 kg
Sugar: 1kg
Cooking oil: 1 litre

Access to bread

- Most common source of bread

- Most common barriers to accessing bread
- Number of days, per month, where bread from private bakeries was unavailable

Qudsiya, Rural Damascus Governorate

May 2017

Displacement

- % of pre-conflict population remaining
- % of population that are female
- % of female-headed households
- IDPs living in village
- New IDP arrivals
- Returnees

Al Hama		
51-75%	26-50%	1-25%
Yes	No	No
Qudsiya		
51-75%	51-75%	26-50%
Yes	No	No

• 2/7 communities assessed: Al Hama, Qudsiya



NFIs

Al Hama

B 3000	NA
C NA	NA
D 450	NA
F NA	NA

Qudsiya

B 3000	NA
C 350	4000
D 450	3500
F NA	NA

Most common electricity source

- Main network
- Generator
- No source
- Solar alternative
- No information

Fuel Prices (SYP)*

- B Butane (cannister)
- C Coal (1kg)
- D Diesel (1 litre)
- F Firewood (tonne)

NFI Prices (SYP)*

- Cement (50kg)
- Floor mat (3*4m)
- Plastic tarpaulin (1m²)
- Tent (5 persons)

NA: not available for purchase

Shelter

- Independent apartment or house
 - Shared apartment or house
 - Unfinished apartment or house
 - Tent
 - Private space not for shelter
 - Cave/natural shelter
 - Collective public space not for shelter
 - No IDPs
 - No information
- Min - Max: rent paid per room (where known)

Al Hama	
NDPs	IDPs
5000 - 12000 SYP	

Qudsiya	
NDPs	IDPs
5000 - 15000 SYP	

Livelihoods

Most common source of income

Most common strategies used to cope with lack of income / resources

Al Hama

Daily employment
Farm owning
Business/trade

Borrowing from family/friends

Qudsiya

Daily employment
Business/trade
Support from family/friends

Borrowing from family/friends

Al Hama

Burning furniture not in use
Burning clothes
Burning plastics

Qudsiya

No lack of fuel

Most common strategies used to cope with a lack of fuel

WASH

- Most common water source
- Status of water source
- Water is safe to drink
 - Water tastes/smells bad
 - People sick after drinking
 - No information
- Sufficiency of available water to meet household needs
- Sufficient
 - Insufficient
 - No information
- Most common method of garbage disposal

- Al Hama**
- Network
 - Public free collection
- Qudsiya**
- Network
 - Public free collection

• 2/7 communities assessed: Al Hama, Qudsiya



Food Security

Al Hama

- Bread: 50 SYP
 - Rice: 525 SYP
 - Lentils: 650 SYP
 - Sugar: 450 SYP
 - Cooking oil: 900 SYP
- Shops
 - Yeast not always available
 - Flour not always available
 - Wheat not always available
 - Private bakeries unavailable

Qudsiya

- Bread: 50 SYP
 - Rice: 525 SYP
 - Lentils: 650 SYP
 - Sugar: 450 SYP
 - Cooking oil: 900 SYP
- Private bakeries
 - No difficulties reported
 - 0

Main challenges to obtaining food

- No challenges
 - Some foods unavailable
 - Local production decreased
 - Lack of access to markets
 - Some foods expensive
 - Lack of resources to buy food
 - Lack of access to fuel
 - Cooking fuel unavailable
 - No information
- Bread (public): 1 pack
 Rice: 1kg
 Lentils: 1kg
 Sugar: 1kg
 Cooking oil: 1 litre

Education

- Status of primary schools in village
- Functioning
 - Not functioning
 - Not available
 - No information
- Barriers to accessing education services

Al Hama
 Most children accessed education

Qudsiya
 Most children accessed education

Health

Most common health problems

Al Hama

- Skin disease
- Chronic disease

Qudsiya

- Skin disease
- Chronic disease

Most common barriers to accessing healthcare

- No facilities in the area
- Security concerns around travel
- High cost of transportation

- No facilities in the area
- High cost of transportation
- Family not permitting travel

Sa'sa' 1/2, Rural Damascus Governorate

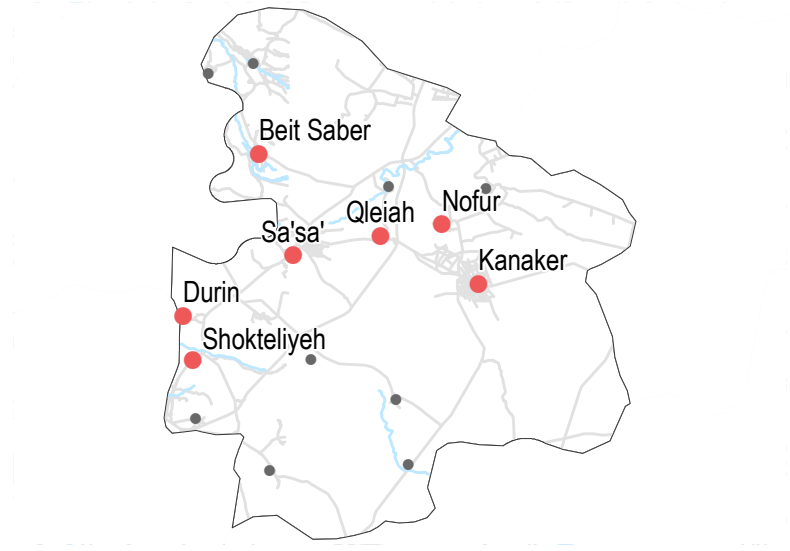
May 2017

Displacement

- % of pre-conflict population remaining
- % of population that are female
- % of female-headed households
- IDPs living in village
- New IDP arrivals
- Returnees

Community	% of pre-conflict population remaining	% of population that are female	% of female-headed households	IDPs living in village	New IDP arrivals	Returnees
Beit Saber	76-100%	51-75%	1-25%	Yes	No	No info
Durin	76-100%	51-75%	1-25%	Yes	No	No
Kanaker	76-100%	51-75%	26-50%	Yes	No	No
Nofur	76-100%	51-75%	1-25%	Yes	No	No
Qleiah	76-100%	51-75%	1-25%	Yes	No	No

• 7/16 communities assessed (2 communities are shown on the next factsheet): Beit Saber, Durin, Kanaker, Nofur, Qleiah



Shelter

- Independent apartment or house
- Shared apartment or house
- Unfinished apartment or house
- Tent
- Private space not for shelter
- Cave/natural shelter
- Collective public space not for shelter
- No IDPs
- No information
- Min - Max: rent paid per room (where known)

Community	Most common shelter	Min - Max: rent paid per room (where known)
Beit Saber	Independent apartment or house	1350 - 1700 SYP
Durin	Independent apartment or house	1250 - 1700 SYP
Kanaker	Independent apartment or house	1500 - 2000 SYP
Nofur	Independent apartment or house	1300 - 1700 SYP
Qleiah	Independent apartment or house	1300 - 1600 SYP

Livelihoods

- Most common source of income
- Most common strategies used to cope with lack of income / resources

Community	Most common source of income	Most common strategies used to cope with lack of income / resources
Beit Saber	Stable employment Business/trade	Selling household assets
Durin	Stable employment Business/trade	Borrowing from family/friends Selling household assets
Kanaker	Stable employment Daily employment Business/trade	Borrowing from family/friends High risk/illegal work Selling household assets
Nofur	Stable employment Business/trade	High risk/illegal work Selling household assets
Qleiah	Stable employment Business/trade	Borrowing from family/friends High risk/illegal work Selling household assets

NFIs

Community	Main network	Generator	No source	Solar alternative
Beit Saber	B 3000	C 350	D 215	F NA
Durin	B 3000	C 350	D 210	F NA
Kanaker	B 3000	C 350	D 210	F NA
Nofur	B 3000	C 350	D 210	F NA
Qleiah	B 3000	C 350	D 215	F NA

- Most common electricity source
- Main network
- Generator
- No source
- Solar alternative
- No information
- Fuel Prices (SYP)*
- B** Butane (cannister)
- C** Coal (1kg)
- D** Diesel (1 litre)
- F** Firewood (tonne)
- NFI Prices (SYP)*
- Cement (50kg)
- Floor mat (3*4m)
- Plastic tarpaulin (1m²)
- Tent (5 persons)
- NA: not available for purchase

Community	Most common strategies used to cope with a lack of fuel
Beit Saber	No lack of fuel
Durin	No lack of fuel
Kanaker	No lack of fuel
Nofur	No lack of fuel
Qleiah	No lack of fuel

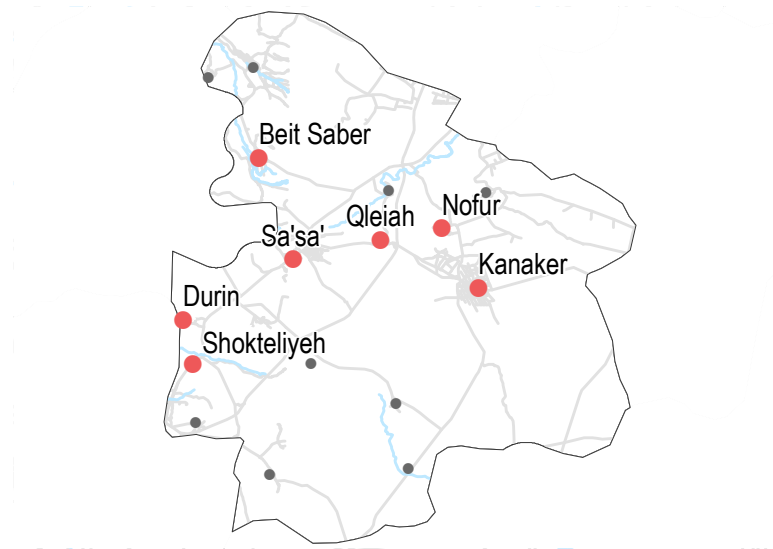
WASH

- Most common water source**
- Status of water source
- Water is safe to drink
 - Water tastes/smells bad
 - People sick after drinking
 - No information
- Sufficiency of available water to meet household needs
- Sufficient
 - Insufficient
 - No information
- Most common method of garbage disposal

Beit Saber

- Network
 - Disposed at designated site
- #### Durin
- Network
 - Disposed at designated site
- #### Kanaker
- Network
 - Disposed at designated site
- #### Nofur
- Network
 - Disposed at designated site
- #### Qleiah
- Network
 - Disposed at designated site

7/16 communities assessed (2 communities are shown on the next factsheet): Beit Saber, Durin, Kanaker, Nofur, Qleiah



Education

- Status of primary schools in village
- Functioning
 - Not functioning
 - Not available
 - No information
- Barriers to accessing education services
- Beit Saber: Most children accessed education
 - Durin: Most children accessed education

Kanaker

Most children accessed education

Nofur

Most children accessed education

Qleiah

Most children accessed education

Health



Most common health problems



Most common barriers to accessing healthcare

Beit Saber

Communicable diseases
Chronic disease

No difficulties reported

Durin

Communicable diseases
Chronic disease

No difficulties reported

Kanaker

Communicable diseases
Chronic disease

Old age
Disability/Injuries/Illness

Nofur

Diarrhoea
Communicable diseases

No difficulties reported

Qleiah

Communicable diseases
Chronic disease

No difficulties reported

Food Security

Beit Saber

- Bread: no info
- Rice: 550 SYP
- Lentils: 500 SYP
- Sugar: 425 SYP
- Cooking oil: 1750 SYP
- Public bakeries
- No difficulties reported
- Private bakeries unavailable

Durin

- Bread: no info
- Rice: 525 SYP
- Lentils: 550 SYP
- Sugar: 425 SYP
- Cooking oil: 1700 SYP
- Public bakeries
- No difficulties reported
- 0

Kanaker

- Bread: 50 SYP
- Rice: 550 SYP
- Lentils: 550 SYP
- Sugar: 425 SYP
- Cooking oil: 1750 SYP
- Public bakeries
- No difficulties reported
- Private bakeries unavailable

Nofur

- Bread: no info
- Rice: 550 SYP
- Lentils: 550 SYP
- Sugar: 425 SYP
- Cooking oil: 1750 SYP
- Public bakeries
- No difficulties reported
- 0

Qleiah

- Bread: no info
- Rice: 550 SYP
- Lentils: 550 SYP
- Sugar: 425 SYP
- Cooking oil: 1700 SYP
- Public bakeries
- No difficulties reported
- 0

Main challenges to obtaining food

- No challenges
- Some foods unavailable
- Local production decreased
- Lack of access to markets
- Some foods expensive
- Lack of resources to buy food
- Lack of access to fuel
- Cooking fuel unavailable
- No information

Bread (public): 1 pack
 Rice: 1kg
 Lentils: 1 kg
 Sugar: 1kg
 Cooking oil: 1 litre

Access to bread

- Most common source of bread
- Most common barriers to accessing bread
- Number of days, per month, where bread from private bakeries was unavailable

Sa'sa' 2/2, Rural Damascus Governorate

May 2017

Displacement

- % of pre-conflict population remaining
- % of population that are female
- % of female-headed households
- IDPs living in village
- New IDP arrivals
- Returnees

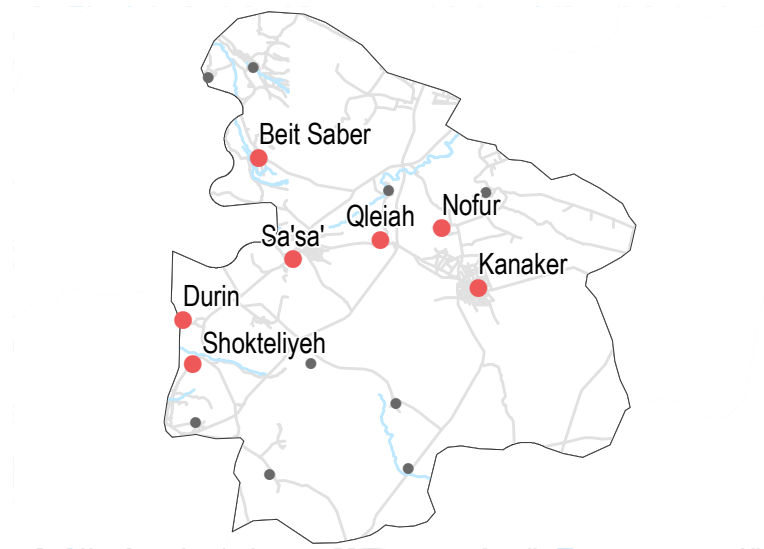
Sa'sa'

- 76-100% 26-50% 1-25%
- Yes No info No

Shokteliyeh

- 76-100% 51-75% 26-50%
- Yes No No

• 7/16 communities assessed (5 communities are shown on the previous factsheet): Sa'sa', Shokteliyeh



NFIs

Sa'sa'

- B** 2800 NA
- C** NA NA
- D** 225 NA
- F** NA NA

Shokteliyeh

- B** 3000 NA
- C** 450 NA
- D** 215 NA
- F** NA NA

Most common electricity source

- Main network
- Generator
- No source
- Solar alternative
- No information

Fuel Prices (SYP)*

- B** Butane (cannister)
- C** Coal (1kg)
- D** Diesel (1 litre)
- F** Firewood (tonne)

NFI Prices (SYP)*

- Cement (50kg)
- Floor mat (3*4m)
- Plastic tarpaulin (1m²)
- Tent (5 persons)

NA: not available for purchase

Shelter

- Independent apartment or house
 - Shared apartment or house
 - Unfinished apartment or house
 - Tent
 - Private space not for shelter
 - Cave/natural shelter
 - Collective public space not for shelter
 - No IDPs
 - No information
- Min - Max: rent paid per room (where known)

Sa'sa'

- NDPs
- IDPs
- 1350 - 1800 SYP

Shokteliyeh

- NDPs
- IDPs
- 1300 - 1700 SYP

Livelihoods

Most common source of income

Most common strategies used to cope with lack of income / resources

Sa'sa'

Farm owning
Remittances

Borrowing from family/friends
High risk/illegal work
Selling household assets

Shokteliyeh

Stable employment
Business/trade
Remittances

Borrowing from family/friends
High risk/illegal work
Selling household assets

Sa'sa'

No lack of fuel

Shokteliyeh

No lack of fuel

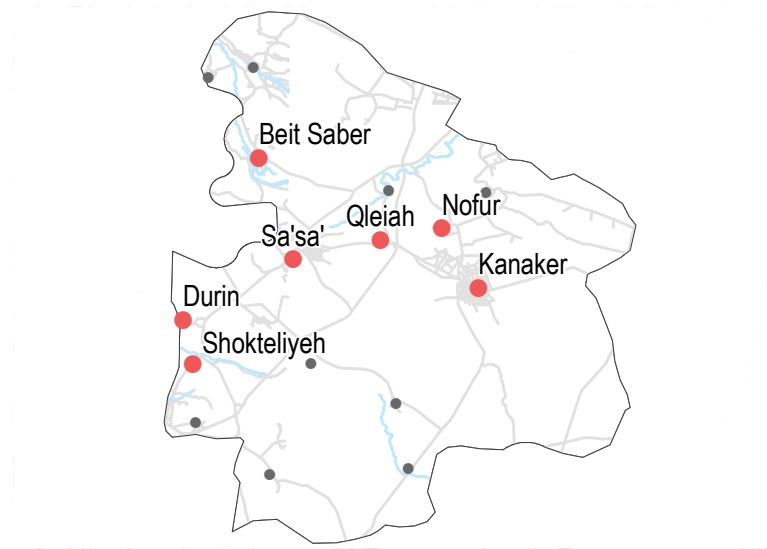
Most common strategies used to cope with a lack of fuel

WASH

- Most common water source**
- Status of water source**
- Water is safe to drink
 - Water tastes/smells bad
 - People sick after drinking
 - No information
- Sufficiency of available water to meet household needs**
- Sufficient
 - Insufficient
 - No information
- Most common method of garbage disposal**
- Disposed at designated site
 - No information

- Sa'sa'**
- Network
 - Disposed at designated site
- Shokteliyeh**
- Network
 - Disposed at designated site

• 7/16 communities assessed (5 communities are shown on the previous factsheet): Sa'sa', Shokteliyeh



Education

- Status of primary schools in village**
- Functioning
 - Not functioning
 - Not available
 - No information
- Barriers to accessing education services**
- No information

Sa'sa'
 Most children accessed education

Shokteliyeh
 Most children accessed education

Health

- Most common health problems
- Most common barriers to accessing healthcare

Community	Most common health problems	Most common barriers to accessing healthcare
Sa'sa'	Diarrhoea Communicable diseases Chronic disease	No facilities in the area Security concerns around travel Services are too expensive
Shokteliyeh	Diarrhoea Communicable diseases	Security concerns around travel High cost of transportation Services are too expensive

Food Security

Sa'sa'

- Bread: 50 SYP
 - Rice: 550 SYP
 - Lentils: 550 SYP
 - Sugar: 425 SYP
 - Cooking oil: 1700 SYP
- Public bakeries
 - No difficulties reported

Shokteliyeh

- Bread: no info
 - Rice: 550 SYP
 - Lentils: 550 SYP
 - Sugar: 425 SYP
 - Cooking oil: 1700 SYP
- Public bakeries
 - No difficulties reported

Main challenges to obtaining food

- No challenges
 - Some foods unavailable
 - Local production decreased
 - Lack of access to markets
 - Some foods expensive
 - Lack of resources to buy food
 - Lack of access to fuel
 - Cooking fuel unavailable
 - No information
- Bread (public): 1 pack
 Rice: 1kg
 Lentils: 1kg
 Sugar: 1kg
 Cooking oil: 1 litre

- Access to bread**
- Most common source of bread
 - Most common barriers to accessing bread
 - Number of days, per month, where bread from private bakeries was unavailable