

OVERALL FINDINGS: 26 DECEMBER – 1 JANUARY

- 132 out of 1,183 ISMI-covered communities in Aleppo, Ar-Raqqa, Deir-ez-Zor, Hama, Homs and Idleb governorates experienced inward or outward movement of IDPs
 - 26,690 IDP arrivals
 - 6281 IDP departures
- The ongoing evacuation of eastern Aleppo city continued to drive large scale displacements,¹ with almost 10,000 IDP arrivals from the city each reported in Aleppo and Idleb governorates.²
- Large displacements from Aleppo governorate were also linked to clashes near the town of Al Bab, with almost 3,000 IDPs departing the town for northern parts of Aleppo governorate and Ar-Raqqa governorate.

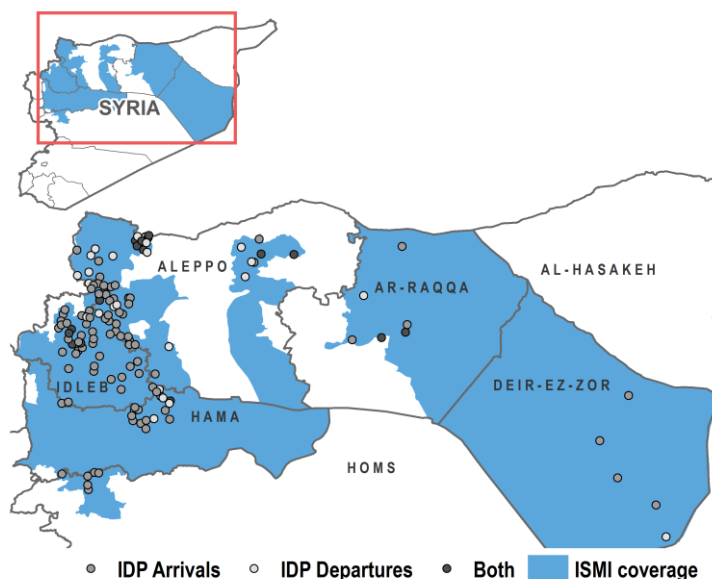


Table 1: Recorded IDP arrivals to ISMI-covered communities, by governorate, 26 December 2016 – 1 January 2017

| GOVERNORATE | IDP ARRIVALS | | | | | | Last week | Week before |
|-------------|----------------------------|--|----------------------|---|-------------------|---------------------|----------------------------|----------------------------|
| | Reported arrivals (# IDPs) | Communities with largest IDP arrivals (# IDPs) | | Most common origins of IDP arrivals (# IDPs) ³ | | Change to last week | Reported arrivals (# IDPs) | Reported arrivals (# IDPs) |
| Aleppo | 13,114 | Salama (4,800) | Shamarin (2,106) | Aleppo (4,415) | Al Bab (2,328) | ↓ | 14,477 | 8,337 |
| Idleb | 11,413 | Ariha (1,200) | Armanaz (1,197) | Aleppo (9,221) | Khan Elshih (280) | ↓ | 16,351 | 8,561 |
| Ar-Raqqa | 1,346 | Ar Raqqa (1,140) | Big Sweidiyeh (75) | Al Bab (600) | Tadmor (510) | ↑ | 505 | 606 |
| Hama | 463 | Kafr Nabutha (96) | Qasr Bin Wardan (81) | Hamra (89) | Oqeirbat (70) | ↑ | 440 | 268 |
| Deir-ez-Zor | 190 | Hajin (75) | Gharibeh (50) | Hejneeh (50) | Moezleh (35) | ↓ | 265 | 271 |
| Homs | 164 | Ar Rastan (70) | Ballan (32) | Ar Rastan (69) | Khidr (35) | ↑ | 0 | 125 |

Table 2: Recorded IDP departures from ISMI-covered communities, by governorate, 26 December 2016 – 1 January 2017²

| GOVERNORATE | IDP DEPARTURES | | | | | | Last week | Week before |
|-------------|------------------------------|--|-----------------------|---|-------------------|---------------------|------------------------------|------------------------------|
| | Reported departures (# IDPs) | Communities with largest IDP departures (# IDPs) | | Most common destinations of IDP departures (# IDPs) | | Change to last week | Reported departures (# IDPs) | Reported departures (# IDPs) |
| Aleppo | 4,831 | A'zaz (1,400) | Afrin (700) | Aleppo (729) | Jarablus (556) | ↑ | 3,836 | 629 |
| Idleb | 1,106 | Korin (312) | Maaret Elekhwan (301) | Darkhosh (300) | Turkey (120) | ↑ | 208 | 216 |
| Hama | 189 | Arfa (84) | Rasm Eldaheriyeh (30) | Hama (96) | Northern Fan (18) | ↑ | 0 | 516 |
| Ar-Raqqa | 125 | Ar-Raqqa (60) | Abu Rajab (35) | Ein Issa (119) | NA | ↓ | 330 | 655 |
| Deir-ez-Zor | 30 | Abu Kamal (30) | NA | Hajin (10) | NA | ↓ | 51 | 15 |
| Homs | 0 | NA | NA | NA | NA | ↓ | 6 | 229 |

¹ OCHA, Syrian Arab Republic: Aleppo, Situation Report [No. 1](#), [No. 2](#), [No. 3](#), [No. 4](#), [No. 6](#), [No. 7](#), [No. 8](#), [No. 9](#), [No. 10](#) 1-23 December 2016; [UN OCHA Syria Humanitarian Snapshot](#) (as of 31 December 2016)

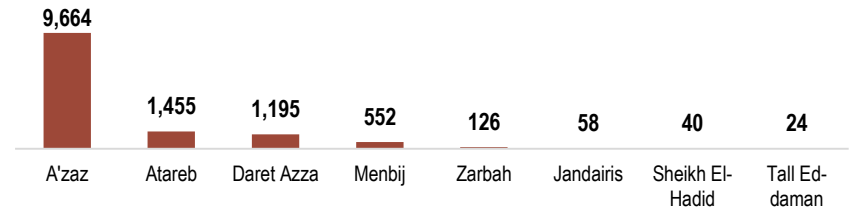
² While Aleppo city was initially covered by ISMI enumerators, the safety and security situation and movement restriction caused the suspension of data collection in the city. Hence, departures from Aleppo city are not covered under departures, but under arrivals in other ISMI-covered communities.

³ Location of origin refers to the most recent location from which IDPs have departed.

ALEPPO GOVERNORATE

Following the evacuation¹ of eastern Aleppo in mid-December, large scale displacement continued across Aleppo governorate in the past week. A total of **13,114 IDPs arrived in ISMI-covered communities** in the assessed period, with **more than half arriving to A'zaz sub-district (9,664)**. **Atareb (1,455) and Daret Azza (1,195) sub-districts** continued to receive large numbers of IDPs. While most new arrivals came from within Aleppo governorate, 25% of new arrivals travelled from Deir-ez-Zor or Ar-Raqqa governorates. Meanwhile, **4,831 IDPs left ISMI-covered communities in Aleppo**, with many departing from A'zaz (1400) and Afrin (700).

Figure 1: Reported arrivals to sub-district (# IDPs)



- Recorded IDP arrivals**
 - 13,114 IDPs
- % of arrivals from other governorates**
 - 25%
- Most common shelter for newly arrived IDPs**
 - Camps (4,566 IDPs)
 - Hosted (3,318 IDPs)
- Recorded IDP departures**
 - 4,831 IDPs
- % of departures to other governorates**
 - 3%
- Most common reasons for IDPs leaving Aleppo communities**
 - Improved safety in area of origin; reduced conflict in area of origin

Figure 2: Five ISMI-covered communities receiving most IDP arrivals (# IDPs)

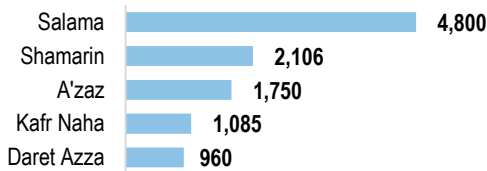
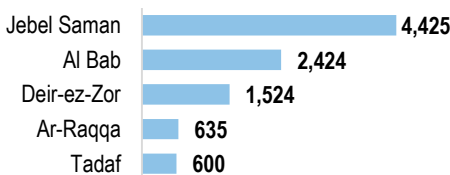
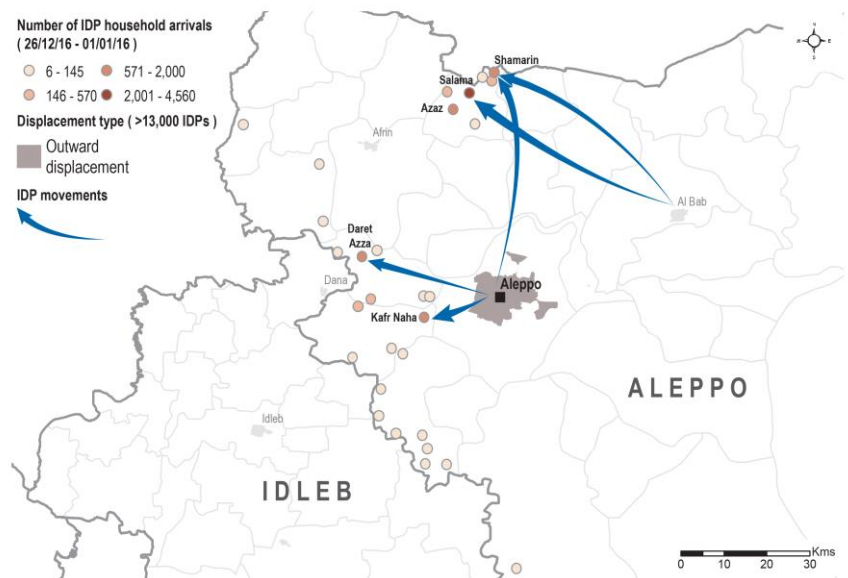


Figure 3: Five most common sub-districts of origin³ of arrivals (# IDPs)



Map 1: Major displacement from Jebel Saman sub-district into ISMI-covered communities



AR-RAQQA GOVERNORATE

Over the past week, **Ar-Raqqa governorate experienced the arrival of 1,346 IDPs**, the majority of whom arrived to Ar-Raqqa sub-district, with 1,140 IDPs arriving in Ar-Raqqa city (Figures 4 and 5). More than **600 new arrivals were reported to have been displaced from Al Bab in Aleppo governorate** and 510 IDPs from Tadmor (Figure 6). In addition, 119 IDPs were reported to have departed from communities in Ar-Raqqa sub-district to the community of Ein Issa, with escalation of conflict the most commonly reported reason for displacement.

Figure 4: Reported IDP arrivals to sub-district (# IDPs)

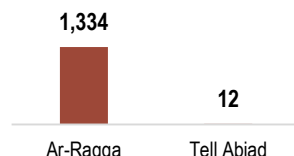


Figure 5: Five ISMI-covered communities receiving largest IDP arrivals (# IDPs)

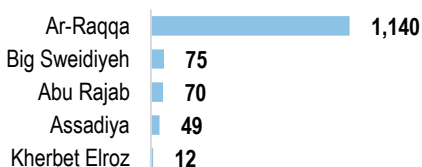
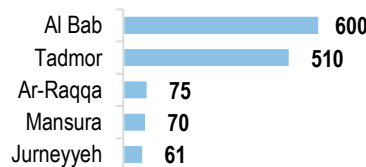


Figure 6: Five most common sub-districts of origin³ of arrivals (# IDPs)



- Recorded IDP arrivals**
 - 1,346 IDPs
- % of arrivals from other governorates**
 - 84%
- Most common shelter for newly arrived IDPs**
 - Collective centres (510 IDPs)
 - Rented/owned housing (312 IDPs)
- Recorded IDP departures**
 - 125 IDPs
- % of departures to other governorates**
 - 0%
- Most common reasons for IDPs leaving Ar-Raqqa communities**
 - Escalation of conflict

IDLEB GOVERNORATE

Recorded IDP arrivals

- 11,413 IDPs

% of arrivals from other governorates

- 100%

Most common shelter for newly arrived IDPs

- Rented/owned housing (5,929 IDPs)
- Hosted (3,414 IDPs)

Recorded IDP departures

- 1,106 IDPs

% of departures to other governorates

- 12%

Most common reasons for IDPs leaving Idlib communities

- Current location intended as transit only

A total of 11,413 IDPs arrived in Idlib governorate in the past week, with 9,233 IDPs having been displaced from Jebel Saman sub-district in Aleppo (Figure 9). Dana (2,871), Ariha (1,780) and Armanaz (1,707) were the sub-districts with the highest numbers of displaced households arriving in the assessed period (Figure 7). Meanwhile, 1,106 IDPs departed ISMI-covered communities in Idlib, with 300 IDPs reportedly travelling to Darkosh sub-district in Idlib governorate, and 120 IDPs travelling to Turkey.

Figure 7: Reported arrivals to sub-district (# IDPs)

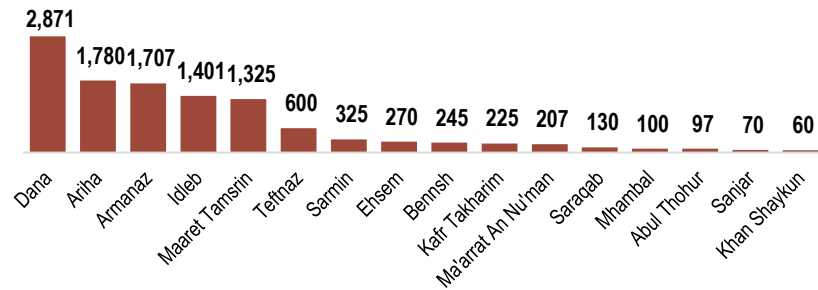


Figure 8: Five ISMI-covered communities receiving largest IDP arrivals (# IDPs)

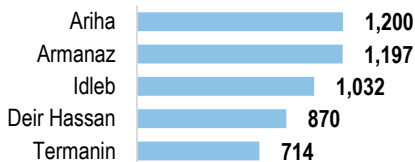
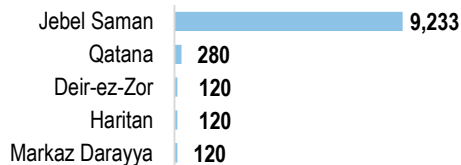
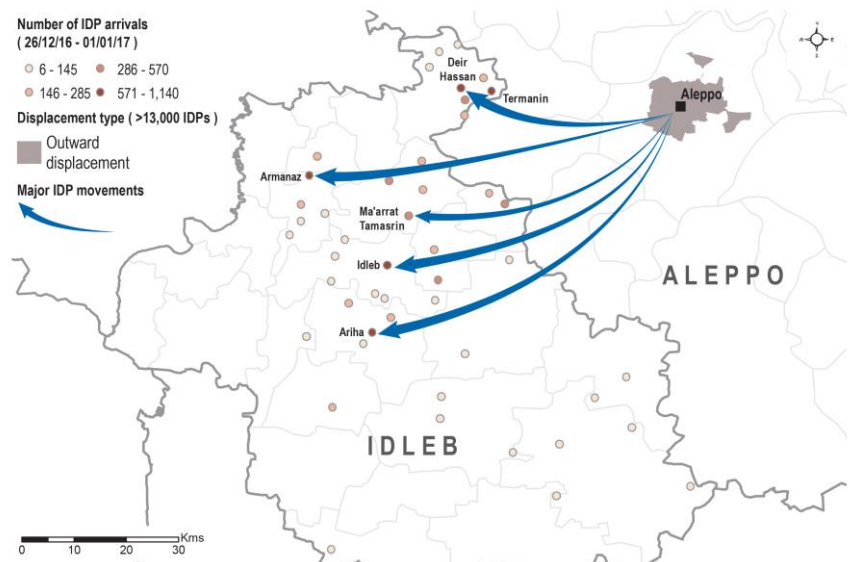


Figure 9: Five most common sub-districts of origin³ of arrivals (# IDPs)



Map 2: Major displacements to ISMI-covered Idlib communities



HAMA GOVERNORATE

In northern Hama, 463 IDPs arrived to the sub-districts of Hamra (367) and Madiq Castle (96) in the past week, reportedly as a result of ongoing conflict in the governorate (Figure 10). While most new arrivals came from elsewhere in the governorate, the communities of Kafr Nabutha (96) and Qasr bin Wardan (81) saw the highest number of IDPs arriving. Meanwhile, 189 IDPs were reported to have left ISMI-covered communities in the assessed period, with around half of them moving towards Hama city (96).

Figure 10: Reported IDP arrivals to sub-district (# IDPs)

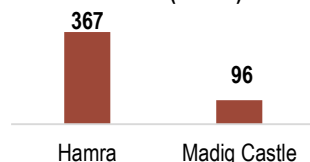


Figure 11: Five ISMI-covered communities receiving largest IDP arrivals (# IDPs)


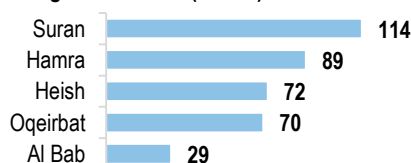


Figure 12: Five most common sub-districts of origin³ of arrivals (# IDPs)



Recorded IDP arrivals

- 463 IDPs

% of arrivals from other governorates

- 33%

Most common shelter for newly arrived IDPs

- Hosted (208 IDPs)
- Rented/owned housing (115 IDPs)

Recorded IDP departures

- 189 IDPs

% of departures to other governorates

- 8%

Most common reasons for IDPs leaving Hama communities

- Loss of income

DEIR-EZ-ZOR GOVERNORATE

Recorded IDP arrivals

- 190 IDPs

% of arrivals from other governorates

- 0%

Most common shelter for newly arrived IDPs

- Rented/owned housing (100 IDPs)
- Hosted (80 IDPs)

Recorded IDP departures

- 30 IDPs

% of departures to other governorates

- 67%

Most common reasons for IDPs leaving Deir-ez-Zor communities

- Reduced conflict in area of origin

During the reporting period, **190 IDPs arrived to Hajin (75), Ashara (50), Basira (35) and Deir-ez-Zor (30) sub-districts**. All new arrivals were displaced from within the governorate, predominantly from Deir-ez-Zor (85) and Basira (50) sub-districts. In the past week, 30 IDPs reportedly left Abu Kamal in Deir-ez-Zor, with a reduction in conflict in IDP areas of origin being cited as the primary reason.

Figure 13: Reported arrivals to sub-district (# IDPs)

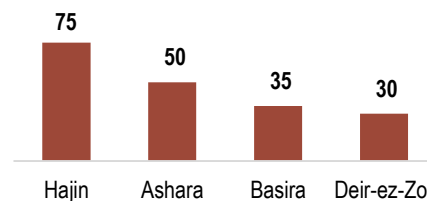


Figure 14: ISMI-covered communities receiving IDP arrivals (# IDPs)

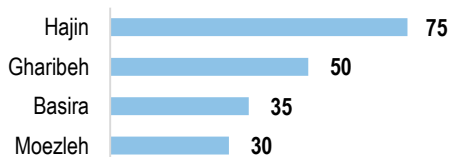
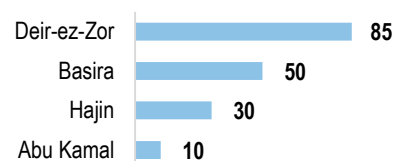


Figure 15: Most common sub-districts of origin³ of arrivals (# IDPs)



HOMS GOVERNORATE

164 IDP arrivals were reported from Homs governorate in the past week, with more than half reportedly arriving from Ar-Rastan (69) and Homs (45) sub-districts. The communities with the highest number of IDP arrivals reported were Ar-Rastan (70) and Ballan (32). **No IDPs were reported to have left ISMI-covered communities in Homs governorate in the reporting period.**

Figure 16: Reported arrivals to sub-district (# IDPs)

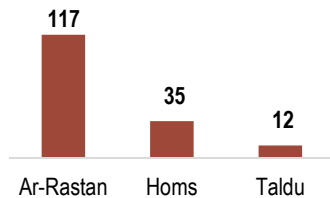


Figure 17: Five ISMI-covered communities receiving IDP arrivals (# IDPs)

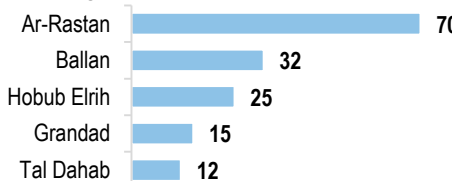
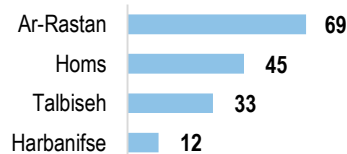


Figure 18: Most common sub-districts of origin³ of arrivals (# IDPs)



Recorded IDP arrivals

- 164 IDPs

% of arrivals from other governorates

- 8%

Most common shelter for newly arrived IDPs

- Rented/owned housing (103 IDPs)
- Hosted (36 IDPs)

Recorded IDP departures

- 0 IDPs

% of departures to other governorates

- NA

Most common reasons for IDPs leaving Homs communities

- NA

ABOUT ISMI & THIS FACTSHEET

The **IDP Situation Monitoring Initiative (ISMI)** is an initiative of the Camp Coordination and Camp Management (CCCM) Cluster, implemented by REACH with the support of Syria Relief Network (SRN) and cluster members.

Following a baseline assessment conducted between 23 October and 21 November 2016, weekly data collection cycles have been initiated to provide regular updates on IDP movements. Based on 1,183 communities assessed in the governorates of Aleppo, Ar-Raqqa, Deir-ez-Zor, Hama, Homs and Idleb during the baseline, this factsheet presents a summary of reported inward and outward movements of IDPs in the 7 days preceding data collection. **From 26 December 2016 to 1 January 2017, such displacements were reported in 132 out of all ISMI-covered communities.**

Displacement was identified through an extensive key informant (KI) network, either through alert initiated by KIs or follow-up by enumerators. A range of 2-3 KIs were interviewed in each community, while collected information was further triangulated through other sources, including CCCM member data and humanitarian updates. This approach allows for regular updates on IDP movements at a community level across ISMI coverage areas. As movement updates are limited to areas covered by ISMI, there are displacements that are not reported on here.

An initiative of



Feedback: CCCM Cluster Northern Syria, Email:

syria_cross.border.info@ccmcluster.org

Info:

<http://www.globalccmcluster.org>,
<https://www.humanitarianresponse.info>

Implemented by

