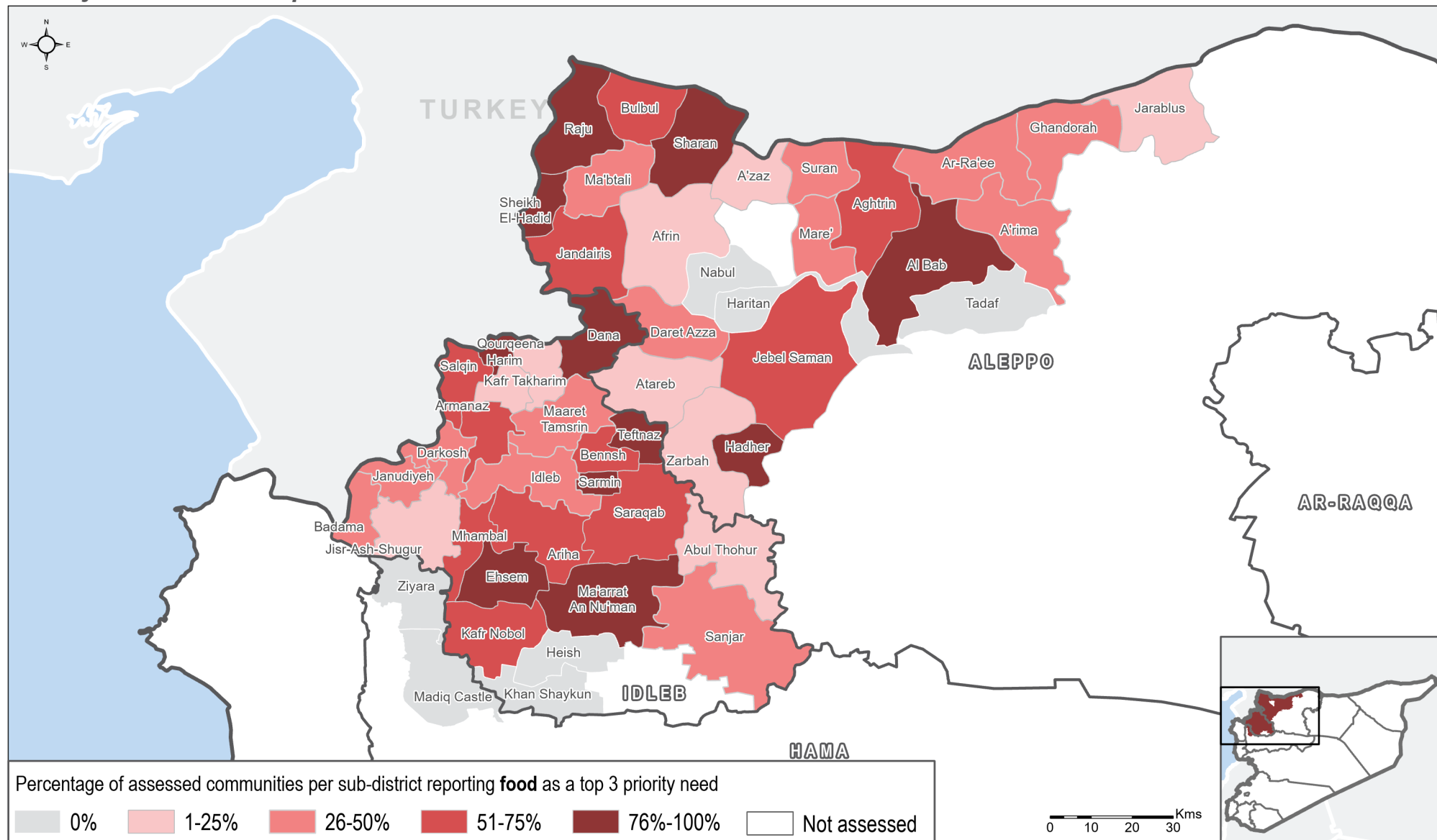


Priority Need: Food - September 2019

Humanitarian Purposes Only
Production date : 07/11/2019



Data source: REACH - Humanitarian Situation Overview of Syria (HSOS)

Priority need questions were 'select up to three' so the percentages across all maps add up to more than 100%.

Priority needs reported are the perceived top 3 priority needs as reported by KIs within assessed communities and are not necessarily representative of actual priorities.

Annexes detailing the priorities reported by each assessed community are available on request.

Number of assessed communities in sub-district reporting food as top 3 priority need

admin1Name	admin3Name	Food
Aleppo	A'rima	7/22
Aleppo	A'zaz	4/17
Aleppo	Afrin	2/37
Aleppo	Aghtrin	28/47
Aleppo	Al Bab	23/24
Aleppo	Ar-Ra'ee	10/35
Aleppo	Atareb	6/30
Aleppo	Bulbul	25/36
Aleppo	Daret Azza	10/25
Aleppo	Ghandorah	12/36
Aleppo	Hadher	1/1
Aleppo	Haritan	0/8
Aleppo	Jandairis	24/45
Aleppo	Jarablus	6/34
Aleppo	Jebel Saman	5/7
Aleppo	Ma'btali	12/29
Aleppo	Mare'	2/7

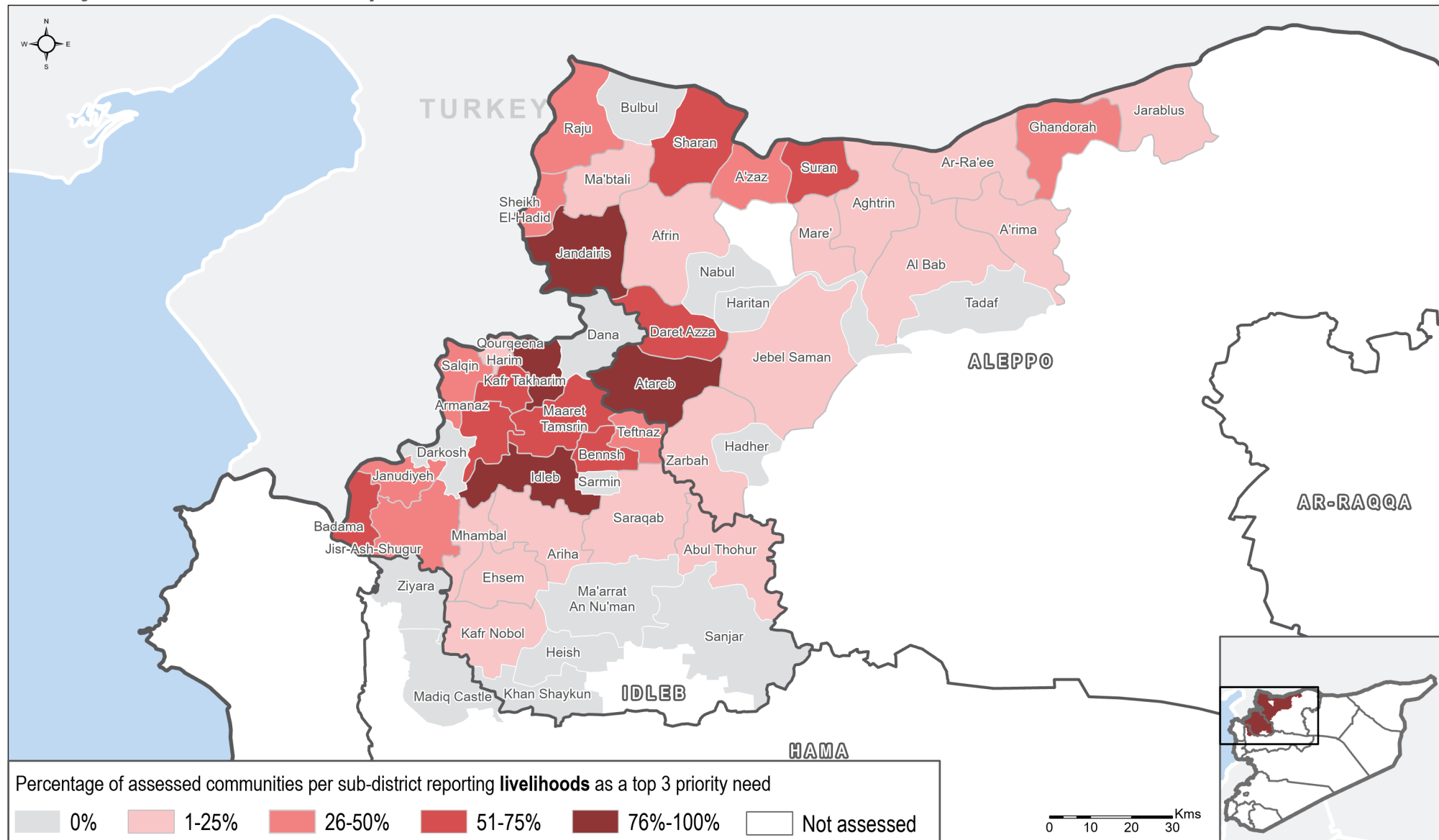
admin1Name	admin3Name	Food
Aleppo	Nabul	0/1
Aleppo	Raju	42/53
Aleppo	Sharan	30/34
Aleppo	Sheikh El-Hadid	13/15
Aleppo	Suran	9/25
Aleppo	Tadaf	0/2
Aleppo	Zarbah	6/24
Hama	Madiq Castle	0/1
Hama	Ziyara	0/4
Idleb	Abul Thohur	1/12
Idleb	Ariha	19/35
Idleb	Armanaz	9/14
Idleb	Badama	5/15
Idleb	Bennsh	3/5
Idleb	Dana	20/21
Idleb	Darkosh	12/29
Idleb	Ehsem	16/16

admin1Name	admin3Name	Food
Idleb	Harim	4/5
Idleb	Heish	0/10
Idleb	Idleb	6/21
Idleb	Janudiyeh	5/14
Idleb	Jisr-Ash-Shugur	6/46
Idleb	Kafr Nobol	20/29
Idleb	Kafr Takharim	1/10
Idleb	Khan Shaykun	0/1
Idleb	Ma'arrat An	29/35
Idleb	Maaret Tamsrin	9/21
Idleb	Mhambal	16/27
Idleb	Qourqeena	4/17
Idleb	Salqin	17/30
Idleb	Sanjar	2/4
Idleb	Saraqab	19/27
Idleb	Sarmin	1/1
Idleb	Teftnaz	7/7

Data source: REACH - Humanitarian Situation Overview of Syria (HSOS)

Priority Need: Livelihoods - September 2019

Humanitarian Purposes Only
Production date : 07/11/2019



Data source: REACH - Humanitarian Situation Overview of Syria (HSOS)

Priority need questions were 'select up to three' so the percentages across all maps add up to more than 100%.

Priority needs reported are the perceived top 3 priority needs as reported by KIs within assessed communities and are not necessarily representative of actual priorities.

Annexes detailing the priorities reported by each assessed community are available on request.

Number of assessed communities in sub-district reporting livelihoods as top 3 priority need

admin1Name	admin3Name	Livelihoods
Aleppo	A'rima	2/22
Aleppo	A'zaz	5/17
Aleppo	Afrin	9/37
Aleppo	Aghtrin	11/47
Aleppo	Al Bab	2/24
Aleppo	Ar-Ra'ee	4/35
Aleppo	Atareb	27/30
Aleppo	Bulbul	0/36
Aleppo	Daret Azza	17/25
Aleppo	Ghandorah	10/36
Aleppo	Hadher	0/1
Aleppo	Haritan	0/8
Aleppo	Jandairis	40/45
Aleppo	Jarablus	6/34
Aleppo	Jebel Saman	1/7
Aleppo	Ma'btali	1/29
Aleppo	Mare'	1/7

admin1Name	admin3Name	Livelihoods
Aleppo	Nabul	0/1
Aleppo	Raju	26/53
Aleppo	Sharan	19/34
Aleppo	Sheikh El-Hadid	6/15
Aleppo	Suran	13/25
Aleppo	Tadaf	0/2
Aleppo	Zarbah	3/24
Hama	Madiq Castle	0/1
Hama	Ziyara	0/4
Idleb	Abul Thohur	3/12
Idleb	Ariha	2/35
Idleb	Armanaz	8/14
Idleb	Badama	8/15
Idleb	Bennsh	3/5
Idleb	Dana	0/21
Idleb	Darkosh	0/29
Idleb	Ehsem	1/16

admin1Name	admin3Name	Livelihoods
Idleb	Harim	1/5
Idleb	Heish	0/10
Idleb	Idleb	17/21
Idleb	Janudiyeh	6/14
Idleb	Jisr-Ash-Shugur	18/46
Idleb	Kafr Nobol	2/29
Idleb	Kafr Takharim	7/10
Idleb	Khan Shaykun	0/1
Idleb	Ma'arrat An	0/35
Idleb	Maaret Tamsrin	11/21
Idleb	Mhambal	6/27
Idleb	Qourqeena	15/17
Idleb	Salqin	15/30
Idleb	Sanjar	0/4
Idleb	Saraqab	1/27
Idleb	Sarmin	0/1
Idleb	Teftnaz	2/7

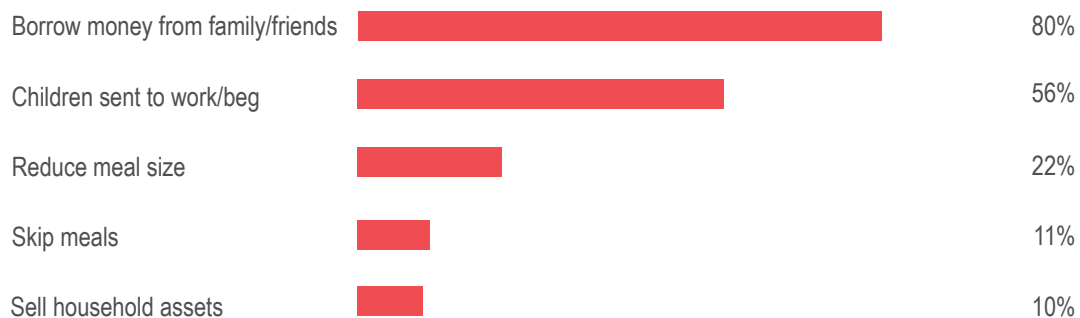
Data source: REACH - Humanitarian Situation Overview of Syria (HSOS)

Humanitarian Situation Overview in Syria (HSOS) September 2019


FOOD SECURITY & LIVELIHOODS IN NORTHWEST SYRIA (NWS)

- 215/1,051** Communities reported that residents were unable to access shops and markets.
- 272/1,051** Communities reported having received food distributions in the last month.
- 0/1,051** Communities reported that residents used extreme food-based coping strategies to deal with insufficient income.¹
- Less than 50,000 SYP** Most commonly reported monthly household income range.²

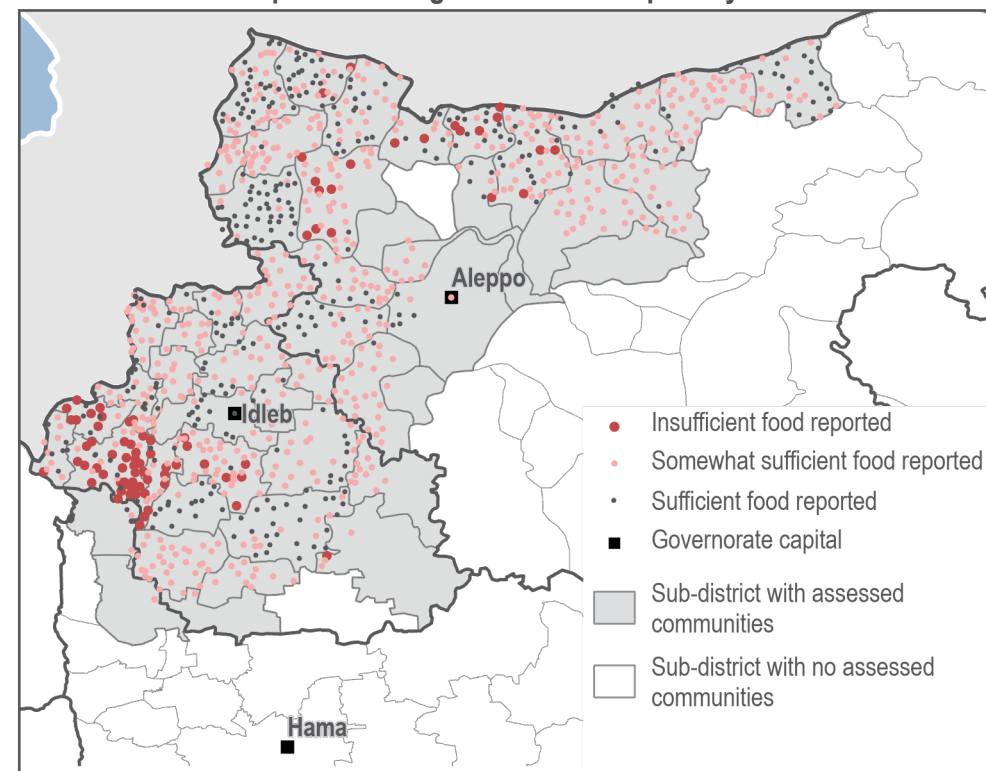
110 communities reported that residents had enough income to cover household needs. The most commonly reported coping strategies to deal with a lack of income in the remaining 941 assessed communities were:^{3,4,5}



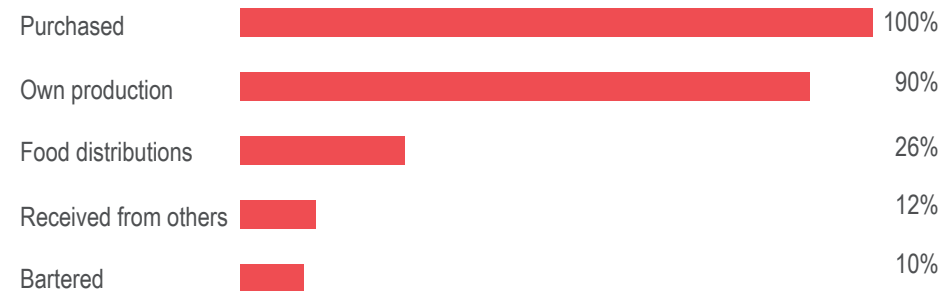
Most commonly reported main sources of income:^{3,4}



Communities that reported having an insufficient quantity of food:⁶



Most commonly reported ways of obtaining food:^{3,4}



Humanitarian Situation Overview in Syria (HSOS) September 2019

FOOD SECURITY & LIVELIHOODS IN NWS

Core food item prices reported (in SYP):^{2,7}

Food item:	Regional average price in September 2019:	One month change:	Six month change:
Bread (8 pieces)	166	+3%	+10%
Rice (1 kilogram)	400	+14%	+14%
Lentils (1 kilogram)	300	+9%	+9%
Sugar (1 kilogram)	350	+8%	+17%
Cooking oil (1 litre)*	4,375	+11%	+14%

*includes the combined vegetable oil and ghee prices

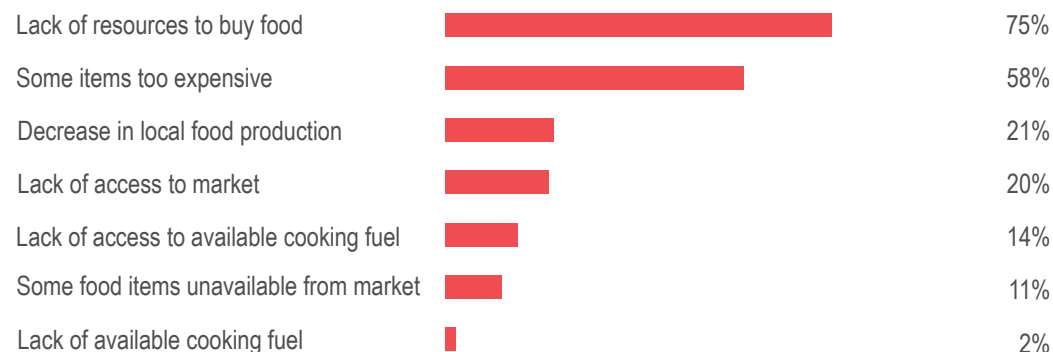
METHODOLOGY

HSOS data collection is conducted through an enumerator network in accessible locations throughout Idleb, northwestern Aleppo and northern Hama governorates. REACH enumerators are based inside Syria and interview Key Informants (KIs) directly in the community about which they are reporting. Where access and security constraints render direct data collection unfeasible, some KI interviews are conducted remotely by REACH field teams. KIs are asked to report at the community level. This factsheet presents information gathered in 1,051 communities. Data was collected during the month of October 2019, and refers to the situation in September 2019.

KIs generally included local council members, Syrian NGO workers, medical professionals, teachers, shop owners and farmers, among others, and are chosen based on their community-level or sector-specific knowledge. In cases where KIs disagree on a certain piece of information, enumerators triangulate the data with secondary sources or select the response provided by the KI with the more relevant sector-specific background. For each question asked, confidence levels are assigned based on the KI's area of expertise and knowledge of the sector-specific situation. The confidence levels associated with each question are presented in the [final dataset](#). The full confidence matrix used to assign confidence levels is available upon request.

Findings are triangulated through secondary sources, including news monitoring and humanitarian reports. Where necessary, follow-up is conducted with enumerators and participants. Findings are indicative rather than representative, and should not be generalised across the region.

All communities reported that residents experienced challenges in accessing food. The most common difficulties experienced in the 1,051 assessed communities were:^{3,4,5}



ENDNOTES

¹ Extreme food-based strategies: eating food waste; eating non-edible plants and spending days without eating. ² According to an exchange rate of 1 USD = 570 SYP (see [Syria Market Monitoring Dataset September 2019](#)). ³ Assessed using select multiple questions. ⁴ By percentage of communities reporting. ⁵ Not all surveys have answers for every question, in these scenarios the KI or participant will input no answer. When the dataset has no answer for a particular question the reported number of assessed communities will not add up to the total number of communities assessed and percentages will be calculated based on submitted responses. ⁶ Based on KI perception of sufficiency. ⁷ Bread, rice, lentils, sugar, and cooking oil are considered core food items used in food baskets across Syria. For further information on SMEB items see [Syria Market Monitoring Dataset September 2019](#).

About REACH

REACH facilitates the development of information tools and products that enhance the capacity of aid actors to make evidence-based decisions in emergency, recovery and development contexts. Methodologies used include primary data collection and in-depth analysis, and all activities are conducted through inter-agency aid coordination mechanisms. REACH is a joint initiative of IMPACT Initiatives, ACTED and the United Nations Institute for Training and Research - Operational Satellite Applications Programme (UNITAR-UNOSAT). For more information please visit our website: www.reach-initiative.org. You can contact us directly at: geneva@reach-initiative.org and follow us on Twitter [@REACH_info](https://twitter.com/REACH_info).