

OVERALL FINDINGS: 20-26 FEBRUARY

- 107 out of 1,183 ISMI-covered communities in Aleppo, Ar-Raqqa, Deir-ez-Zor, Hama, Homs and Idleb governorates experienced inward or outward movement of IDPs
 - 7,168 IDP arrivals
 - 7,792 IDP departures
- Large scale movements towards northern Aleppo governorate along the Turkey-Syria border, driven by escalating conflict including in Tadaf¹
- Escalating conflict in Ar-Raqqa drove displacement within and beyond governorate boundaries, including to northern Aleppo governorate²

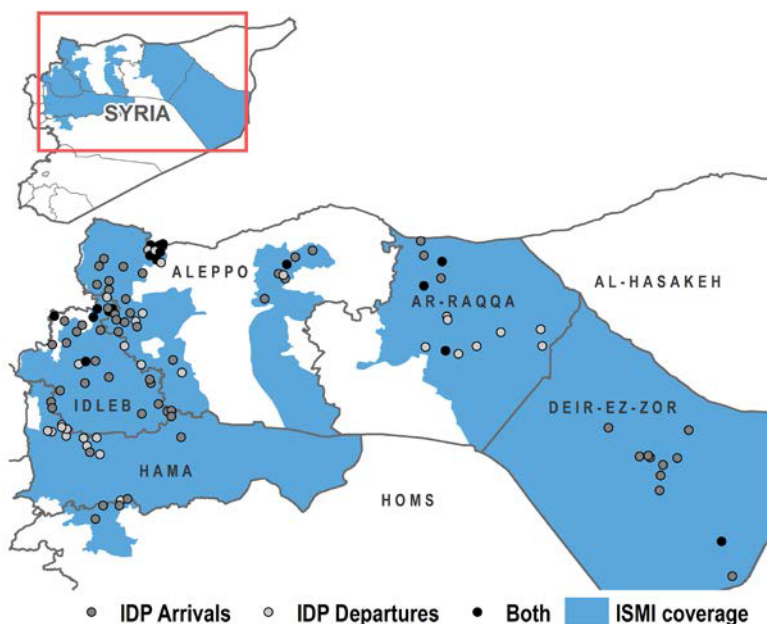


Table 1: Recorded IDP arrivals to ISMI-covered communities, by governorate, 20-26 February 2017

		20-26 February 2017 IDP ARRIVALS						Last week	Week before
		Reported arrivals (# IDPs)	Communities with largest IDP arrivals (# IDPs)		Most common provenance of IDP arrivals (# IDPs)		Change to last week	Reported arrivals (# IDPs)	Reported arrivals (# IDPs)
GOVERNORATE	Aleppo	3,392	Krum (1,200)	Shamarin (810)	Tadaf (234)	Ar-Raqqa (219)	↓	8,640	4,476
	Idleb	2,739	Meraf Elshalaf (530)	Dana (330)	Aleppo city (278)	Kafr Zeita (240)	↑	2,115	3,101
	Ar-Raqqa	417	Ar-Raqqa (180)	Ein Issa (91)	Ar-Raqqa (60)	Qadessiyeh (60)	↓	847	409
	Deir-ez-Zor	339	Mhemideh (49)	Jdidet Bikara (42)	Deir-ez-Zor (92)	Jazaret Elbuhmeid (49)	↑	163	230
	Homs	157	Ar-Rastan (98)	Deir Fool (25)	Tir Mahallah (70)	Ghanto (28)	↑	95	38
	Hama	130	Qasr Bin Wardan (30)	Lower Amiqa (25)	Tiba Elemam (30)	Tamanet Elghab (25)	↓	231	267

Table 2: Recorded IDP departures from ISMI-covered communities, by governorate, 20-26 February 2017

		20-26 February 2017 IDP DEPARTURES						Last week	Week before
		Reported departures (# IDPs)	Communities with largest IDP departures (# IDPs)		Most common destinations of IDP departures (# IDPs)		Change to last week	Reported departures (# IDPs)	Reported departures (# IDPs)
GOVERNORATE	Aleppo	4,712	Salama (1,200)	A'zaz (875)	Krum (1,250)	Zayzafun-Ekdeh (350)	↑	2,799	2,733
	Ar-Raqqa	1,981	Ar-Raqqa (480)	Amin (315)	Hammam At-Tur (560)	Suluk (175)	↑	888	448
	Idleb	784	Dana (276)	Selwa (150)	Jarablus (239)	Turkey (156)	↓	1,837	452
	Hama	765	Madiq Castle (175)	Tal Hawash (85)	Halfaya (353)	Atma (94)	↑	598	205
	Homs	25	Asilah (25)		Deir Fool (25)		↓	130	157
	Deir-ez-Zor	20	Hajin (20)		Abu Hamam (10)	Kishkiyeh (10)	↓	95	20

^{1,2}UNHCR, Syria: Flash update on recent events - 22 February 2017, 27 February 2017

ALEPPO GOVERNORATE

Recorded IDP arrivals

- 3,392 IDPs

% of arrivals from other governorates

- 15%

Most common shelter of newly arrived IDPs

- Camps (1,147 IDPs)
- Individual tents (397 IDPs)

Recorded IDP departures

- 4,712 IDPs

% of departures to other governorates

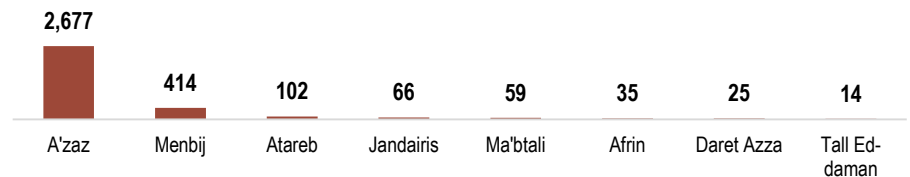
- 1%

Most common reasons for IDPs leaving Aleppo communities

- Improved safety/reduced conflict in area of origin and family reunification

Ongoing conflict in Ar-Raqqa governorate and Al Bab led to large-scale IDP movements towards northern Aleppo governorate (Map 1, Figure 3), with **3,392 reported IDP arrivals in ISMI-covered communities** over the past week. Almost 80% of new arrivals were recorded in **A'zaz sub-district**, with a smaller number of IDPs arriving to **Menbij sub-district** (Figure 1). As has been the case in the two preceding weeks, **Krum** in A'zaz sub-district witnessed the largest inward movement of IDPs followed by Shamarin (Figure 2). In total, **4,712 IDP departures** were reported between 20 and 26 February 2017, with the largest number of departures occurring from ISMI-covered communities of Salama (1,200 IDPs) and A'zaz (875 IDPs) in **A'zaz sub-district**.

Figure 1: Reported arrivals to sub-district (# IDPs)



Map 1: Major displacements to ISMI-covered Aleppo communities

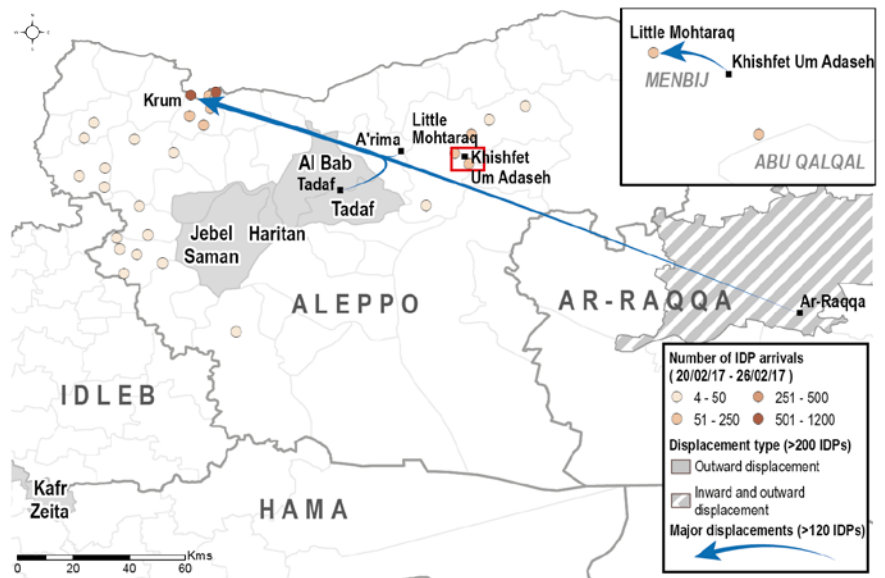


Figure 2: Five ISMI-covered communities receiving largest IDP arrivals (# IDP)

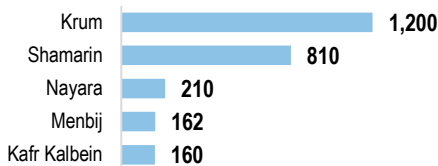


Figure 3: Five most common sub-districts of provenance of arrivals (# IDP)



AR-RAQQA GOVERNORATE

Over the past week, 417 IDPs arrived in six ISMI-covered Ar-Raqqa communities in Ein Issa (221), Ar-Raqqa (180) and Tell Abiad sub-districts (16) (Figures 4, 5). With continued conflict in the North and West of Ar-Raqqa city, Ar-Raqqa sub-district experienced the largest reported outward movement (480), and almost half of all reported inward movement, in the governorate in the past week (Figures 4, 6). All 180 reported IDP arrivals in the sub-district were to Ar-Raqqa city. **In the reporting period, 1,981 IDPs departed ISMI-covered communities in Ar-Raqqa**, though largely to other areas within the governorate.

Figure 4: Reported arrivals to sub-districts (# IDPs)



Figure 5: Five ISMI-covered communities receiving largest IDP arrivals (# IDPs)

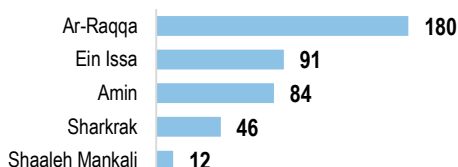
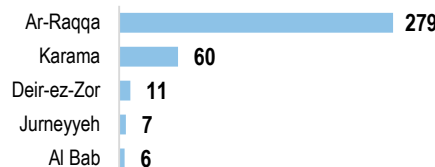


Figure 6: Five most common areas of provenance of arrivals (# IDPs)



Recorded IDP arrivals

- 417 IDPs

% of arrivals from other governorates

- 5%

Most common shelter of newly arrived IDPs

- Hosted (212 IDPs)
- Camps (91 IDPs)

Recorded IDP departures

- 1,981 IDPs

% of departures to other governorates

- 4%

Most common reasons for IDPs leaving Ar-Raqqa communities

- Escalation of conflict and reduced access to food

IDLEB GOVERNORATE

Recorded IDP arrivals

- 2,739 IDPs

% of arrivals from other governorates

- 80%

Most common shelter of newly arrived IDPs

- Hosted (879 IDPs)
- Rented/owned housing (862 IDPs)

Recorded IDP departures

- 784 IDPs

% of departures to other governorates

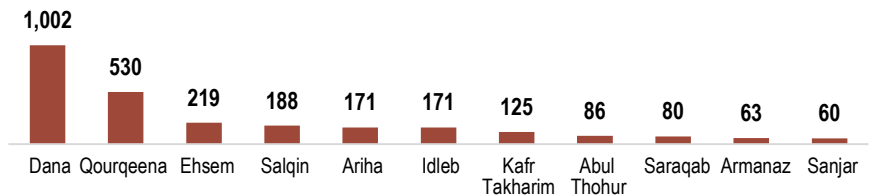
- 74%

Most common reasons for IDPs leaving Idleb communities

- Family reunification and current location intended as transit only

Over the past week, ISMI-covered Idleb communities **received a total of 2,739 IDPs** (Map 2). The majority of arrivals occurred to **Idleb and Dana sub-districts**, with smaller numbers arriving in **Qourqeena and Ehsem** (Figure 7). In total, 80% of recorded IDP arrivals to Idleb governorate in the past week occurred from other governorates, with the largest number from Aleppo governorate. Within Aleppo, **Jebel Saman (278)** and **Haritan (204)** sub-districts were the most common areas of provenance. Similar IDP arrivals to Idleb were recorded from **Madiq Castle (274)** and **Kafr Zeita (240)** sub-districts in Hama (Figure 9). Meanwhile, **784 IDPs** left ISMI-covered communities in Idleb. **The majority of departures occurred in Dana sub-district**, with 1,650 IDPs leaving four communities. A total of 449 IDPs reportedly left across the border to Turkey.

Figure 7: Largest reported arrivals to sub-district (# IDPs)



Map 2: Major displacement to ISMI-covered Idleb communities



Figure 8: Six ISMI-covered communities receiving largest IDP arrivals (# IDPs)

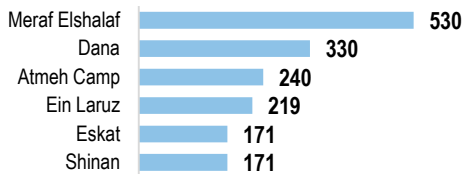


Figure 9: Five most common sub-districts of provenance of arrivals (# IDPs)



HAMA GOVERNORATE

Between 20 and 26 February 2017, the **arrival of 130 IDPs** was recorded to five ISMI-covered Hama communities in the **sub-districts of Hamra, Ziyara and Suran** (Figure 10, 11). All recorded movements occurred within the governorate, with the largest number of arrivals coming from Suran sub-district (62), as was the case in the preceding week (13-19 February). A total of **765 IDPs left ISMI-covered Hama communities** in the same sub-districts that reported arrivals. While most secondary displacements occurred within the governorate, the majority of IDPs leaving Suran moved to Idleb governorate.

Figure 10: Reported arrivals to sub-districts (# IDPs)



Figure 11: ISMI-covered communities receiving IDP arrivals (# IDPs)


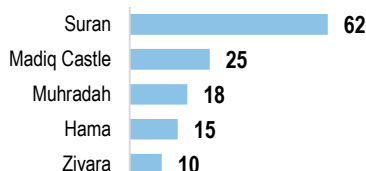


Figure 12: ISMI-covered sub-districts of provenance of arrivals (# IDPs)



Recorded IDP arrivals

- 130 IDPs

% of arrivals from other governorates

- 0%

Most common shelter of newly arrived IDPs

- Rented/owned housing (79 IDPs)
- Hosted (24 IDPs)

Recorded IDP departures

- 765 IDPs

% of departures to other governorates

- 37%

Most common reasons for IDPs leaving Hama communities

- Family reunification and improved safety and security in area of origin

DEIR-EZ-ZOR GOVERNORATE

Recorded IDP arrivals

- 339 IDPs

% of arrivals from other governorates

- 12%

Most common shelter of newly arrived IDPs

- Hosted (239 IDPs)
- Rented/owned housing (76 IDPs)

Recorded IDP departures

- 20 IDPs

% of departures to other governorates

- 0%

Most common reasons for IDPs leaving Deir-ez-Zor communities

- Loss of assets, improved safety and security in area of origin and family reunification

A total of **339 IDPs arrived to ISMI-covered communities** in Deir-ez-Zor between 20 and 26 February 2017, the majority arriving to **Basira, Khasham, Kisreh, Al Mayadin and Sur sub-districts** (Figures 13, 14). Arrivals to Deir-ez-Zor communities were displaced largely from areas within the governorate. Meanwhile, **20 IDPs were recorded to have left Hajin**. No IDP departures were reported to outside the governorate during the assessed week.

Figure 13: Reported arrivals to sub-district (# IDPs)

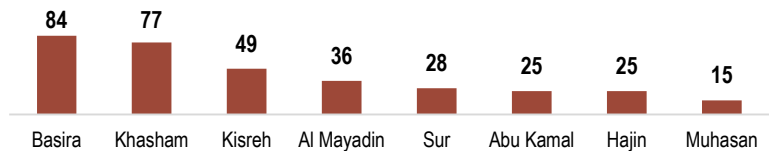



Figure 14: Five ISMI-covered communities receiving largest IDP arrivals (# IDPs)



Figure 15: Sub-districts of provenance of arrivals (# IDPs)*



*Fewer than five sub-districts of provenance are shown, as the area of provenance was unknown for the remaining reported arrivals.

HOMS GOVERNORATE

A total of **157 IDPs arrived to four ISMI-covered communities in Homs** in the past week, the majority arriving to **Ar-Rastan (112)** (Figures 16, 17). All recorded new arrivals were displaced from elsewhere in Homs governorate, predominantly from Homs sub-district as a result of ongoing conflict there. In the past week, **25 IDPs left ISMI-covered communities in Homs**, all remained within the governorate, reportedly moving to the community of **Deir Fool**.

Figure 16: Reported arrivals to sub-district (# IDPs)

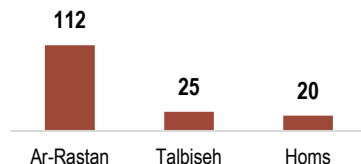


Figure 17: ISMI-covered communities receiving IDP arrivals (# IDPs)

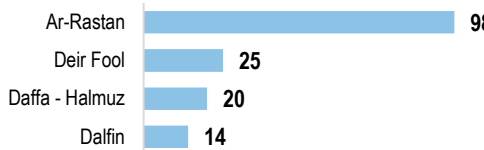
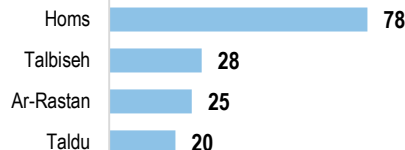


Figure 18: Sub-districts of provenance of arrivals (# IDPs)*



Recorded IDP arrivals

- 157 IDPs

% of arrivals from other governorates

- 0%

Most common shelter of newly arrived IDPs

- Rented/owned housing (108 IDPs)
- Hosted (43 IDPs)

Recorded IDP departures

- 25 IDPs

% of departures to other governorates

- 0%

Most common reasons for IDPs leaving Homs communities

- Reduced access to food, loss of income and current location intended as transit only

ABOUT ISMI & THIS FACTSHEET

The **IDP Situation Monitoring Initiative (ISMI)** is an initiative of the Camp Coordination and Camp Management (CCCM) Cluster, implemented by REACH with the support of Syria Relief Network (SRN) and cluster members.

Following a baseline assessment conducted between 23 October and 21 November 2016, weekly data collection cycles have been initiated to provide regular updates on IDP movements. Based on 1,183 communities assessed in the governorates of Aleppo, Ar-Raqqa, Deir-ez-Zor, Hama, Homs and Idleb during the baseline, this factsheet presents a summary of reported inward and outward movements of IDPs in the 7 days preceding data collection. **From 20 to 26 February 2017 such displacements were reported in 107 out of all ISMI-covered communities.**

Displacement was identified through an extensive key informant (KI) network, either through alert initiated by KIs or follow-up by enumerators. A range of 2-3 KIs were interviewed in each community, while collected information was further triangulated through other sources, including CCCM member data and humanitarian updates. This approach allows for regular updates on IDP movements at a community level across ISMI coverage areas. As movement updates are limited to areas covered by ISMI, there are displacements that are not reported on here.

An initiative of



Feedback: CCCM Cluster Northern Syria, Email: syria.cross.border.info@cccmcluster.org, Info: <http://www.globalccmcluster.org>, <https://www.humanitarianresponse.info>

Implemented by

