

Introduction

This multi-sector needs assessment is part of a monthly data collection exercise which aims to gather information about needs and the humanitarian situation inside Syria. The factsheets present information collected in December 2016, referring to the situation in November 2016.

These factsheets present information at the community level for seventeen sub-districts in Dar'a governorate. In Dar'a City, neighbourhood-level data has been collected, and information is presented at this level*. Selected key indicators for the following sectors are included in the factsheets: displacement, shelter, NFIs, health, food security, WASH and education. The factsheets do not cover the entire range of indicators gathered in the questionnaire.

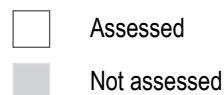
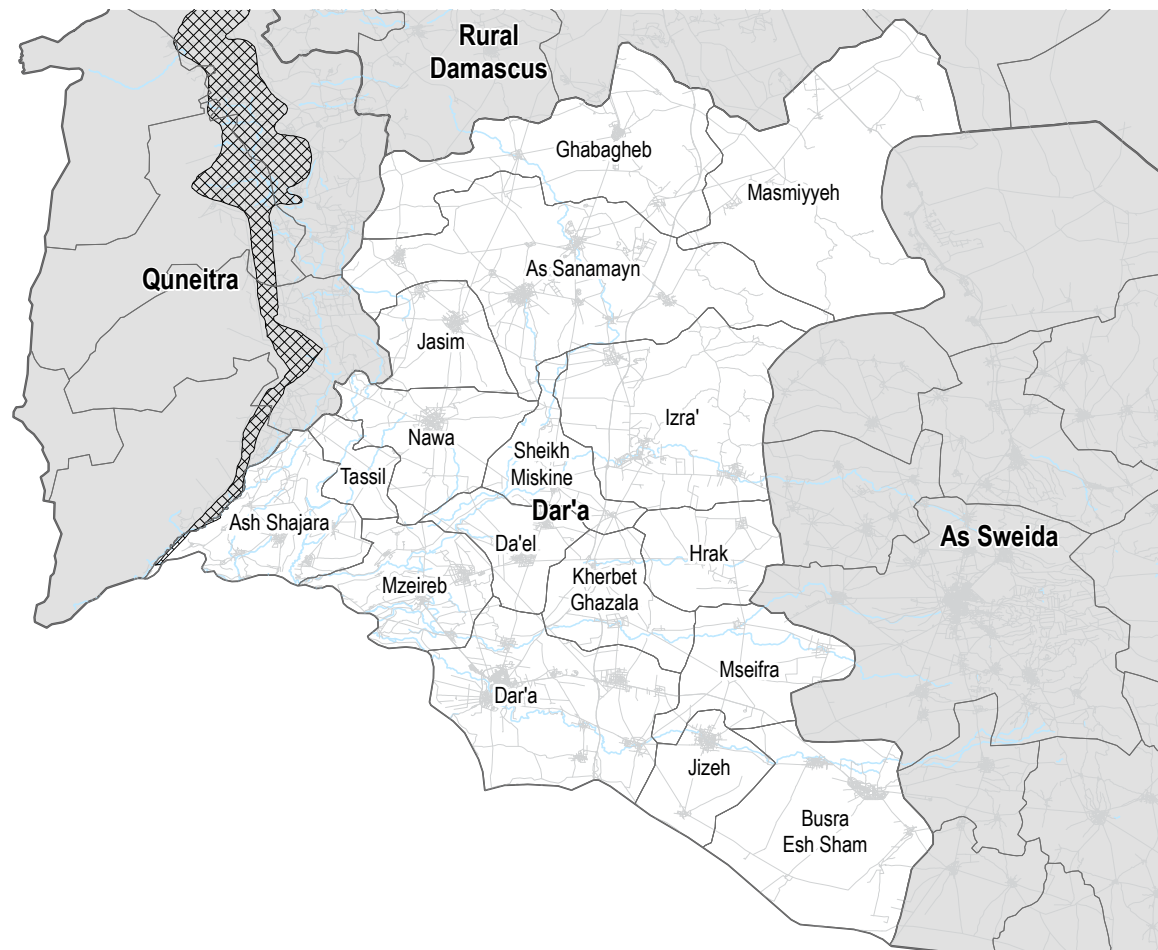
For full visualisation of all indicators collected, please see the SIMAWG Needs Identification Dynamic Reporting Tool, available here: <http://www.reach-info.org/syr/simawg/>

Methodology and limitations

These findings are based on data collected both directly and remotely (in Jordan, Lebanon, Kurdistan Region of Iraq and Turkey) from Key Informants residing in communities throughout Syria.

Information was collected from Key Informants in 126 communities in 17 sub-districts of Dar'a governorate. For each question asked, confidence levels are assigned based on the Key Informant's area of expertise and knowledge of the sector-specific situation.

For a full description of the methodology, please see the Terms of Reference, available on the [REACH Resource Centre](#).



PDF: click on sub-district name to jump to factsheet

Shelter

Most common shelter

- Independent apartment or house
- Shared apartment or house
- Unfinished apartment or house
- Tent
- Private space not for shelter
- Cave/natural shelter
- Collective public space not for shelter

- No IDPs
- No information

Min - Max: rent paid per room (where known)

Abdin

NDPs IDPs

2000 - 3000 SYP

Abu Hartein

NDPs IDPs

No info

Al-Qusayr

NDPs IDPs

2000 - 3000 SYP

Arda

NDPs IDPs

1500 - 2500 SYP

Ash Shajara

NDPs IDPs

2000 - 4000 SYP

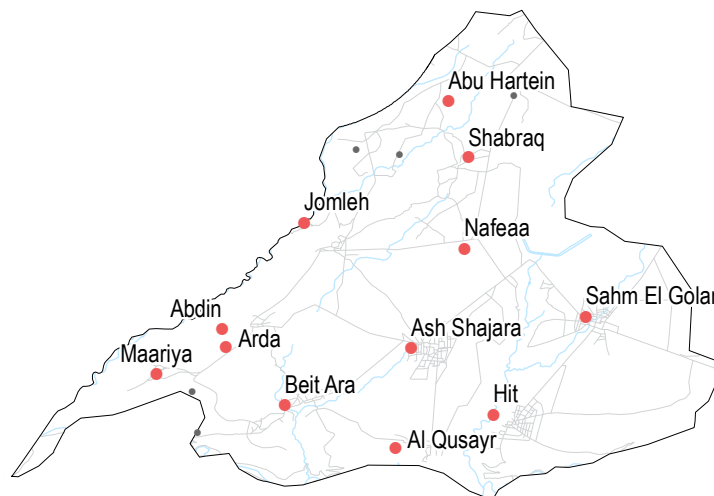
Beit Ara

NDPs IDPs

No info

- 12/17 communities assessed (6 communities are shown on the next factsheet):

Abdin
Abu Hartein
Al-Qusayr
Arda
Ash Shajara
Beit Ara



Livelihoods

Most common strategies used to cope with lack of income / resources

Abdin

- Borrowing from family/friends
- High risk/illegal work
- Selling household assets

Abu Hartein

- Borrowing from family/friends

Al-Qusayr

- Borrowing from family/friends
- High risk/illegal work
- Selling household assets

Arda

- Borrowing from family/friends
- High risk/illegal work
- Selling household assets

Ash Shajara

- Borrowing from family/friends
- High risk/illegal work
- Selling household assets

Beit Ara

- Spending days without eating

Displacement

Abdin

76-100%
 Yes No

Abu Hartein

26-50%
 No No info

Al-Qusayr

76-100%
 Yes No

Arda

76-100%
 Yes No

% of pre-conflict population remaining

IDPs already living in village

IDPs arrived in last month

No information

Ash Shajara

76-100%
 Yes No

Beit Ara

51-75%
 No No info

NFIs

Abdin

B NA
D NA
F 58000 SYP

Abu Hartein

B 7000 SYP
D 650 SYP
F 65000 SYP

Al-Qusayr

B NA
D NA
F 53000 SYP

Arda

B NA
D NA
F 54000 SYP

Ash Shajara

B NA
D NA
F 54000 SYP

Beit Ara

B NA
D 850 SYP
F NA

Most common electricity source

Main network

Generator

No source available

No information

Fuel Prices

B Butane (cannister)

D Diesel (litre)

F Firewood (tonne)

NA: not available for purchase

Health

Most common health problems

Al-Qusayr

Diarrhea
 Chronic disease with no access to medicine
 Acute respiratory infections

Beit Ara

Skin disease
 Injuries
 Fever

Abdin

Diarrhea
 Acute respiratory infections
 Severe diseases affecting those aged less than 5

Arda

Chronic disease with no access to medicine
 Acute respiratory infections
 Severe diseases affecting those aged less than 5

Abu Hartein

Diarrhea
 Skin disease
 Communicable diseases

Ash Shajara

Diarrhea
 Chronic disease with no access to medicine
 Acute respiratory infections

• 12/17 communities assessed (6 communities are shown on the next factsheet):

- Abdin
- Abu Hartein
- Al-Qusayr
- Arda
- Ash Shajara
- Beit Ara

Food Security

Ash Shajara

Bread: no info
 Rice: 600 SYP
 Lentils: 350 SYP
 Cooking oil: 1100 SYP
 Sugar: 700 SYP

Abdin

Bread: no info
 Rice: 900 SYP
 Lentils: 350 SYP
 Cooking oil: 1200 SYP
 Sugar: no info

Al-Qusayr

Bread: no info
 Rice: 600 SYP
 Lentils: 325 SYP
 Cooking oil: 1100 SYP
 Sugar: 800 SYP

Main challenges to obtaining food

- No challenges
- Some foods unavailable
- Local production decreased
- Lack of access to market
- Some foods expensive
- Lack of resources to buy food available in markets
- Lack of access to fuel
- Cooking fuel not available
- No information

Beit Ara

Bread: no info
 Rice: no info
 Lentils: no info
 Cooking oil: no info
 Sugar: no info

Abu Hartein

Bread: no info
 Rice: 700 SYP
 Lentils: 300 SYP
 Cooking oil: 700 SYP
 Sugar: 550 SYP

Arda

Bread: no info
 Rice: 850 SYP
 Lentils: 360 SYP
 Cooking oil: no info
 Sugar: no info

Bread (public): 1 pack
 Rice, lentils, sugar: 1 kg
 Cooking oil: 1 litre

WASH

Most common water source

Status of source

- Water is safe to drink
- Water tastes/smells bad
- People sick after drinking
- No information

Change in available water since last month

- More water
- No change
- Less water
- No information

Most common method of garbage disposal

Abdin

Water trucking
 Public free collection

Abu Hartein

Water trucking
 Buried / burned

Al-Qusayr

Water trucking
 Public free collection

Arda

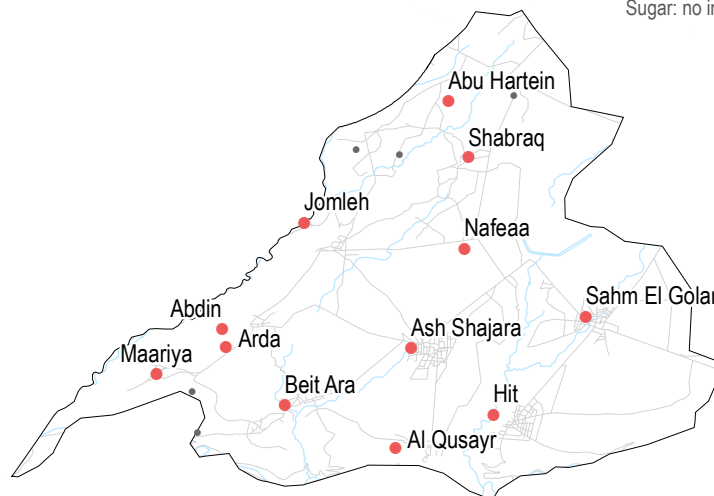
Water trucking
 Public free collection

Beit Ara

Water trucking
 Left in street / public area

Ash Shajara

Water trucking
 Public free collection



Education

Abdin

Most children accessed education

Abu Hartein

Services not accessible

Al-Qusayr

Most children accessed education

Arda

Lack of teaching staff
 Lack of school supplies

Status of primary schools in village

- Functioning
- Not functioning
- Not available
- No information
- Barriers to accessing education services

Ash Shajara

Most children accessed education

Beit Ara

Some facilities destroyed
 Lack of teaching staff
 Lack of school supplies

Shelter

Most common shelter

- Independent apartment or house
- Shared apartment or house
- Unfinished apartment or house
- Tent
- Private space not for shelter
- Cave/natural shelter
- Collective public space not for shelter

- No IDPs
- No information

Min - Max: rent paid per room (where known)

Hit

NDPs IDPs
 10000 - 15000 SYP

Jomleh

NDPs IDPs
 2000 - 3000 SYP

Maariya

NDPs IDPs
 1500 - 2000 SYP

Nafeaa

NDPs IDPs
 No info

Sahm El Golan

NDPs IDPs
 4000 - 6000 SYP

Shabraq

NDPs IDPs
 2000 - 3000 SYP

• 12/17 communities assessed (6 communities are shown on the previous factsheet):

- Hit
- Jomleh
- Maariya
- Nafeaa
- Sahm El Golan
- Shabraq

Livelihoods

Most common strategies used to cope with lack of income / resources

Hit

- Children sent to work/beg
- Borrowing from family/friends

Jomleh

- Borrowing from family/friends
- High risk/illegal work
- Selling household assets

Maariya

- Borrowing from family/friends
- High risk/illegal work
- Selling household assets

Nafeaa

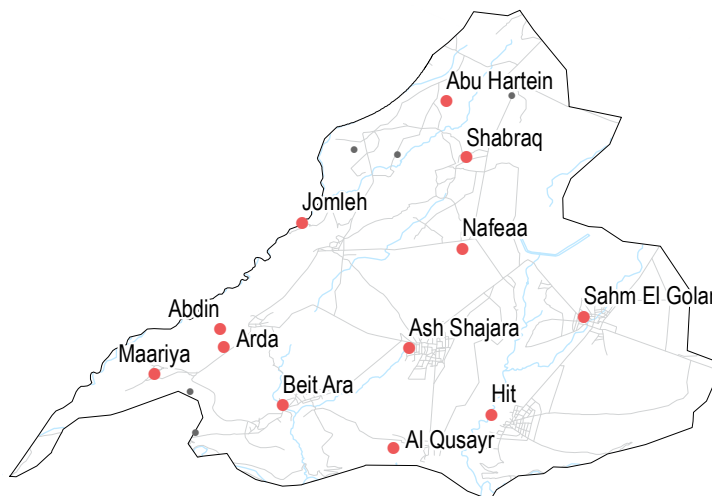
- Borrowing from family/friends
- High risk/illegal work
- Selling household assets

Sahm El Golan

- Borrowing from family/friends
- High risk/illegal work
- Selling household assets

Shabraq

- Borrowing from family/friends
- High risk/illegal work
- Selling household assets



Displacement

Hit

76-100%
 Yes No

Jomleh

76-100%
 Yes No

Maariya

76-100%
 Yes No

Nafeaa

76-100%
 Yes No

% of pre-conflict population remaining

IDPs already living in village

IDPs arrived in last month

No information

Sahm El Golan

76-100%
 Yes No

Shabraq

76-100%
 Yes No

NFIs

Hit

B 6800 SYP
D 350 SYP
F 65000 SYP

Jomleh

B NA
D NA
F 52000 SYP

Maariya

B NA
D NA
F 56000 SYP

Nafeaa

B NA
D NA
F 63000 SYP

Sahm El Golan

B 5400 SYP
D 275 SYP
F 51000 SYP

Shabraq

B NA
D NA
F 54000 SYP

Most common electricity source

Main network

Generator

No source available

No information

Fuel Prices

B Butane (cannister)

D Diesel (litre)

F Firewood (tonne)

NA: not available for purchase

Health

Most common health problems

Maariya

Chronic disease with no access to medicine
 Acute respiratory infections
 Severe diseases affecting those aged less than 5

Nafeaa

Diarrhea
 Acute respiratory infections
 Severe diseases affecting those aged less than 5

Sahm El Golan

Disabilities
 Chronic disease with no access to medicine
 Acute respiratory infections

Shabraq

Diarrhea
 Chronic disease with no access to medicine
 Acute respiratory infections

Hit

Skin disease
 Injuries

Jomleh

Diarrhea
 Chronic disease with no access to medicine
 Acute respiratory infections

• 12/17 communities assessed (6 communities are shown on the previous factsheet):

- Hit
- Jomleh
- Maariya
- Nafeaa
- Sahm El Golan
- Shabraq

Food Security

Sahm El Golan

Bread: no info
 Rice: 400 SYP
 Lentils: 275 SYP
 Cooking oil: 800 SYP
 Sugar: 425 SYP

Hit

Bread: 200 SYP
 Rice: 750 SYP
 Lentils: 500 SYP
 Cooking oil: 950 SYP
 Sugar: 450 SYP

Maariya

Bread: no info
 Rice: 900 SYP
 Lentils: 450 SYP
 Cooking oil: no info
 Sugar: no info

Shabraq

Bread: no info
 Rice: 850 SYP
 Lentils: 325 SYP
 Cooking oil: 1100 SYP
 Sugar: no info

Jomleh

Bread: no info
 Rice: 600 SYP
 Lentils: 350 SYP
 Cooking oil: 1050 SYP
 Sugar: 700 SYP

Nafeaa

Bread: no info
 Rice: 800 SYP
 Lentils: 400 SYP
 Cooking oil: no info
 Sugar: no info

Main challenges to obtaining food

- No challenges
- Some foods unavailable
- Local production decreased
- Lack of access to market
- Some foods expensive
- Lack of resources to buy food available in markets
- Lack of access to fuel
- Cooking fuel not available
- No information

Bread (public): 1 pack
 Rice, lentils, sugar: 1 kg
 Cooking oil: 1 litre

WASH

Most common water source

Status of source

- Water is safe to drink
- Water tastes/smells bad
- People sick after drinking
- No information

Change in available water since last month

- More water
- No change
- Less water
- No information

Most common method of garbage disposal

Hit

Protected spring
 Buried / burned

Jomleh

Water trucking
 Public free collection

Maariya

Water trucking
 Public free collection

Nafeaa

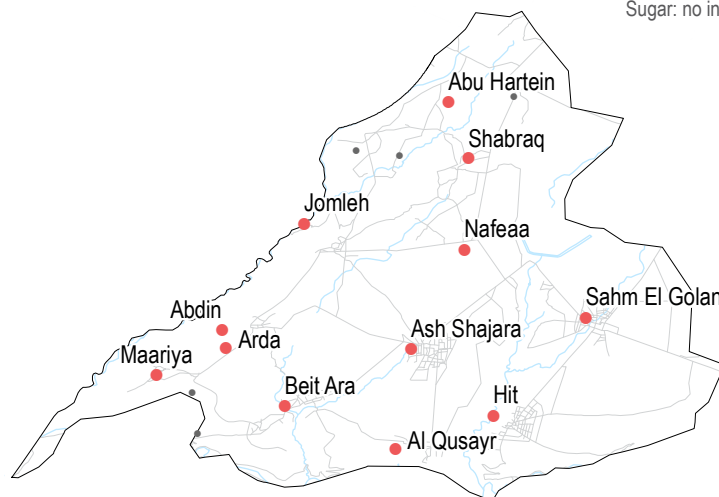
Water trucking
 Public free collection

Shabraq

Protected spring
 Public free collection

Sahm El Golan

Water trucking
 Public free collection



Education

Hit

Most children accessed education

Jomleh

Most children accessed education

Maariya

Most children accessed education

Nafeaa

Services not accessible

Status of primary schools in village

- Functioning
- Not functioning
- Not available
- No information
- Barriers to accessing education services

Sahm El Golan

Most children accessed education

Shabraq

Services not accessible

As Sanamayn 1/3, Dar'a Governorate

December 2016

Shelter

Most common shelter

- Independent apartment or house
- Shared apartment or house
- Unfinished apartment or house
- Tent
- Private space not for shelter
- Cave/natural shelter
- Collective public space not for shelter

- No IDPs
 - No information
- Min - Max: rent paid per room (where known)

Ankhal

NDPs IDPs
No info

As Sanamayn

NDPs IDPs
10000 - 15000 SYP

Barqa

NDPs IDPs
No info

Bsir

NDPs IDPs
No info

Eib

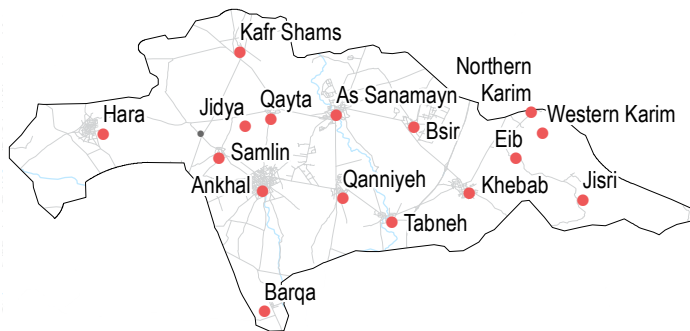
NDPs IDPs
No info

Hara

NDPs IDPs
4500 - 5500 SYP

• 16/17 communities assessed (10 communities are shown on the next two factsheets):

- Ankhal
- As Sanamayn
- Barqa
- Bsir
- Eib
- Hara



Livelihoods

Most common strategies used to cope with lack of income / resources



Ankhal

- Borrowing from family/friends
- Skipping meals
- Reducing meal size



As Sanamayn

- Borrowing from family/friends
- Selling household assets
- Skipping meals



Barqa

- Borrowing from family/friends
- Selling household assets
- Skipping meals



Bsir

- Taking loans/buying on credit
- Borrowing from family/friends
- Reducing meal size



Eib

- Borrowing from family/friends
- High risk/illegal work
- Reducing meal size



Hara

- Borrowing from family/friends
- Skipping meals
- Reducing meal size

Displacement

Ankhal

51-75%
Yes No

As Sanamayn

51-75%
Yes No

Barqa

26-50%
Yes Yes

Bsir

51-75%
No No info

% of pre-conflict population remaining

IDPs already living in village

IDPs arrived in last month

No information

Eib

1-25%
No No info

Hara

76-100%
Yes Yes

NFIs

Ankhal

B 6000 SYP
D 425 SYP
F 55000 SYP

As Sanamayn

B 2700 SYP
D 200 SYP
F 50000 SYP

Barqa

B 8000 SYP
D 250 SYP
F NA

Bsir

B 3000 SYP
D 175 SYP
F 42000 SYP

Eib

B NA
D NA
F NA

Hara

B 6000 SYP
D 375 SYP
F 60000 SYP

Most common electricity source

Main network

Generator

No source available

No information

Fuel Prices

B Butane (cannister)

D Diesel (litre)

F Firewood (tonne)

NA: not available for purchase

Health

Most common health problems

Barqa
 Communicable diseases
 Chronic disease with no access to medicine
 Injuries

Hara
 Chronic disease with no access to medicine
 Acute respiratory infections
 Fever

Ankhal

Chronic disease with no access to medicine
 Acute respiratory infections
 Severe diseases affecting those aged less than 5
As Sanamayn

Bsir

Chronic disease with no access to medicine
 Injuries
 Acute respiratory infections

Eib

Chronic disease with no access to medicine
 Injuries
 Acute respiratory infections

• 16/17 communities assessed (10 communities are shown on the next two factsheets):

- Ankhal
- As Sanamayn
- Barqa
- Bsir
- Eib
- Hara

Food Security

Eib

Bread: no info
 Rice: 400 SYP
 Lentils: 400 SYP
 Cooking oil: 600 SYP
 Sugar: 400 SYP

Ankhal

Bread: no info
 Rice: 650 SYP
 Lentils: 400 SYP
 Cooking oil: 800 SYP
 Sugar: 400 SYP

Barqa

Bread: no info
 Rice: 450 SYP
 Lentils: 400 SYP
 Cooking oil: 700 SYP
 Sugar: 425 SYP

Main challenges to obtaining food

- No challenges
- Some foods unavailable
- Local production decreased
- Lack of access to market
- Some foods expensive
- Lack of resources to buy food available in markets
- Lack of access to fuel
- Cooking fuel not available

Hara

Bread: no info
 Rice: 650 SYP
 Lentils: 400 SYP
 Cooking oil: 750 SYP
 Sugar: 400 SYP

As Sanamayn

Bread: 100 SYP
 Rice: 400 SYP
 Lentils: 400 SYP
 Cooking oil: 700 SYP
 Sugar: 400 SYP

Bsir

Bread: 100 SYP
 Rice: 450 SYP
 Lentils: 400 SYP
 Cooking oil: 700 SYP
 Sugar: 375 SYP

No information
 Bread (public): 1 pack
 Rice, lentils, sugar: 1 kg
 Cooking oil: 1 litre

WASH

Most common water source

Status of source

- Water is safe to drink
- Water tastes/smells bad
- People sick after drinking
- No information

Change in available water since last month

- More water
- No change
- Less water
- No information

Most common method of garbage disposal

Ankhal

Closed well
 Public free collection

As Sanamayn

Network
 Public free collection

Barqa

Water trucking
 Public free collection

Bsir

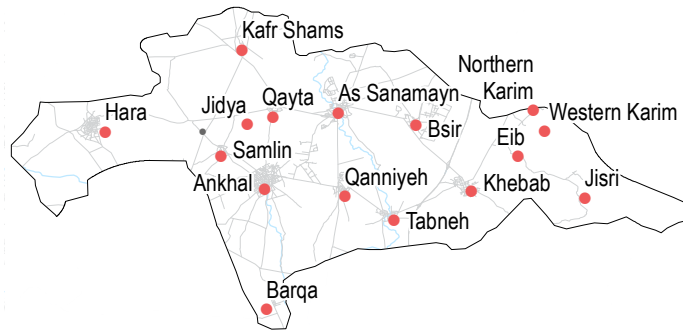
Network
 Public free collection

Hara

Closed well
 Public free collection

Eib

Closed well
 Left in street / public area



Education

Ankhal

Most children accessed education

As Sanamayn

Most children accessed education

Barqa

Most children accessed education

Bsir

Most children accessed education

Status of primary schools in village

- Functioning
- Not functioning
- Not available
- No information
- Barriers to accessing education services

Eib

Some facilities destroyed
 Lack of school supplies
 Unsafe route to services

Hara

Most children accessed education

Shelter

Most common shelter

- Independent apartment or house
- Shared apartment or house
- Unfinished apartment or house
- Tent
- Private space not for shelter
- Cave/natural shelter
- Collective public space not for shelter

- No IDPs
- No information

Min - Max: rent paid per room (where known)

Jidya

- NDPs
- IDPs
- No info

Jisri

- NDPs
- IDPs
- No info

Kafr Shams

- NDPs
- IDPs
- No info

Khebab

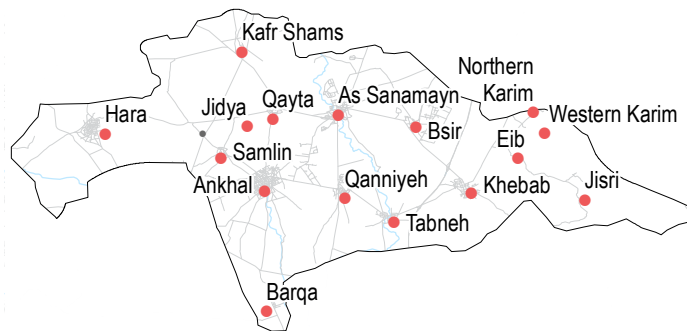
- NDPs
- IDPs
- 10000 - 15000 SYP

Northern Karim

- NDPs
- IDPs
- No info

- 16/17 communities assessed (6 communities are shown on the previous factsheet, 5 communities are shown on the next factsheet):

Jidya
 Jisri
 Kafr Shams
 Khebab
 Northern Karim



Livelihoods

Most common strategies used to cope with lack of income / resources

Jidya

- Borrowing from family/friends
- Skipping meals

Khebab

- Taking loans/buying on credit
- Borrowing from family/friends

Jisri

- Selling household assets
- Skipping meals
- Reducing meal size

Northern Karim

- High risk/illegal work
- Selling household assets

Kafr Shams

- Borrowing from family/friends
- Skipping meals
- Reducing meal size

Displacement

Jidya

- 26-50%
- No
- No info

Jisri

- 26-50%
- No
- No info

Kafr Shams

- 51-75%
- Yes
- Yes

Khebab

- 76-100%
- No
- No info

% of pre-conflict population remaining

IDPs already living in village

IDPs arrived in last month

No information

Northern Karim

- 51-75%
- No
- No info

NFIs

Jidya

- B 2800 SYP
- D 250 SYP
- F 60000 SYP

Jisri

- B NA
- D 375 SYP
- F 55000 SYP

Kafr Shams

- B 5800 SYP
- D 375 SYP
- F NA

Khebab

- B 2700 SYP
- D 200 SYP
- F 47000 SYP

Northern Karim

- B 4200 SYP
- D 300 SYP
- F 60000 SYP

Most common electricity source

Main network

Generator

No source available

No information

Fuel Prices

B Butane (cannister)

D Diesel (litre)

F Firewood (tonne)

NA: not available for purchase

Health

Most common health problems

Kafr Shams

Chronic disease with no access to medicine
 Pregnancy related diseases
 Severe diseases affecting those aged less than 5

Khebab

Chronic disease with no access to medicine
 Pregnancy related diseases
 Injuries

Northern Karim

Chronic disease with no access to medicine
 Severe diseases affecting those aged less than 5

Jidya

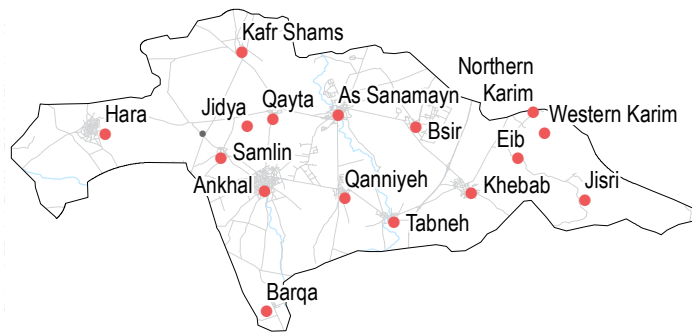
Diarrhea
 Chronic disease with no access to medicine
 Severe diseases affecting those aged less than 5

Jisri

Injuries
 Acute respiratory infections
 Severe diseases affecting those aged less than 5

• 16/17 communities assessed (6 communities are shown on the previous factsheet, 5 communities are shown on the next factsheet):

- Jidya
- Jisri
- Kafr Shams
- Khebab
- Northern Karim



Food Security

Northern Karim Jidya

Bread: no info
 Rice: 800 SYP
 Lentils: 400 SYP
 Cooking oil: 700 SYP
 Sugar: 400 SYP

Kafr Shams

Bread: no info
 Rice: 650 SYP
 Lentils: 400 SYP
 Cooking oil: 750 SYP
 Sugar: 400 SYP

Jisri

Bread: no info
 Rice: 650 SYP
 Lentils: 400 SYP
 Cooking oil: no info
 Sugar: 400 SYP

Khebab

Bread: 100 SYP
 Rice: 400 SYP
 Lentils: 400 SYP
 Cooking oil: 700 SYP
 Sugar: 400 SYP

Main challenges to obtaining food

- No challenges
 - Some foods unavailable
 - Local production decreased
 - Lack of access to market
 - Some foods expensive
 - Lack of resources to buy food available in markets
 - Lack of access to fuel
 - Cooking fuel not available
 - No information
- Bread (public): 1 pack
 Rice, lentils, sugar: 1 kg
 Cooking oil: 1 litre

WASH

Most common water source

Status of source

- Water is safe to drink
- Water tastes/smells bad
- People sick after drinking
- No information

Change in available water since last month

- More water
- No change
- Less water
- No information

Most common method of garbage disposal

Jidya

Closed well
 Public free collection

Jisri

Closed well
 Left in street / public area

Kafr Shams

Closed well
 Public free collection

Khebab

Network
 Public free collection

Northern Karim

Closed well
 Buried / burned

Education

Jidya

Most children accessed education

Jisri

Services not accessible

Kafr Shams

Most children accessed education

Khebab

Most children accessed education

Status of primary schools in village

- Functioning
- Not functioning
- Not available
- No information
- Barriers to accessing education services

Northern Karim

Most children accessed education

Shelter

Most common shelter

- Independent apartment or house
- Shared apartment or house
- Unfinished apartment or house
- Tent
- Private space not for shelter
- Cave/natural shelter
- Collective public space not for shelter

- No IDPs
- No information

Min - Max: rent paid per room (where known)

Qanniyeh

NDPs IDPs
 3500 - 4000 SYP

Qayta

NDPs IDPs
 3000 - 4500 SYP

Samlin

NDPs IDPs
 No info

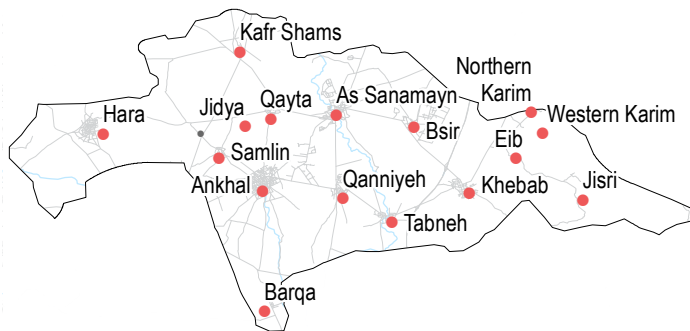
Tabneh

NDPs IDPs
 No info

Western Karim

NDPs IDPs
 No info

- 16/17 communities assessed (11 communities are shown on the previous two factsheets):
- Qanniyeh
- Qayta
- Samlin
- Tabneh
- Western Karim



Livelihoods

Most common strategies used to cope with lack of income / resources

Qanniyeh

- Borrowing from family/friends
- Reducing meal size

Qayta

- Taking loans/buying on credit
- Borrowing from family/friends
- Skipping meals

Samlin

- Borrowing from family/friends
- Selling household assets
- Reducing meal size

Tabneh

- Taking loans/buying on credit
- Borrowing from family/friends
- Skipping meals

Western Karim

- Borrowing from family/friends
- High risk/illegal work

Displacement

Qanniyeh

51-75%
 No No info

Qayta

51-75%
 No No info

Samlin

26-50%
 No No info

Tabneh

76-100%
 No No info

% of pre-conflict population remaining

IDPs already living in village

IDPs arrived in last month

No information

Western Karim

51-75%

Yes Yes

NFIs

Qanniyeh

B 2800 SYP
D 175 SYP
F 65000 SYP

Qayta

B 2900 SYP
D 200 SYP
F 43000 SYP

Samlin

B 6800 SYP
D 300 SYP
F 58000 SYP

Tabneh

B 2800 SYP
D 200 SYP
F 44000 SYP

Western Karim

B 4000 SYP
D 280 SYP
F 50000 SYP

Most common electricity source

Main network

Generator

No source available

No information

Fuel Prices

B Butane (cannister)

D Diesel (litre)

F Firewood (tonne)

NA: not available for purchase

Health

Most common health problems

Samlin
 Communicable diseases
 Chronic disease with no access to medicine
 Acute respiratory infections

Tabneh
 Chronic disease with no access to medicine
 Injuries
 Severe diseases affecting those aged less than 5

Western Karim
 Injuries
 Acute respiratory infections
 Fever

Qanniyeh
 Pregnancy related diseases
 Severe diseases affecting those aged less than 5

Qayta
 Communicable diseases
 Chronic disease with no access to medicine
 Injuries

- 16/17 communities assessed (11 communities are shown on the previous two factsheets):
 Qanniyeh
 Qayta
 Samlin
 Tabneh
 Western Karim

Food Security

Western Karim
 Bread: no info
 Rice: 800 SYP
 Lentils: 450 SYP
 Cooking oil: 700 SYP
 Sugar: 400 SYP

Qanniyeh
 Bread: 75 SYP
 Rice: 650 SYP
 Lentils: 400 SYP
 Cooking oil: 700 SYP
 Sugar: 375 SYP

Samlin
 Bread: no info
 Rice: 400 SYP
 Lentils: 400 SYP
 Cooking oil: 700 SYP
 Sugar: 375 SYP

Qayta
 Bread: 100 SYP
 Rice: 450 SYP
 Lentils: 400 SYP
 Cooking oil: 700 SYP
 Sugar: 400 SYP

Tabneh
 Bread: 100 SYP
 Rice: 500 SYP
 Lentils: 400 SYP
 Cooking oil: 700 SYP
 Sugar: 400 SYP

Main challenges to obtaining food

- No challenges
- Some foods unavailable
- Local production decreased
- Lack of access to market
- Some foods expensive
- Lack of resources to buy food available in markets
- Lack of access to fuel
- Cooking fuel not available
- No information

Bread (public): 1 pack
 Rice, lentils, sugar: 1 kg
 Cooking oil: 1 litre

WASH

Most common water source
 Status of source
 Water is safe to drink
 Water tastes/smells bad
 People sick after drinking
 No information
 Change in available water since last month
 More water
 No change
 Less water
 No information
 Most common method of garbage disposal
 Public free collection

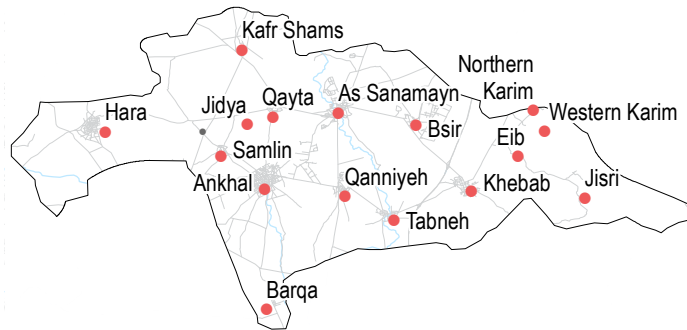
Qanniyeh
 Closed well
 Public free collection

Qayta
 Closed well
 Public free collection

Samlin
 Closed well
 Left in street / public area

Tabneh
 Network
 Public free collection

Western Karim
 Closed well
 Buried / burned



Education

Qanniyeh
 Most children accessed education

Qayta
 Most children accessed education

Samlin
 Most children accessed education

Tabneh
 Most children accessed education

Status of primary schools in village

- Functioning
- Not functioning
- Not available
- No information
- Barriers to accessing education services

Western Karim
 Most children accessed education

Busra Esh Sham 1/2, Dar'a Governorate

Shelter

Most common shelter

- Independent apartment or house
- Shared apartment or house
- Unfinished apartment or house
- Tent
- Private space not for shelter
- Cave/natural shelter
- Collective public space not for shelter

- No IDPs
- No information

Min - Max: rent paid per room (where known)

Abu Katuleh

- NDPs
- IDPs
- No info

Moraba

- NDPs
- IDPs
- No info

Busra Esh Sham

- NDPs
- IDPs
- No info

Nada

- NDPs
- IDPs
- No info

Jemrine

- NDPs
- IDPs
- No info

- 9/9 communities assessed (4 communities are shown on the next factsheet):
- Abu Katuleh
- Busra Esh Sham
- Jemrine
- Moraba
- Nada

Livelihoods

Most common strategies used to cope with lack of income / resources

Abu Katuleh

- Children sent to work/beg
- Borrowing from family/friends
- High risk/illegal work

Busra Esh Sham

- Children sent to work/beg
- Taking loans/buying on credit
- Borrowing from family/friends

Jemrine

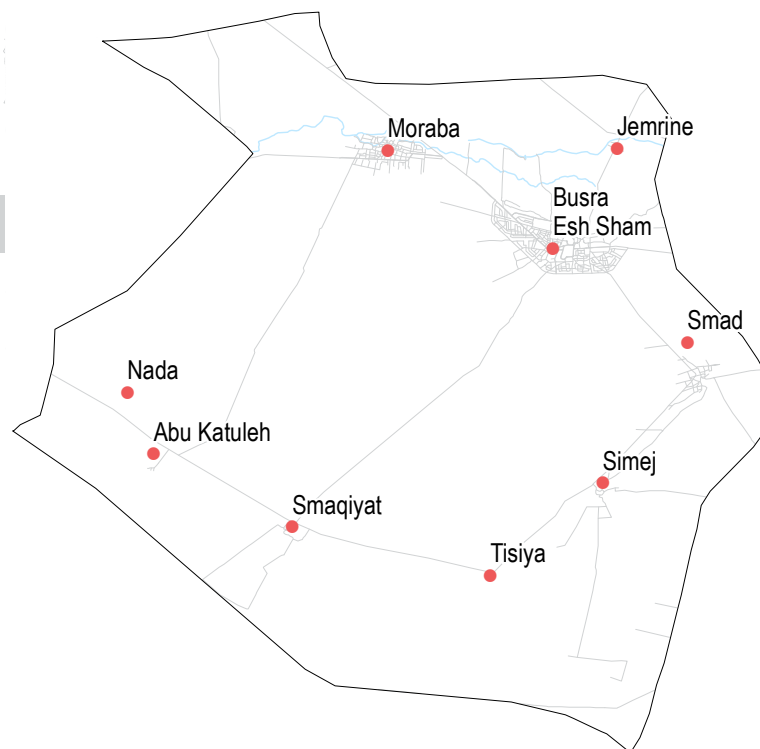
- Borrowing from family/friends
- High risk/illegal work
- Selling household assets

Moraba

- Children sent to work/beg
- Taking loans/buying on credit
- Borrowing from family/friends

Nada

- Children sent to work/beg
- Borrowing from family/friends
- High risk/illegal work



Displacement

Abu Katuleh

- 76-100%
- Yes
- No

Busra Esh Sham

- 51-75%
- Yes
- Yes

Jemrine

- 51-75%
- Yes
- Yes

Moraba

- 51-75%
- Yes
- No

% of pre-conflict population remaining

IDPs already living in village

IDPs arrived in last month

No information

Nada

- 76-100%
- Yes
- No

NFIs

Abu Katuleh

- B 6700 SYP
- D 400 SYP
- F NA

Busra Esh Sham

- B 6400 SYP
- D 350 SYP
- F 55000 SYP

Jemrine

- B 8000 SYP
- D 350 SYP
- F 70000 SYP

Moraba

- B 6600 SYP
- D 340 SYP
- F 55000 SYP

Nada

- B 6500 SYP
- D 400 SYP
- F NA

Most common electricity source

Main network

Generator

No source available

No information

Fuel Prices

B Butane (cannister)

D Diesel (litre)

F Firewood (tonne)

NA: not available for purchase

Health

Most common health problems

Jemrine
 Chronic disease with no access to medicine
 Maternal health issues
 Severe diseases affecting

Moraba
 Acute respiratory infections
 Fever
 Severe diseases affecting those aged less than 5

Abu Katuleh
 Injuries
 Acute respiratory infections
 Severe diseases affecting those aged less than 5

Busra Esh Sham
 Acute respiratory infections
 Fever
 Severe diseases affecting those aged less than 5

Nada
 Chronic disease with no access to medicine
 Injuries
 Acute respiratory infections

• 9/9 communities assessed (4 communities are shown on the next factsheet):
 Abu Katuleh
 Busra Esh Sham
 Jemrine
 Moraba
 Nada

Food Security

Nada
 Bread: 125 SYP
 Rice: no info
 Lentils: no info
 Cooking oil: no info
 Sugar: no info

Abu Katuleh
 Bread: no info
 Rice: no info
 Lentils: no info
 Cooking oil: no info
 Sugar: no info

Jemrine
 Bread: no info
 Rice: 750 SYP
 Lentils: 450 SYP
 Cooking oil: 700 SYP
 Sugar: 400 SYP

Busra Esh Sham Moraba

Bread: no info
 Rice: 650 SYP
 Lentils: 425 SYP
 Cooking oil: 850 SYP
 Sugar: 425 SYP

Bread: no info
 Rice: 700 SYP
 Lentils: 425 SYP
 Cooking oil: 850 SYP
 Sugar: 425 SYP

Main challenges to obtaining food

- No challenges
- Some foods unavailable
- Local production decreased
- Lack of access to market
- Some foods expensive
- Lack of resources to buy food available in markets
- Lack of access to fuel
- Cooking fuel not available
- No information

Bread (public): 1 pack
 Rice, lentils, sugar: 1 kg
 Cooking oil: 1 litre

WASH

Most common water source
 Status of source
 Water is safe to drink
 Water tastes/smells bad
 People sick after drinking
 No information
 Change in available water since last month
 More water
 No change
 Less water
 No information
 Most common method of garbage disposal

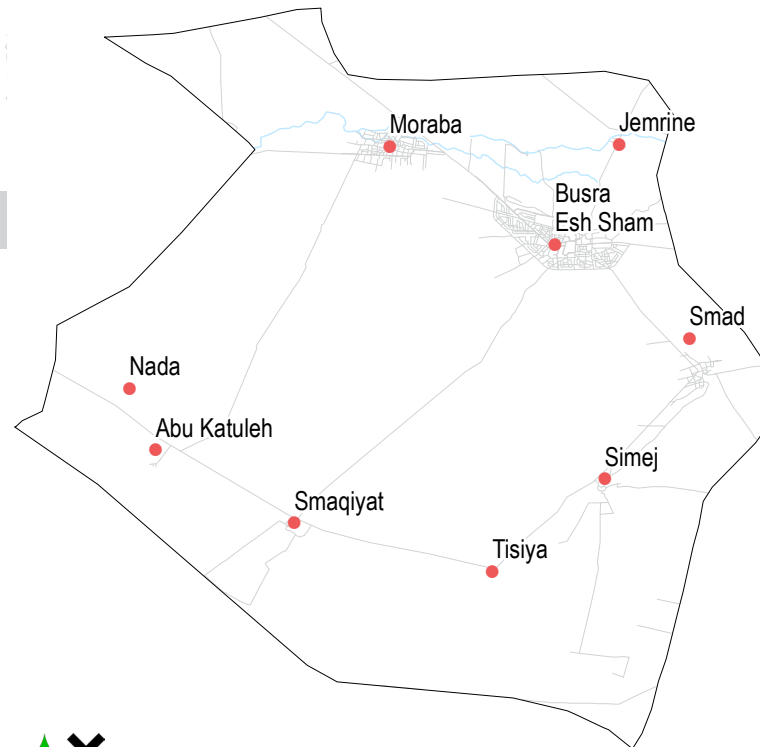
Abu Katuleh
 Water trucking
 Buried / burned

Busra Esh Sham
 Network
 Public free collection

Jemrine
 Closed well
 Public free collection

Moraba
 Network
 Public free collection

Nada
 Water trucking
 Buried / burned



Education

Abu Katuleh
 Most children accessed education

Busra Esh Sham
 Most children accessed education

Jemrine
 Most children accessed education

Moraba
 Most children accessed education

Status of primary schools in village

- Functioning
- Not functioning
- Not available
- No information
- Barriers to accessing education services

Nada
 Most children accessed education

Busra Esh Sham 2/2, Dar'a Governorate

December 2016

Shelter

Most common shelter

- Independent apartment or house
- Shared apartment or house
- Unfinished apartment or house
- Tent
- Private space not for shelter
- Cave/natural shelter
- Collective public space not for shelter

- No IDPs
- No information

Min - Max: rent paid per room (where known)

Simej

- NDPs
- IDPs
- No info

Smad

- NDPs
- IDPs
- No info

Smaqiyat

- NDPs
- IDPs
- No info

Tisiya

- NDPs
- IDPs
- No info

9/9 communities assessed (5 communities are shown on the previous factsheet):

- Simej
- Smad
- Smaqiyat
- Tisiya

Displacement

Simej

- 76-100%
- Yes
- No

Smad

- 51-75%
- Yes
- No

Smaqiyat

- 76-100%
- Yes
- No

Tisiya

- 1-25%
- Yes
- No

- % of pre-conflict population remaining
- IDPs already living in village
- IDPs arrived in last month
- No information

Livelihoods

Most common strategies used to cope with lack of income / resources

Simej

- Children sent to work/beg
- Borrowing from family/friends
- Selling household assets

Smad

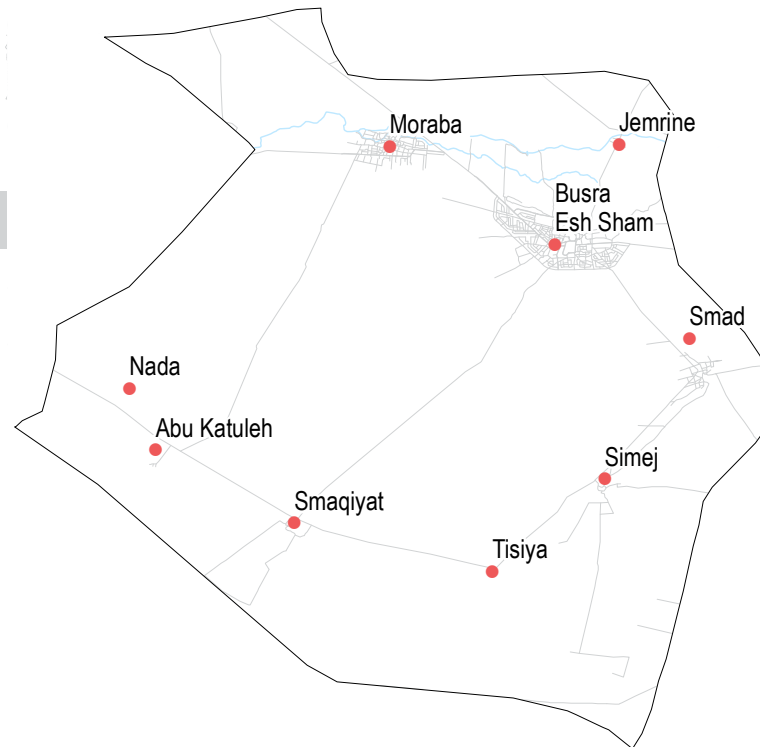
- Children sent to work/beg
- Taking loans/buying on credit
- Borrowing from family/friends

Smaqiyat

- Children sent to work/beg
- Borrowing from family/friends
- High risk/illegal work

Tisiya

- Children sent to work/beg
- Borrowing from family/friends
- High risk/illegal work



NFIs

Simej

- B 6200 SYP
- D 375 SYP
- F NA

Smad

- B 6400 SYP
- D 350 SYP
- F 60000 SYP

Smaqiyat

- B 6500 SYP
- D 400 SYP
- F NA

Tisiya

- B NA
- D NA
- F NA

Most common electricity source

- Main network
- Generator
- No source available
- No information

Fuel Prices

- B Butane (cannister)
- D Diesel (litre)
- F Firewood (tonne)

NA: not available for purchase

Health

Most common health problems

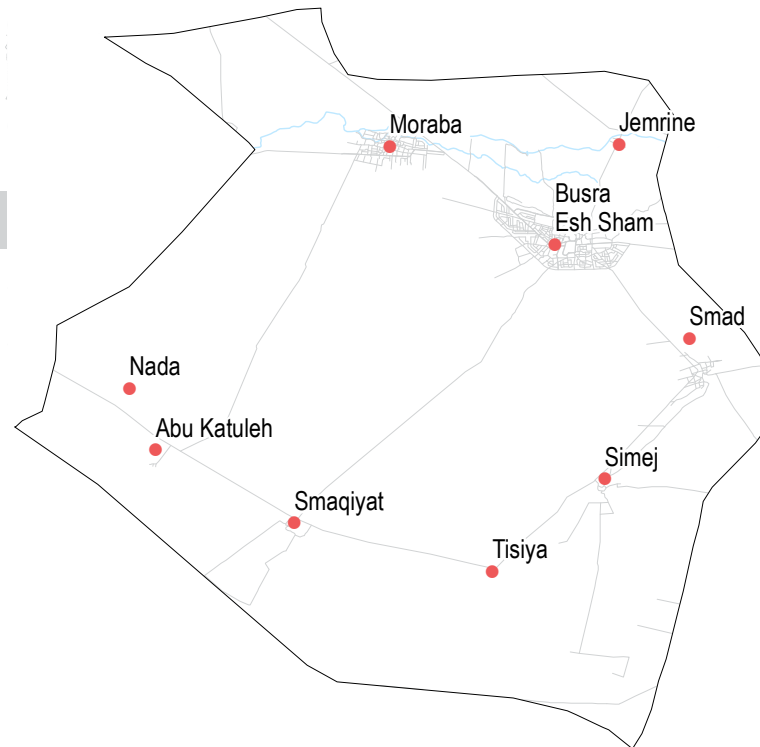
Smaqiyat
 Injuries
 Acute respiratory infections
 Fever

Simej
 Chronic disease with no access to medicine
 Injuries
 Acute respiratory infections

Tisiya
 Chronic disease with no access to medicine
 Injuries
 Acute respiratory infections

Smad
 Chronic disease with no access to medicine
 Acute respiratory infections
 Fever

• 9/9 communities assessed (5 communities are shown on the previous factsheet):
 Simej
 Smad
 Smaqiyat
 Tisiya



Food Security

Simej

Bread: no info
 Rice: 600 SYP
 Lentils: 350 SYP
 Cooking oil: 1100 SYP
 Sugar: 450 SYP

Smad

Bread: no info
 Rice: 650 SYP
 Lentils: 425 SYP
 Cooking oil: 850 SYP
 Sugar: 425 SYP

Smaqiyat

Bread: no info
 Rice: no info
 Lentils: 350 SYP
 Cooking oil: 110 SYP
 Sugar: 500 SYP

Tisiya

Bread: no info
 Rice: no info
 Lentils: no info
 Cooking oil: no info
 Sugar: no info

Main challenges to obtaining food

- No challenges
- Some foods unavailable
- Local production decreased
- Lack of access to market
- Some foods expensive
- Lack of resources to buy food available in markets
- Lack of access to fuel
- Cooking fuel not available
- No information

Bread (public): 1 pack
 Rice, lentils, sugar: 1 kg
 Cooking oil: 1 litre

WASH

Most common water source
 Status of source
 Water is safe to drink
 Water tastes/smells bad
 People sick after drinking
 No information
 Change in available water since last month
 More water
 No change
 Less water
 No information
 Most common method of garbage disposal
 Buried / burned

Simej
 Water trucking
 Buried / burned

Smad
 Water trucking
 Public free collection

Smaqiyat
 Water trucking
 Buried / burned

Tisiya
 Water trucking
 Buried / burned

Education

Simej
 Most children accessed education

Smad
 Most children accessed education

Smaqiyat
 Some facilities destroyed
 Lack of teaching staff

Tisiya
 Some facilities destroyed

Status of primary schools in village

- Functioning
- Not functioning
- Not available
- No information
- Barriers to accessing education services

Da'el, Dar'a Governorate

December 2016

Shelter

Most common shelter

- Independent apartment or house
- Shared apartment or house
- Unfinished apartment or house
- Tent
- Private space not for shelter
- Cave/natural shelter
- Collective public space not for shelter

- No IDPs
- No information

Min - Max: rent paid per room (where known)

Abtaa

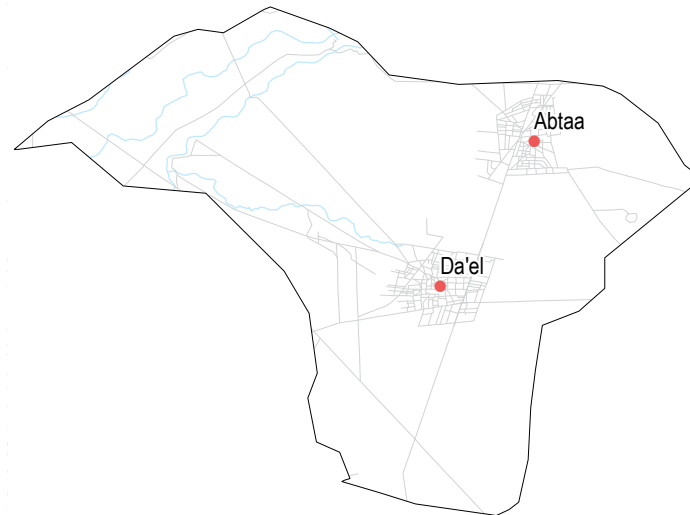
- NDPs
- IDPs
- No info

Da'el

- NDPs
- IDPs
- No info

• 2/2 communities assessed:

- Abtaa
- Da'el



Displacement

Abtaa

- 51-75%
- Yes
- No

Da'el

- 26-50%
- Yes
- No

% of pre-conflict population remaining

IDPs already living in village

IDPs arrived in last month

No information

Livelihoods

Most common strategies used to cope with lack of income / resources

Abtaa

- Taking loans/buying on credit
- Borrowing from family/friends
- High risk/illegal work

Da'el

- Children sent to work/beg
- Taking loans/buying on credit
- Borrowing from family/friends

NFIs

Abtaa

- B** 7000 SYP
- D** 310 SYP
- F** 63000 SYP

Da'el

- B** 7000 SYP
- D** 320 SYP
- F** 62000 SYP

Most common electricity source

Main network

Generator

No source available

No information

Fuel Prices

B Butane (cannister)

D Diesel (litre)

F Firewood (tonne)

NA: not available for purchase

Da'el, Dar'a Governorate

Health

Most common health problems

Abtaa



Disabilities
Maternal health issues
Severe diseases affecting those aged less than 5

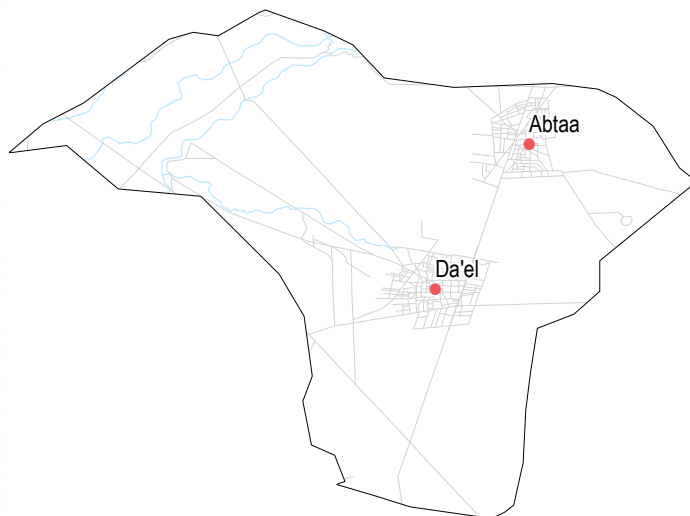
Da'el



Disabilities
Pregnancy related diseases
Severe diseases affecting those aged less than 5

• 2/2 communities assessed:

Abtaa
Da'el



WASH

Most common water source

Status of source

- Water is safe to drink
- Water tastes/smells bad
- People sick after drinking
- No information

Change in available water since last month

- More water
- No change
- Less water
- No information

Most common method of garbage disposal

Abtaa

Water trucking
 Private paid collection

Da'el

Water trucking
 Private paid collection

Food Security

Abtaa



Bread: no info
Rice: 600 SYP
Lentils: 360 SYP
Cooking oil: 950 SYP
Sugar: 475 SYP

Da'el



Bread: no info
Rice: 600 SYP
Lentils: 300 SYP
Cooking oil: 900 SYP
Sugar: 475 SYP

Main challenges to obtaining food

- No challenges
- Some foods unavailable
- Local production decreased
- Lack of access to market
- Some foods expensive
- Lack of resources to buy food available in markets
- Lack of access to fuel
- Cooking fuel not available
- No information

Bread (public): 1 pack
Rice, lentils, sugar: 1 kg
Cooking oil: 1 litre

Education

Abtaa

Most children accessed education

Da'el

Most children accessed education

Status of primary schools in village

- Functioning
- Not functioning
- Not available
- No information
- Barriers to accessing education services

Dar'a, Dar'a Governorate

Shelter

Most common shelter

- Independent apartment or house
- Shared apartment or house
- Unfinished apartment or house
- Tent
- Private space not for shelter
- Cave/natural shelter
- Collective public space not for shelter

- No IDPs
- No information

Min - Max: rent paid per room (where known)

Kahil

NDPs IDPs
10000 - 12000 SYP

Nasib

NDPs IDPs
8000 - 9000 SYP

Neimeh

NDPs IDPs
No info

Sayda

NDPs IDPs
No info

Tiba

NDPs IDPs
3000 - 3500 SYP

Um Elmayathen

NDPs IDPs
3000 - 3500 SYP

• 6/8 communities assessed, in addition to Dar'a City:

- Kahil
- Nasib
- Neimeh
- Sayda
- Tiba
- Um Elmayathen

Livelihoods

Most common strategies used to cope with lack of income / resources

Kahil

- Borrowing from family/friends
- Selling household assets

Nasib

- Borrowing from family/friends
- Selling household assets

Neimeh

- Borrowing from family/friends
- Selling household assets
- Skipping meals

Sayda

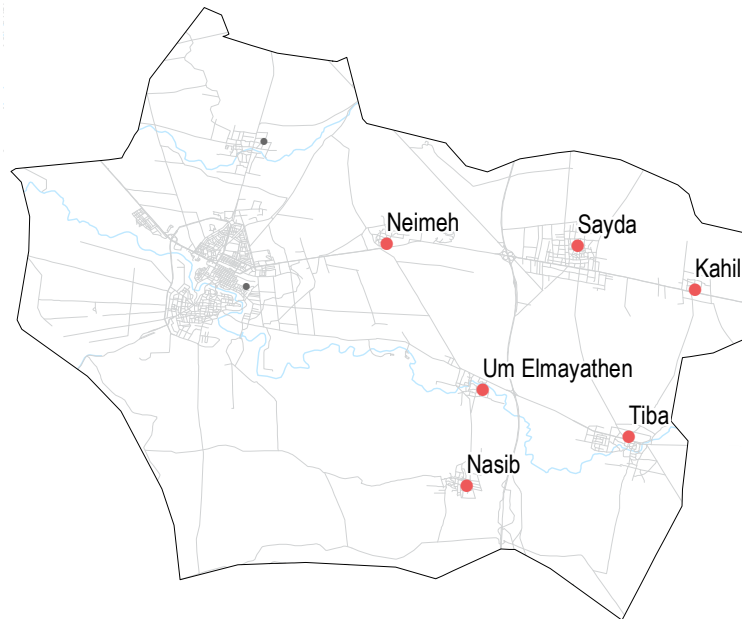
- Borrowing from family/friends

Tiba

- Borrowing from family/friends
- Selling household assets

Um Elmayathen

- Borrowing from family/friends
- Reducing meal size



Displacement

Kahil

51-75%
Yes No

Nasib

76-100%
No No info

Neimeh

26-50%
Yes No

Sayda

76-100%
Yes No

% of pre-conflict population remaining

IDPs already living in village

IDPs arrived in last month

No information

Tiba

51-75%
No No info

Um Elmayathen

76-100%
No No info

NFIs

Kahil

B 6000 SYP
D 350 SYP
F 60000 SYP

Nasib

B 6800 SYP
D 350 SYP
F 65000 SYP

Neimeh

B 5900 SYP
D 350 SYP
F 60000 SYP

Sayda

B 6500 SYP
D 350 SYP
F NA

Tiba

B 6700 SYP
D 350 SYP
F 65000 SYP

Um Elmayathen

B 6800 SYP
D 350 SYP
F NA

Most common electricity source

Main network

Generator

No source available

No information

Fuel Prices

B Butane (cannister)

D Diesel (litre)

F Firewood (tonne)

NA: not available for purchase

Dar'a, Dar'a Governorate

Health

Most common health problems

Neimeh

Communicable diseases
Chronic disease with no access to medicine
Symptoms of psychological trauma

Sayda

Disabilities
Polio
Severe diseases affecting those aged less than 5

Tiba

Diarrhea
Chronic disease with no access to medicine
Fever

Um Elmayathen

Diarrhea
Chronic disease with no access to medicine
Fever

Kahil

Communicable diseases
Chronic disease with no access to medicine
Acute respiratory infections

Nasib

Diarrhea
Skin disease
Fever

• 6/8 communities assessed, in addition to Dar'a City:

Kahil
Nasib
Neimeh
Sayda
Tiba
Um Elmayathen

Food Security

Tiba

Bread: 200 SYP
Rice: 750 SYP
Lentils: 500 SYP
Cooking oil: 900 SYP
Sugar: 450 SYP

Kahil

Bread: no info
Rice: 850 SYP
Lentils: 350 SYP
Cooking oil: 850 SYP
Sugar: 425 SYP

Neimeh

Bread: no info
Rice: 800 SYP
Lentils: 350 SYP
Cooking oil: 800 SYP
Sugar: 400 SYP

Um Elmayathen Nasib

Bread: no info
Rice: 750 SYP
Lentils: 500 SYP
Cooking oil: 900 SYP
Sugar: 475 SYP

Nasib

Bread: 200 SYP
Rice: 800 SYP
Lentils: 500 SYP
Cooking oil: 900 SYP
Sugar: 475 SYP

Sayda

Bread: no info
Rice: 750 SYP
Lentils: 200 SYP
Cooking oil: 800 SYP
Sugar: 550 SYP

Main challenges to obtaining food

- No challenges
 - Some foods unavailable
 - Local production decreased
 - Lack of access to market
 - Some foods expensive
 - Lack of resources to buy food available in markets
 - Lack of access to fuel
 - Cooking fuel not available
 - No information
- Bread (public): 1 pack
Rice, lentils, sugar: 1 kg
Cooking oil: 1 litre

WASH

Most common water source

Status of source

- Water is safe to drink
- Water tastes/smells bad
- People sick after drinking
- No information

Change in available water since last month

- More water
- No change
- Less water
- No information

Most common method of garbage disposal

Kahil

Water trucking
 Buried / burned

Nasib

Water trucking
 Public free collection

Neimeh

Water trucking
 Buried / burned

Sayda

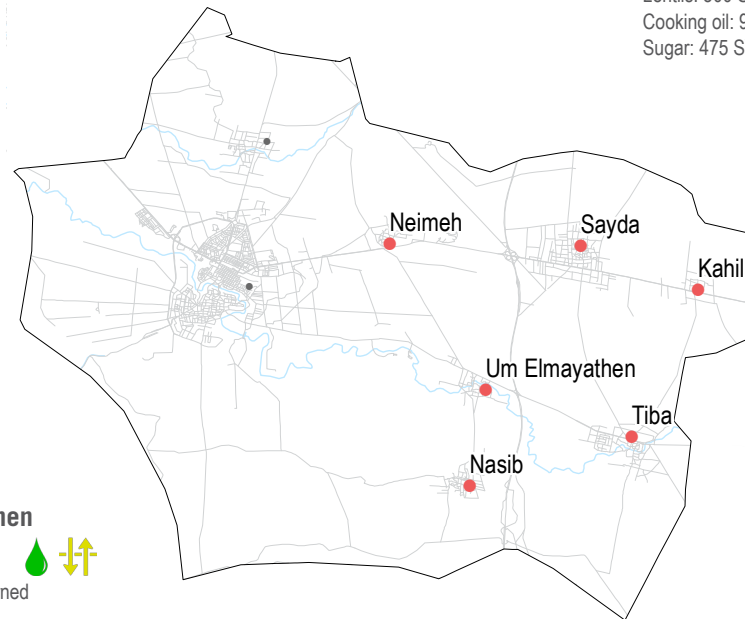
Water trucking
 Buried / burned

Um Elmayathen

Water trucking
 Buried / burned

Tiba

Water trucking
 Public free collection



Education

Kahil

Most children accessed education

Nasib

Most children accessed education

Neimeh

Most children accessed education

Sayda

Most children accessed education

Status of primary schools in village

- Functioning
- Not functioning
- Not available
- No information
- Barriers to accessing education services

Tiba

Most children accessed education

Um Elmayathen

Most children accessed education

Shelter

Most common shelter

- Independent apartment or house
- Shared apartment or house
- Unfinished apartment or house
- Tent
- Private space not for shelter
- Cave/natural shelter
- Collective public space not for shelter

- No IDPs
- No information

Min - Max: rent paid per room (where known)

Abbasiyeen

- NDPs
- IDPs
- No info

Arbaine

- NDPs
- IDPs
- No info

As Sadd

- NDPs
- IDPs
- No info

Baath

- NDPs
- IDPs
- No info

Bahar

- NDPs
- IDPs
- No info

• 13/20 neighbourhoods assessed (8 neighbourhoods are shown on the next two factsheets):

- Abbasiyeen
- Arbaine
- As Sadd
- Baath
- Bahar

Displacement

Abbasiyeen

- 26-50%
- Yes
- Yes

Arbaine

- 1-25%
- Yes
- No

As Sadd

- 26-50%
- Yes
- Yes

Baath

- 1-25%
- Yes
- No

% of pre-conflict population remaining

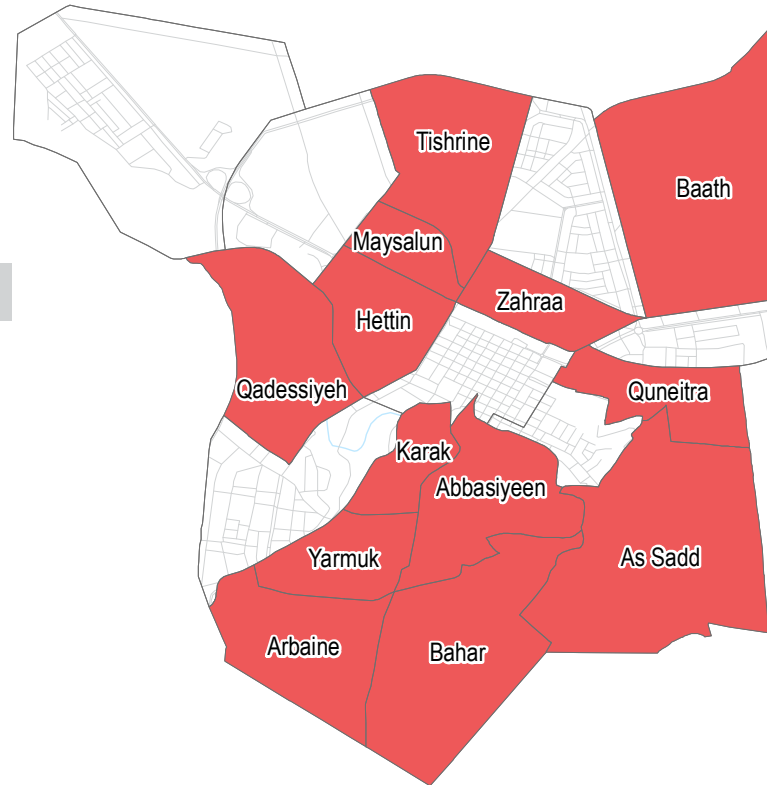
IDPs already living in village

IDPs arrived in last month

No information

Bahar

- 26-50%
- Yes
- Yes



Livelihoods

Most common strategies used to cope with lack of income / resources

Abbasiyeen

- Borrowing from family/friends
- Selling household assets
- Reducing meal size

Arbaine

- Borrowing from family/friends
- Selling household assets

As Sadd

- Borrowing from family/friends
- High risk/illegal work
- Selling household assets

Baath

- Borrowing from family/friends
- High risk/illegal work
- Reducing meal size

Bahar

- Borrowing from family/friends
- Selling household assets
- Reducing meal size

NFIs

Abbasiyeen

- B 5700 SYP
- D 350 SYP
- F 65000 SYP

Arbaine

- B 5700 SYP
- D 350 SYP
- F 60000 SYP

As Sadd

- B 5700 SYP
- D 350 SYP
- F 60000 SYP

Baath

- B 5800 SYP
- D 350 SYP
- F 65000 SYP

Bahar

- B 5800 SYP
- D 350 SYP
- F 60000 SYP

Most common electricity source

- Main network
- Generator
- No source available
- No information

Fuel Prices

- B Butane (cannister)
- D Diesel (litre)
- F Firewood (tonne)

NA: not available for purchase

Health

Most common health problems

As Sadd

Disabilities
 Chronic disease with no access to medicine
 Symptoms of psychological trauma

Baath

Communicable diseases
 Chronic disease with no access to medicine
 Injuries

Abbasiyeen

Disabilities
 Communicable diseases
 Chronic disease with no access to medicine

Arbaine

Diarrhea
 Communicable diseases
 Symptoms of psychological trauma

Bahar

Disabilities
 Communicable diseases
 Malnutrition

• 13/20 neighbourhoods assessed (8 neighbourhoods are shown on the next two factsheets):

Abbasiyeen
 Arbaine
 As Sadd
 Baath
 Bahar

Food Security

Bahar

Bread: no info
 Rice: 800 SYP
 Lentils: 350 SYP
 Cooking oil: 800 SYP
 Sugar: 400 SYP

Abbasiyeen

Bread: no info
 Rice: 800 SYP
 Lentils: 350 SYP
 Cooking oil: 800 SYP
 Sugar: 400 SYP

As Sadd

Bread: no info
 Rice: 800 SYP
 Lentils: 350 SYP
 Cooking oil: 800 SYP
 Sugar: 400 SYP

Arbaine

Bread: no info
 Rice: 800 SYP
 Lentils: 350 SYP
 Cooking oil: 800 SYP
 Sugar: 400 SYP

Baath

Bread: no info
 Rice: 800 SYP
 Lentils: 350 SYP
 Cooking oil: 800 SYP
 Sugar: 400 SYP

Main challenges to obtaining food

- No challenges
- Some foods unavailable
- Local production decreased
- Lack of access to market
- Some foods expensive
- Lack of resources to buy food available in markets
- Lack of access to fuel
- Cooking fuel not available

No information

Bread (public): 1 pack
 Rice, lentils, sugar: 1 kg
 Cooking oil: 1 litre

WASH

Most common water source

Status of source

- Water is safe to drink
- Water tastes/smells bad
- People sick after drinking
- No information

Change in available water since last month

- More water
- No change
- Less water
- No information

Most common method of garbage disposal

Abbasiyeen

Water trucking
 Disposed at designated site

Arbaine

Water trucking
 Buried / burned

As Sadd

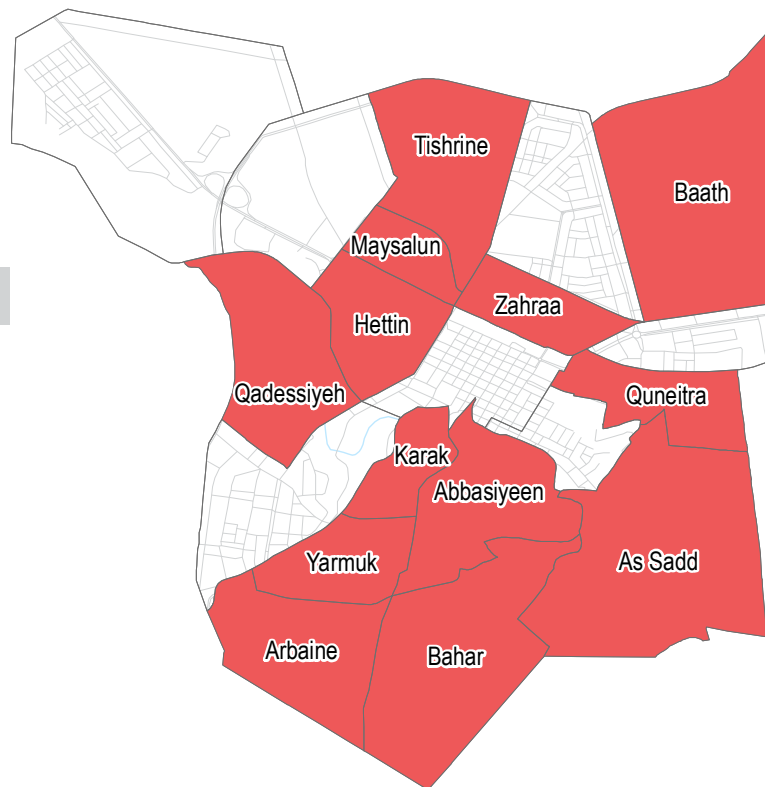
Water trucking
 Public free collection

Baath

Water trucking
 Buried / burned

Bahar

Water trucking
 Buried / burned



Education

Abbasiyeen

Unsafe route to services

Arbaine

Unsafe route to services

As Sadd

Unsafe route to services

Baath

Unsafe route to services

Status of primary schools in village

- Functioning
- Not functioning
- Not available
- No information
- Barriers to accessing education services

Bahar

Unsafe route to services

Shelter

Most common shelter

- Independent apartment or house
- Shared apartment or house
- Unfinished apartment or house
- Tent
- Private space not for shelter
- Cave/natural shelter
- Collective public space not for shelter

- No IDPs
- No information

Min - Max: rent paid per room (where known)

Hettin

NDPs IDPs

 2500 - 3500 SYP

Karak

NDPs IDPs

 No info

Maysalun

NDPs IDPs

 5000 - 7000 SYP

Qadessiyeh

NDPs IDPs

 No info

• 13/20 neighbourhoods assessed (5 neighbourhoods are shown on the previous factsheet, 4 neighbourhoods are shown on the next factsheet):
 Hettin
 Karak
 Maysalun
 Qadessiyeh

Displacement

Hettin

26-50%
 Yes Yes

Karak

1-25%
 Yes No

Maysalun

26-50%
 Yes No

Qadessiyeh

1-25%
 Yes Yes

% of pre-conflict population remaining

IDPs already living in village

IDPs arrived in last month

No information

Livelihoods

Most common strategies used to cope with lack of income / resources

Hettin

Borrowing from family/friends

Qadessiyeh

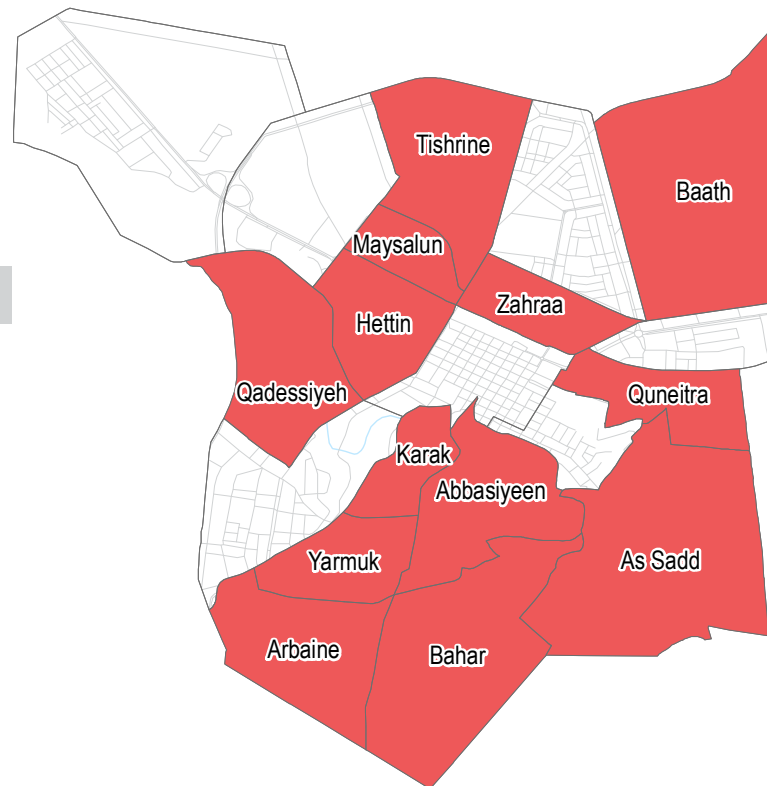
Borrowing from family/friends
 High risk/illegal work
 Selling household assets

Karak

Borrowing from family/friends
 High risk/illegal work
 Selling household assets

Maysalun

Borrowing from family/friends
 Selling household assets
 Reducing meal size



NFIs

Hettin

B 3000 SYP
D 210 SYP
F NA

Karak

B 5900 SYP
D 350 SYP
F NA

Maysalun

B 3000 SYP
D 190 SYP
F 60000 SYP

Qadessiyeh

B 5800 SYP
D 350 SYP
F NA

Most common electricity source

Main network

Generator

No source available

No information

Fuel Prices

B Butane (cannister)

D Diesel (litre)

F Firewood (tonne)

NA: not available for purchase

Health

Most common health problems

Maysalun

Diarrhea
 Communicable diseases
 Symptoms of psychological trauma

Qadessiyeh

Disabilities
 Skin disease
 Communicable diseases

Hettin

Communicable diseases
 Chronic disease with no access to medicine
 Acute respiratory infections

Karak

Disabilities
 Communicable diseases
 Injuries

• 13/20 neighbourhoods assessed (5 neighbourhoods are shown on the previous factsheet, 4 neighbourhoods are shown on the next factsheet):
 Hettin
 Karak
 Maysalun
 Qadessiyeh

Food Security

Hettin

Bread: 50 SYP
 Rice: 750 SYP
 Lentils: 350 SYP
 Cooking oil: 700 SYP
 Sugar: 400 SYP

Karak

Bread: no info
 Rice: 800 SYP
 Lentils: 350 SYP
 Cooking oil: 800 SYP
 Sugar: 400 SYP

Maysalun

Bread: 50 SYP
 Rice: 750 SYP
 Lentils: 350 SYP
 Cooking oil: 650 SYP
 Sugar: 400 SYP

Qadessiyeh

Bread: no info
 Rice: 800 SYP
 Lentils: 350 SYP
 Cooking oil: 800 SYP
 Sugar: 400 SYP

Main challenges to obtaining food

- No challenges
- Some foods unavailable
- Local production decreased
- Lack of access to market
- Some foods expensive
- Lack of resources to buy food available in markets
- Lack of access to fuel
- Cooking fuel not available
- No information

Bread (public): 1 pack
 Rice, lentils, sugar: 1 kg
 Cooking oil: 1 litre

WASH

Most common water source

Status of source

- Water is safe to drink
- Water tastes/smells bad
- People sick after drinking
- No information

Change in available water since last month

- More water
- No change
- Less water
- No information

Most common method of garbage disposal

Hettin

Network
 Private paid collection

Karak

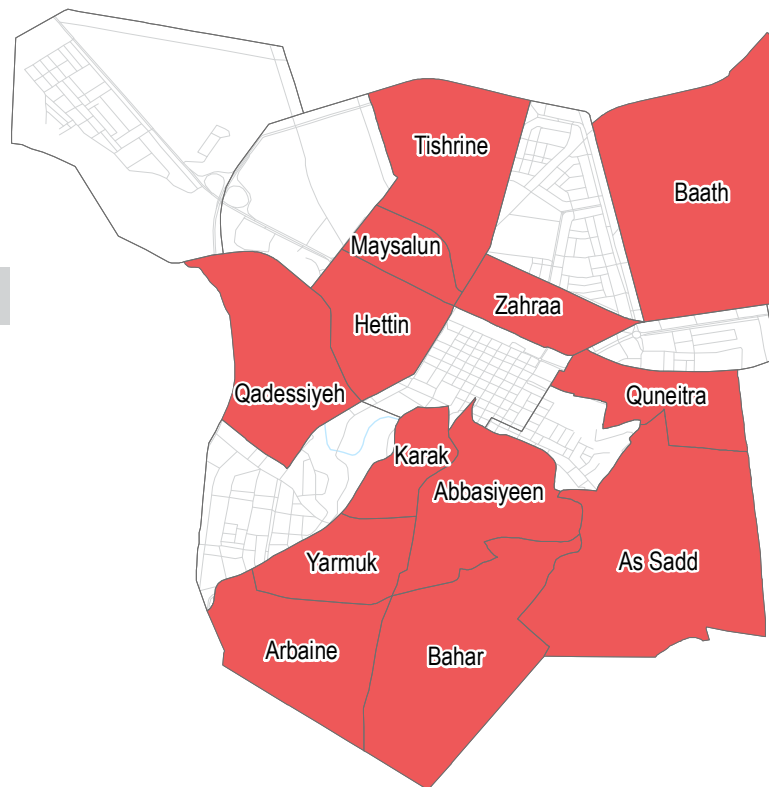
Water trucking
 Buried / burned

Maysalun

Network
 Public free collection

Qadessiyeh

Water trucking
 Buried / burned



Education

Hettin

Most children accessed education

Karak

Some facilities destroyed

Maysalun

Most children accessed education

Qadessiyeh

Lack of teaching staff
 Unsafe route to services
 No spaces available

Status of primary schools in village

- Functioning
- Not functioning
- Not available
- No information
- Barriers to accessing education services

Shelter

Most common shelter

- Independent apartment or house
- Shared apartment or house
- Unfinished apartment or house
- Tent
- Private space not for shelter
- Cave/natural shelter
- Collective public space not for shelter

- No IDPs
- No information

Min - Max: rent paid per room (where known)

Quneitra

NDPs IDPs
 No info

Zahraa

NDPs IDPs
 3000 - 3500 SYP

Tishrine

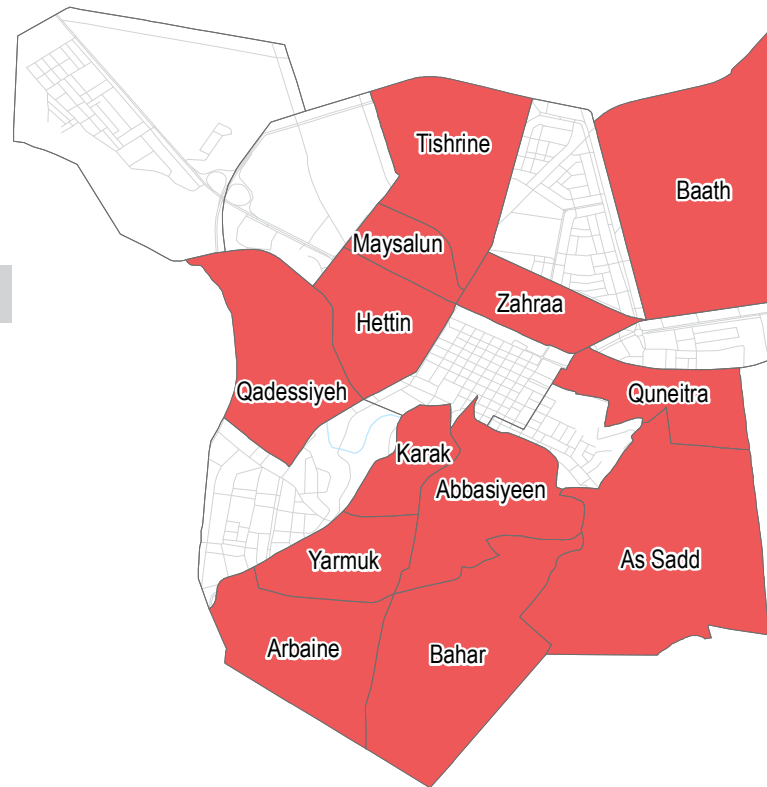
NDPs IDPs
 5000 - 6000 SYP

Yarmuk

NDPs IDPs
 No info

- 13/20 neighbourhoods assessed (9 neighbourhoods are shown on the previous two factsheets):

Quneitra
 Tishrine
 Yarmuk
 Zahraa



Displacement

Quneitra

1-25%
 Yes Yes

Tishrine

51-75%
 Yes No

Yarmuk

1-25%
 Yes Yes

Zahraa

1-25%
 Yes Yes

- % of pre-conflict population remaining
- IDPs already living in village
- IDPs arrived in last month
- No information

Livelihoods

Most common strategies used to cope with lack of income / resources

Quneitra

- Borrowing from family/friends
- Selling household assets
- Reducing meal size

Tishrine

- Borrowing from family/friends
- Selling household assets
- Reducing meal size

Yarmuk

- Borrowing from family/friends
- High risk/illegal work
- Reducing meal size

Zahraa

- Borrowing from family/friends
- Selling household assets
- Skipping meals

NFIs

Quneitra

B 5800 SYP
D 350 SYP
F 60000 SYP

Tishrine

B 3000 SYP
D 190 SYP
F NA

Yarmuk

B 5800 SYP
D 350 SYP
F NA

Zahraa

B 2800 SYP
D 180 SYP
F 60000 SYP

Most common electricity source

- Main network
- Generator
- No source available
- No information

Fuel Prices

- B** Butane (cannister)
- D** Diesel (litre)
- F** Firewood (tonne)

NA: not available for purchase

Health

Most common health problems

Yarmuk
 Disabilities
 Diarrhea
 Communicable diseases

Quneitra
 Disabilities
 Communicable diseases
 Chronic disease with no access to medicine

Zahraa
 Communicable diseases
 Chronic disease with no access to medicine
 Fever

Tishrine
 Communicable diseases
 Chronic disease with no access to medicine
 Symptoms of psychological trauma

- 13/20 neighbourhoods assessed (9 neighbourhoods are shown on the previous two factsheets):
 Quneitra
 Tishrine
 Yarmuk
 Zahraa

Food Security

Quneitra

Bread: no info
 Rice: 800 SYP
 Lentils: 350 SYP
 Cooking oil: 800 SYP
 Sugar: 400 SYP

Yarmuk

Bread: no info
 Rice: 800 SYP
 Lentils: 350 SYP
 Cooking oil: 800 SYP
 Sugar: 400 SYP

Tishrine

Bread: 50 SYP
 Rice: 750 SYP
 Lentils: 350 SYP
 Cooking oil: 700 SYP
 Sugar: 400 SYP

Zahraa

Bread: 50 SYP
 Rice: 700 SYP
 Lentils: 350 SYP
 Cooking oil: 700 SYP
 Sugar: 400 SYP

Main challenges to obtaining food

- No challenges
- Some foods unavailable
- Local production decreased
- Lack of access to market
- Some foods expensive
- Lack of resources to buy food available in markets
- Lack of access to fuel
- Cooking fuel not available
- No information

Bread (public): 1 pack
 Rice, lentils, sugar: 1 kg
 Cooking oil: 1 litre

WASH

Most common water source

Status of source
 Water is safe to drink
 Water tastes/smells bad
 People sick after drinking
 No information

Change in available water since last month
 More water
 No change
 Less water
 No information

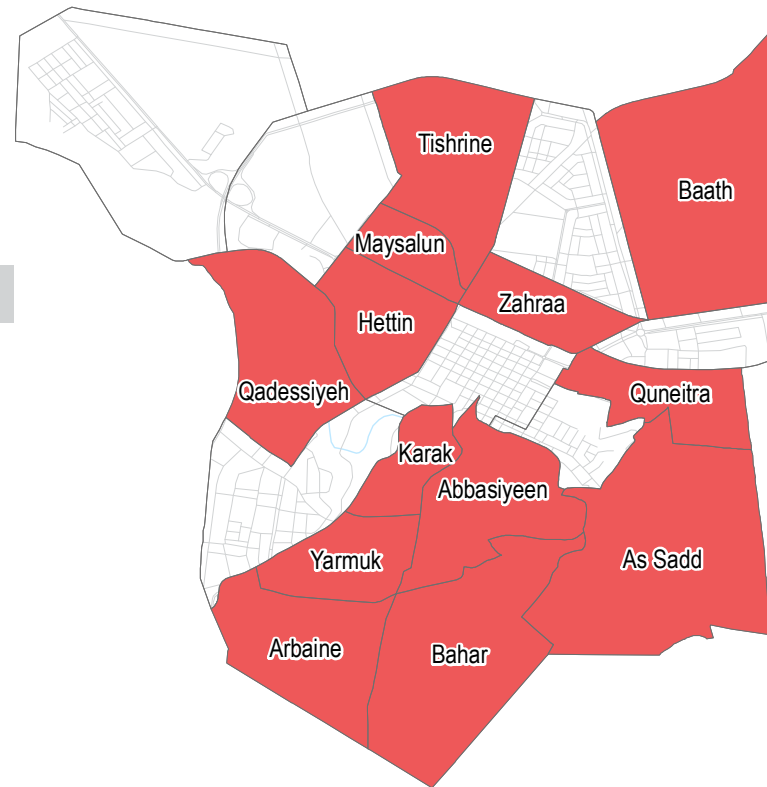
Most common method of garbage disposal
 Network
 Public free collection

Quneitra
 Water trucking
 Public free collection

Tishrine
 Network
 Public free collection

Yarmuk
 Water trucking
 Buried / burned

Zahraa
 Network
 Public free collection



Education

Quneitra

Unsafe route to services

Tishrine

Most children accessed education

Yarmuk

Some facilities destroyed

Zahraa

Most children accessed education

Status of primary schools in village

- Functioning
- Not functioning
- Not available
- No information
- Barriers to accessing education services

Shelter

Most common shelter

- Independent apartment or house
- Shared apartment or house
- Unfinished apartment or house
- Tent
- Private space not for shelter
- Cave/natural shelter
- Collective public space not for shelter

- No IDPs
- No information

Min - Max: rent paid per room (where known)

Alqin

- NDPs
- IDPs
- No info

Jbab

- NDPs
- IDPs
- 10000 - 12000 SYP

Aqraba

- NDPs
- IDPs
- No info

Ghabagheb

- NDPs
- IDPs
- 10000 - 15000 SYP

Livelihoods

Most common strategies used to cope with lack of income / resources

Alqin

- Borrowing from family/friends
- High risk/illegal work
- Selling household assets

Aqraba

- Borrowing from family/friends
- High risk/illegal work
- Selling household assets

Ghabagheb

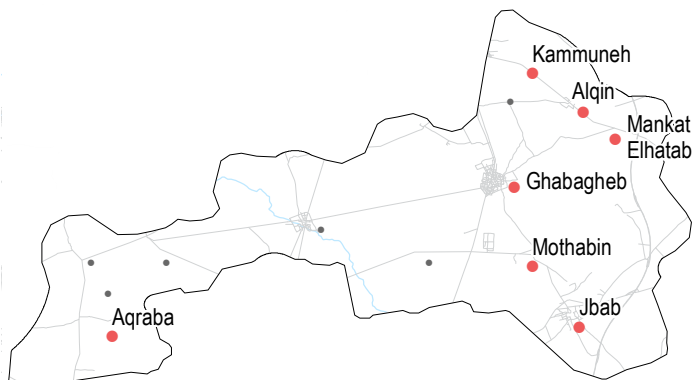
- Borrowing from family/friends
- Selling household assets
- Skipping meals

Jbab

- Taking loans/buying on credit
- Borrowing from family/friends

• 7/13 communities assessed (3 communities are shown on the next factsheet):

- Alqin
- Aqraba
- Ghabagheb
- Jbab



Displacement

Alqin

- 1-25%
- No
- No info

Aqraba

- 26-50%
- No
- No info

Ghabagheb

- 51-75%
- Yes
- Yes

Jbab

- 76-100%
- Yes
- No

% of pre-conflict population remaining

IDPs already living in village

IDPs arrived in last month

No information

NFIs

Alqin

- B** 3000 SYP
- D** NA
- F** NA

Aqraba

- B** 7000 SYP
- D** 275 SYP
- F** NA

Ghabagheb

- B** NA
- D** NA
- F** NA

Jbab

- B** 5000 SYP
- D** 400 SYP
- F** 55000 SYP

Most common electricity source

Main network

Generator

No source available

No information

Fuel Prices

B Butane (cannister)

D Diesel (litre)

F Firewood (tonne)

NA: not available for purchase

Health

Most common health problems

Ghabagheb

Communicable diseases
 Chronic disease with no access to medicine
 Acute respiratory infections

Jbab

Diarrhea
 Communicable diseases

Alqin

Diarrhea
 Communicable diseases
 Chronic disease with no access to medicine

Aqraba

Disabilities
 Communicable diseases
 Injuries

- 7/13 communities assessed (3 communities are shown on the next factsheet):
 Alqin
 Aqraba
 Ghabagheb
 Jbab

Food Security

Alqin

Bread: no info
 Rice: 300 SYP
 Lentils: 400 SYP
 Cooking oil: 700 SYP
 Sugar: 400 SYP

Ghabagheb

Bread: no info
 Rice: 450 SYP
 Lentils: 400 SYP
 Cooking oil: 700 SYP
 Sugar: 400 SYP

Aqraba

Bread: no info
 Rice: 600 SYP
 Lentils: 400 SYP
 Cooking oil: 700 SYP
 Sugar: 400 SYP

Jbab

Bread: 75 SYP
 Rice: 600 SYP
 Lentils: 200 SYP
 Cooking oil: 700 SYP
 Sugar: 450 SYP

Main challenges to obtaining food

- No challenges
 - Some foods unavailable
 - Local production decreased
 - Lack of access to market
 - Some foods expensive
 - Lack of resources to buy food available in markets
 - Lack of access to fuel
 - Cooking fuel not available
 - No information
- Bread (public): 1 pack
 Rice, lentils, sugar: 1 kg
 Cooking oil: 1 litre

WASH

Most common water source

Status of source

- Water is safe to drink
- Water tastes/smells bad
- People sick after drinking
- No information

Change in available water since last month

- More water
- No change
- Less water
- No information

Most common method of garbage disposal

Alqin

Water trucking
 Private paid collection

Aqraba

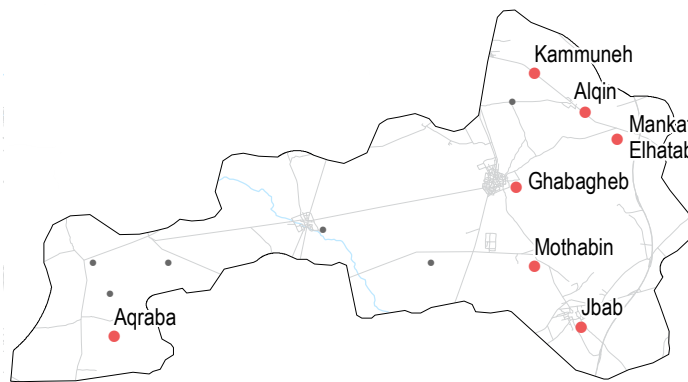
Closed well
 Public free collection

Ghabagheb

Closed well
 Public free collection

Jbab

Network
 Public free collection



Education

Alqin

Most children accessed education

Aqraba

Some facilities destroyed
 Lack of school supplies
 Unsafe route to services

Ghabagheb

Most children accessed education

Jbab

Most children accessed education

Status of primary schools in village

- Functioning
- Not functioning
- Not available
- No information
- Barriers to accessing education services

Shelter

Most common shelter

- Independent apartment or house
- Shared apartment or house
- Unfinished apartment or house
- Tent
- Private space not for shelter
- Cave/natural shelter
- Collective public space not for shelter

- No IDPs
- No information

Min - Max: rent paid per room (where known)

Kammuneh

NDPs IDPs
 3500 - 4000 SYP

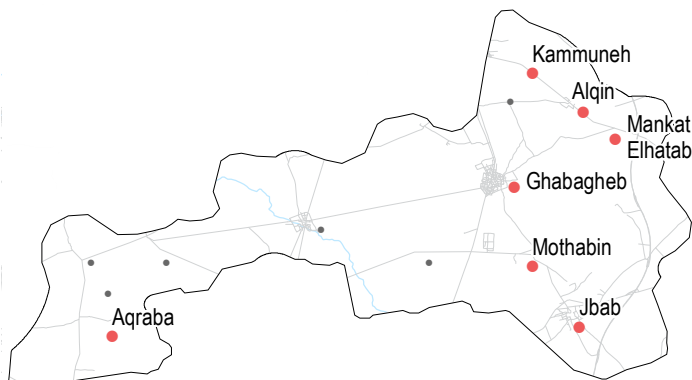
Mankat Elhatab

NDPs IDPs
 3500 - 4000 SYP

Mothabin

NDPs IDPs
 8000 - 10000 SYP

- 7/13 communities assessed (4 communities are shown on the previous factsheet):
 Kammuneh
 Mankat Elhatab
 Mothabin



Displacement

Kammuneh

76-100%
 Yes Yes

Mankat Elhatab

51-75%
 No No info

Mothabin

76-100%
 Yes No

% of pre-conflict population remaining

IDPs already living in village

IDPs arrived in last month

No information

Livelihoods

Most common strategies used to cope with lack of income / resources

Kammuneh

- Borrowing from family/friends
- Reducing meal size

Mankat Elhatab

- Borrowing from family/friends
- Skipping meals
- Reducing meal size

Mothabin

- Taking loans/buying on credit
- Borrowing from family/friends

NFIs

Kammuneh

B 2800 SYP
D 250 SYP
F 65000 SYP

Mankat Elhatab

B 2800 SYP
D 200 SYP
F 65000 SYP

Mothabin

B 4500 SYP
D 400 SYP
F 50000 SYP

Most common electricity source

Main network

Generator

No source available

No information

Fuel Prices

B Butane (cannister)

D Diesel (litre)

F Firewood (tonne)

NA: not available for purchase

Health

Most common health problems

Mothabin
 Diarrhea
 Skin disease
 Communicable diseases

Kammuneh

Acute respiratory infections
 Fever
 Severe diseases affecting those aged less than 5

Mankat Elhatab

Acute respiratory infections
 Fever
 Severe diseases affecting those aged less than 5

- 7/13 communities assessed (4 communities are shown on the previous factsheet):
 Kammuneh
 Mankat Elhatab
 Mothabin

Food Security

Kammuneh

Bread: 75 SYP
 Rice: 600 SYP
 Lentils: 400 SYP
 Cooking oil: 750 SYP
 Sugar: 375 SYP

Mothabin

Bread: no info
 Rice: 550 SYP
 Lentils: 250 SYP
 Cooking oil: 600 SYP
 Sugar: 450 SYP

Mankat Elhatab

Bread: 75 SYP
 Rice: 600 SYP
 Lentils: 375 SYP
 Cooking oil: 750 SYP
 Sugar: 375 SYP

Main challenges to obtaining food

- No challenges
 - Some foods unavailable
 - Local production decreased
 - Lack of access to market
 - Some foods expensive
 - Lack of resources to buy food available in markets
 - Lack of access to fuel
 - Cooking fuel not available
 - No information
- Bread (public): 1 pack
 Rice, lentils, sugar: 1 kg
 Cooking oil: 1 litre

WASH

Most common water source

Status of source

- Water is safe to drink
- Water tastes/smells bad
- People sick after drinking
- No information

Change in available water since last month

- More water
- No change
- Less water
- No information

Most common method of garbage disposal

Kammuneh

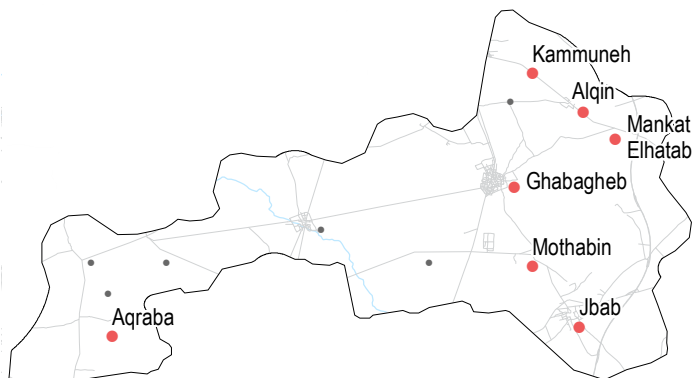
Closed well
 Public free collection

Mankat Elhatab

Closed well
 Public free collection

Mothabin

Network
 Public free collection



Education

Kammuneh

Most children accessed education

Mankat Elhatab

Most children accessed education

Mothabin

Most children accessed education

Status of primary schools in village

- Functioning
- Not functioning
- Not available
- No information
- Barriers to accessing education services

Hrak, Dar'a Governorate

Shelter

Most common shelter

- Independent apartment or house
- Shared apartment or house
- Unfinished apartment or house
- Tent
- Private space not for shelter
- Cave/natural shelter
- Collective public space not for shelter

- No IDPs
- No information

Min - Max: rent paid per room (where known)

Eastern Maliha

- NDPs
- IDPs
- No info

Hrak

- NDPs
- IDPs
- No info

Nahta

- NDPs
- IDPs
- No info

Rikhim

- NDPs
- IDPs
- No info

Sura

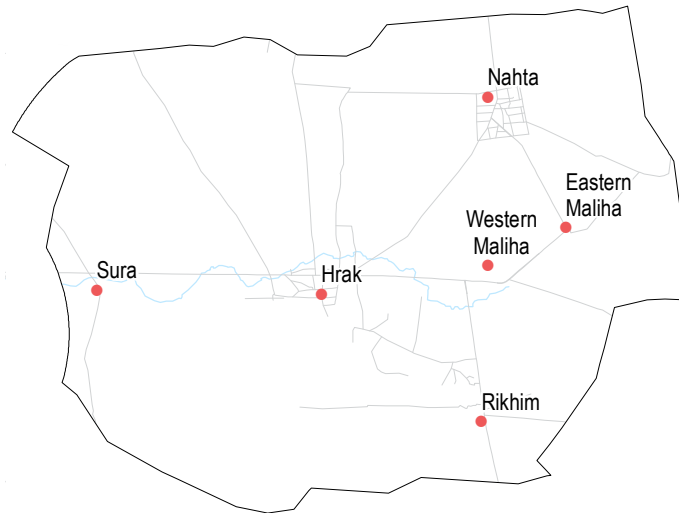
- NDPs
- IDPs
- No info

Western Maliha

- NDPs
- IDPs
- No info

6/6 communities assessed:

- Eastern Maliha
- Hrak
- Nahta
- Rikhim
- Sura
- Western Maliha



Livelihoods

Most common strategies used to cope with lack of income / resources

Eastern Maliha

- High risk/illegal work
- Selling household assets

Hrak

- Borrowing from family/friends
- High risk/illegal work
- Selling household assets

Nahta

- Children sent to work/beg
- Borrowing from family/friends
- High risk/illegal work

Rikhim

- Children sent to work/beg
- Taking loans/buying on credit
- High risk/illegal work

Sura

- High risk/illegal work
- Selling household assets

Western Maliha

- Children sent to work/beg
- Borrowing from family/friends
- Selling household assets

Displacement

Eastern Maliha

- 51-75%
- Yes
- Yes

Hrak

- 51-75%
- Yes
- Yes

Nahta

- 76-100%
- Yes
- No

Rikhim

- 1-25%
- No
- No info

% of pre-conflict population remaining

IDPs already living in village

IDPs arrived in last month

No information

Sura

- 51-75%
- Yes
- Yes

Western Maliha

- 76-100%
- Yes
- No

NFIs

Eastern Maliha

- B 5300 SYP
- D 320 SYP
- F 70000 SYP

Hrak

- B 5600 SYP
- D 325 SYP
- F 55000 SYP

Nahta

- B 7700 SYP
- D 360 SYP
- F 62000 SYP

Rikhim

- B NA
- D NA
- F 55000 SYP

Sura

- B 5600 SYP
- D 330 SYP
- F 55000 SYP

Western Maliha

- B 6100 SYP
- D 350 SYP
- F 55000 SYP

Most common electricity source

Main network

Generator

No source available

No information

Fuel Prices

B Butane (cannister)

D Diesel (litre)

F Firewood (tonne)

NA: not available for purchase

Hrak, Dar'a Governorate

Health

Most common health problems

Nahta

Communicable diseases
Chronic disease with no access to medicine
Severe diseases affecting

Rikhim

Chronic disease with no access to medicine
Acute respiratory infections
Fever

Sura

Diarrhea
Acute respiratory infections
Severe diseases affecting those aged less than 5

Western Maliha

Chronic disease with no access to medicine
Injuries
Acute respiratory infections

Eastern Maliha

Chronic disease with no access to medicine
Fever
Severe diseases affecting those aged less than 5

Hrak

Diarrhea
Acute respiratory infections
Severe diseases affecting those aged less than 5

• 6/6 communities assessed:

- Eastern Maliha
- Hrak
- Nahta
- Rikhim
- Sura
- Western Maliha

Food Security

Sura

Bread: no info
Rice: 750 SYP
Lentils: 450 SYP
Cooking oil: 700 SYP
Sugar: 400 SYP

Eastern Maliha

Bread: no info
Rice: 700 SYP
Lentils: 400 SYP
Cooking oil: 700 SYP
Sugar: 400 SYP

Nahta

Bread: no info
Rice: 800 SYP
Lentils: 290 SYP
Cooking oil: 825 SYP
Sugar: 450 SYP

Western Maliha

Bread: 125 SYP
Rice: 500 SYP
Lentils: 325 SYP
Cooking oil: 1000 SYP
Sugar: 450 SYP

Rikhim

Bread: no info
Rice: 750 SYP
Lentils: 450 SYP
Cooking oil: 700 SYP
Sugar: 400 SYP

Bread: no info
Rice: no info
Lentils: no info
Cooking oil: no info
Sugar: no info

Main challenges to obtaining food

- No challenges
- Some foods unavailable
- Local production decreased
- Lack of access to market
- Some foods expensive
- Lack of resources to buy food available in markets
- Lack of access to fuel
- Cooking fuel not available
- No information

Bread (public): 1 pack
Rice, lentils, sugar: 1 kg
Cooking oil: 1 litre

WASH

Most common water source

Status of source

- Water is safe to drink
- Water tastes/smells bad
- People sick after drinking
- No information

Change in available water since last month

- More water
- No change
- Less water
- No information

Most common method of garbage disposal

Eastern Maliha

Closed well
 Public free collection

Hrak

Closed well
 Public free collection

Nahta

Water trucking
 Public free collection

Rikhim

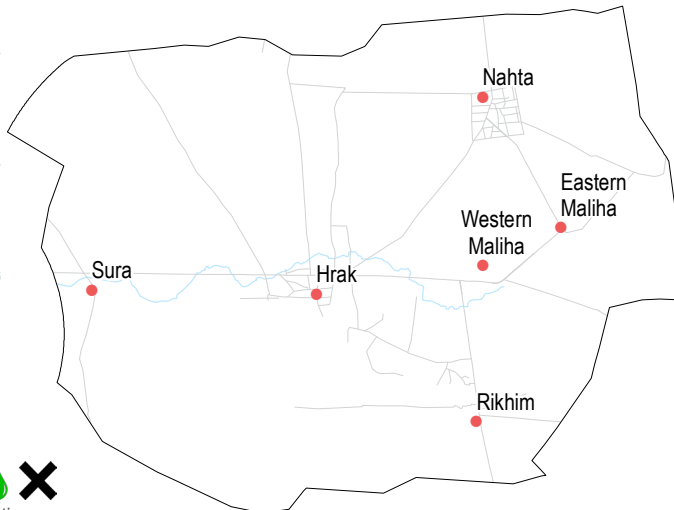
Water trucking
 Buried / burned

Western Maliha

Water trucking
 Public free collection

Sura

Closed well
 Public free collection



Education

Eastern Maliha

Most children accessed education

Hrak

Most children accessed education

Nahta

Services are too far
Unsafe route to services

Rikhim

Lack of teaching staff
Unsafe route to services

Status of primary schools in village

- Functioning
- Not functioning
- Not available
- No information
- Barriers to accessing education services

Sura

Most children accessed education

Western Maliha

Most children accessed education

Shelter

Most common shelter

- Independent apartment or house
- Shared apartment or house
- Unfinished apartment or house
- Tent
- Private space not for shelter
- Cave/natural shelter
- Collective public space not for shelter

- No IDPs
 - No information
- Min - Max: rent paid per room (where known)

Asem

- NDPs
- IDPs
- No info

Bisir Elharir

- NDPs
- IDPs
- No info

Bweir

- NDPs
- IDPs
- No info

Hamer

- NDPs
- IDPs
- No info

Izra'

- NDPs
- IDPs
- 7000 - 8000 SYP

Jadal

- NDPs
- IDPs
- No info

Livelihoods

Most common strategies used to cope with lack of income / resources

Asem

- Children sent to work/beg
- Borrowing from family/friends
- High risk/illegal work

Bisir Elharir

- Children sent to work/beg
- Borrowing from family/friends
- Selling household assets

Bweir

- Borrowing from family/friends
- Selling household assets
- Skipping meals

Hamer

- Borrowing from family/friends
- High risk/illegal work
- Selling household assets

Izra'

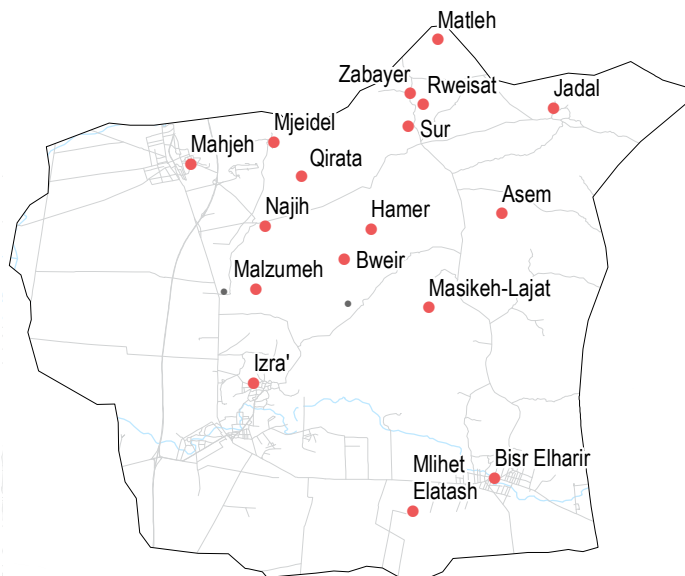
- Borrowing from family/friends
- Selling household assets
- Skipping meals

Jadal

- Children sent to work/beg
- Borrowing from family/friends
- Selling household assets

• 17/19 communities assessed (11 communities are shown on the next two factsheets):

- Asem
- Bisir Elharir
- Bweir
- Hamer
- Izra'
- Jadal



Displacement

Asem

- 76-100%
- Yes
- No

Bisir Elharir

- 1-25%
- Yes
- No

Bweir

- 76-100%
- Yes
- No

Hamer

- 51-75%
- Yes
- Yes

- % of pre-conflict population remaining
- IDPs already living in village
- IDPs arrived in last month
- No information

Izra'

- 51-75%
- Yes
- No

Jadal

- 76-100%
- Yes
- No

NFIs

Asem

- B** 6300 SYP
- D** 350 SYP
- F** 60000 SYP

Bisir Elharir

- B** 7500 SYP
- D** 350 SYP
- F** 60000 SYP

Bweir

- B** 5200 SYP
- D** 330 SYP
- F** 58000 SYP

Hamer

- B** 6000 SYP
- D** 350 SYP
- F** 70000 SYP

Izra'

- B** 2800 SYP
- D** 270 SYP
- F** 60000 SYP

Jadal

- B** 5800 SYP
- D** 335 SYP
- F** 60000 SYP

Most common electricity source

- Main network
- Generator
- No source available
- No information

Fuel Prices

- B** Butane (cannister)
- D** Diesel (litre)
- F** Firewood (tonne)

NA: not available for purchase

Izra' 1/3, Dar'a Governorate

December 2016

Health

Most common health problems

Bweir
 Chronic disease with no access to medicine
 Pregnancy related diseases
 Severe diseases affecting those aged less than 5

Jadal
 Chronic disease with no access to medicine
 Pregnancy related diseases
 Severe diseases affecting those aged less than 5

Hamer
 Pregnancy related diseases
 Acute respiratory infections
 Severe diseases affecting those aged less than 5

Izra'
 Chronic disease with no access to medicine
 Severe diseases affecting those aged less than 5
 Symptoms of psychological trauma

Asem
 Chronic disease with no access to medicine
 Injuries
 Severe diseases affecting those aged less than 5

Bisir Elharir
 Disabilities
 Chronic disease with no access to medicine
 Severe diseases affecting those aged less than 5

- 17/19 communities assessed (11 communities are shown on the next two factsheets):
- Asem
- Bisir Elharir
- Bweir
- Hamer
- Izra'
- Jadal

Food Security

Izra'
 Bread: 50 SYP
 Rice: 700 SYP
 Lentils: 310 SYP
 Cooking oil: 775 SYP
 Sugar: 400 SYP

Asem
 Bread: no info
 Rice: 800 SYP
 Lentils: 300 SYP
 Cooking oil: 825 SYP
 Sugar: 450 SYP

Bweir
 Bread: no info
 Rice: 800 SYP
 Lentils: no info
 Cooking oil: 825 SYP
 Sugar: 420 SYP

Jadal
 Bread: no info
 Rice: 800 SYP
 Lentils: no info
 Cooking oil: 800 SYP
 Sugar: 435 SYP

Bisir Elharir
 Bread: no info
 Rice: 800 SYP
 Lentils: 300 SYP
 Cooking oil: 850 SYP
 Sugar: 475 SYP

Hamer
 Bread: no info
 Rice: 700 SYP
 Lentils: 450 SYP
 Cooking oil: 700 SYP
 Sugar: 400 SYP

- Main challenges to obtaining food**
- No challenges
 - Some foods unavailable
 - Local production decreased
 - Lack of access to market
 - Some foods expensive
 - Lack of resources to buy food available in markets
 - Lack of access to fuel
 - Cooking fuel not available
 - No information
- Bread (public): 1 pack
 Rice, lentils, sugar: 1 kg
 Cooking oil: 1 litre

WASH

Most common water source

Status of source

- Water is safe to drink
- Water tastes/smells bad
- People sick after drinking
- No information

Change in available water since last month

- More water
- No change
- Less water
- No information

Most common method of garbage disposal

Asem
 Water trucking
 Buried / burned

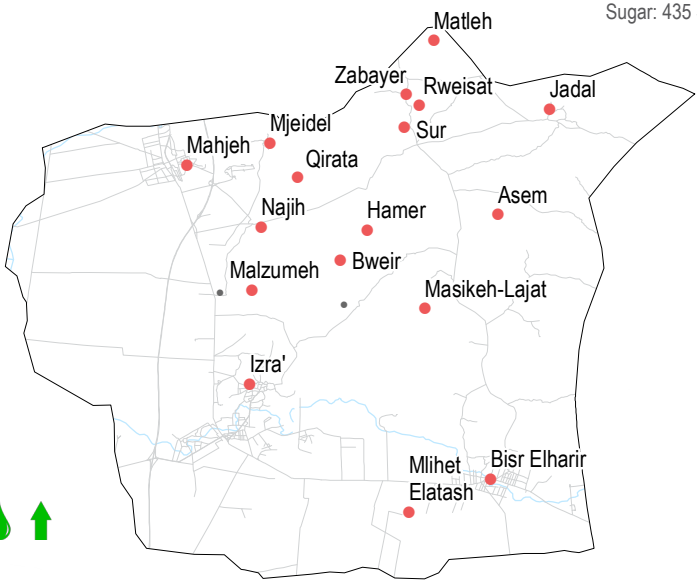
Bisir Elharir
 Water trucking
 Public free collection

Bweir
 Water trucking
 Buried / burned

Hamer
 Closed well
 Public free collection

Jadal
 Network
 Buried / burned

Izra'
 Network
 Public free collection



Education

Asem
 Services not accessible

Bisir Elharir
 Services are too far
 Unsafe route to services

Bweir
 Services not accessible

Hamer
 Most children accessed education

- Status of primary schools in village**
- Functioning
 - Not functioning
 - Not available
 - No information
 - Barriers to accessing education services

Izra'
 Most children accessed education

Jadal
 Most children accessed education

Izra' 2/3, Dar'a Governorate

December 2016

Shelter

Most common shelter

- Independent apartment or house
- Shared apartment or house
- Unfinished apartment or house
- Tent
- Private space not for shelter
- Cave/natural shelter
- Collective public space not for shelter

- No IDPs
- No information

Min - Max: rent paid per room (where known)

Mahjeh

- NDPs
- IDPs
- No info

Malzumeh

- NDPs
- IDPs
- No info

Masikeh-Lajat

- NDPs
- IDPs
- No info

Matleh

- NDPs
- IDPs
- No info

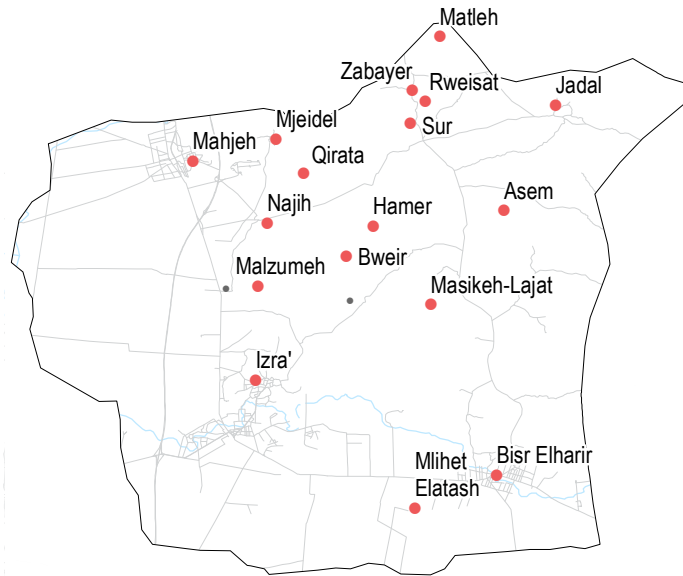
Mjeidel

- NDPs
- IDPs
- No info

Mlihiet Elatash

- NDPs
- IDPs
- No info

- 17/19 communities assessed (6 communities are shown on the previous factsheet, 5 communities are shown on the next factsheet):
- Mahjeh
- Malzumeh
- Masikeh-Lajat
- Matleh
- Mjeidel
- Mlihiet Elatash



Livelihoods

Most common strategies used to cope with lack of income / resources

Mahjeh

- Children sent to work/beg
- Borrowing from family/friends
- Skipping meals

Malzumeh

- Children sent to work/beg
- Taking loans/buying on credit
- Borrowing from family/friends

Masikeh-Lajat

- Children sent to work/beg
- Taking loans/buying on credit
- High risk/illegal work

Matleh

- Borrowing from family/friends
- High risk/illegal work
- Selling household assets

Mjeidel

- Children sent to work/beg
- Borrowing from family/friends
- Skipping meals

Mlihiet Elatash

- Children sent to work/beg
- Borrowing from family/friends
- Selling household assets

Displacement

Mahjeh

- 51-75%
- Yes
- No

Malzumeh

- 51-75%
- No
- No info

Masikeh-Lajat

- 51-75%
- Yes
- Yes

Matleh

- 76-100%
- Yes
- Yes

% of pre-conflict population remaining

IDPs already living in village

IDPs arrived in last month

No information

Mjeidel

- 51-75%
- Yes
- Yes

Mlihiet Elatash

- 51-75%
- Yes
- Yes

NFIs

Mahjeh

- B** 2800 SYP
- D** 275 SYP
- F** 50000 SYP

Malzumeh

- B** 5600 SYP
- D** 350 SYP
- F** NA

Masikeh-Lajat

- B** 5700 SYP
- D** 350 SYP
- F** 55000 SYP

Matleh

- B** 6000 SYP
- D** 330 SYP
- F** 70000 SYP

Mjeidel

- B** 6000 SYP
- D** 400 SYP
- F** 50000 SYP

Mlihiet Elatash

- B** 5600 SYP
- D** 350 SYP
- F** 60000 SYP

Most common electricity source

Main network

Generator

No source available

No information

Fuel Prices

B Butane (cannister)

D Diesel (litre)

F Firewood (tonne)

NA: not available for purchase

Izra' 2/3, Dar'a Governorate

December 2016

Health

Most common health problems

Masikeh-Lajat
 Chronic disease with no access to medicine
 Acute respiratory infections

Mlihiet Elatash
 Maternal health issues
 Acute respiratory infections
 Fever

Mahjeh
 Chronic disease with no access to medicine
 Acute respiratory infections
 Severe diseases affecting those aged less than 5

Matleh
 Diarrhea
 Maternal health issues
 Acute respiratory infections

Malzumeh
 Acute respiratory infections
 Fever
 Severe diseases affecting those aged less than 5

Mjeidel
 Chronic disease with no access to medicine
 Acute respiratory infections
 Severe diseases affecting those aged less than 5

• 17/19 communities assessed (6 communities are shown on the previous factsheet, 5 communities are shown on the next factsheet):

- Mahjeh
- Malzumeh
- Masikeh-Lajat
- Matleh
- Mjeidel
- Mlihiet Elatash

Food Security

Mjeidel
 Bread: no info
 Rice: 500 SYP
 Lentils: 400 SYP
 Cooking oil: 825 SYP
 Sugar: 425 SYP

Mahjeh
 Bread: 50 SYP
 Rice: 500 SYP
 Lentils: 400 SYP
 Cooking oil: 800 SYP
 Sugar: 400 SYP

Masikeh-Lajat
 Bread: no info
 Rice: 700 SYP
 Lentils: 450 SYP
 Cooking oil: 850 SYP
 Sugar: 425 SYP

Mlihiet Elatash
 Bread: no info
 Rice: 650 SYP
 Lentils: 425 SYP
 Cooking oil: 850 SYP
 Sugar: 425 SYP

Malzumeh
 Bread: no info
 Rice: 600 SYP
 Lentils: 425 SYP
 Cooking oil: 850 SYP
 Sugar: 425 SYP

Matleh
 Bread: no info
 Rice: 750 SYP
 Lentils: 450 SYP
 Cooking oil: 700 SYP
 Sugar: 400 SYP

Main challenges to obtaining food

- No challenges
- Some foods unavailable
- Local production decreased
- Lack of access to market
- Some foods expensive
- Lack of resources to buy food available in markets
- Lack of access to fuel
- Cooking fuel not available
- No information

Bread (public): 1 pack
 Rice, lentils, sugar: 1 kg
 Cooking oil: 1 litre

WASH

Most common water source
 Status of source
 Water is safe to drink
 Water tastes/smells bad
 People sick after drinking
 No information
 Change in available water since last month
 More water
 No change
 Less water
 No information
 Most common method of garbage disposal

Mahjeh
 Network
 Public free collection

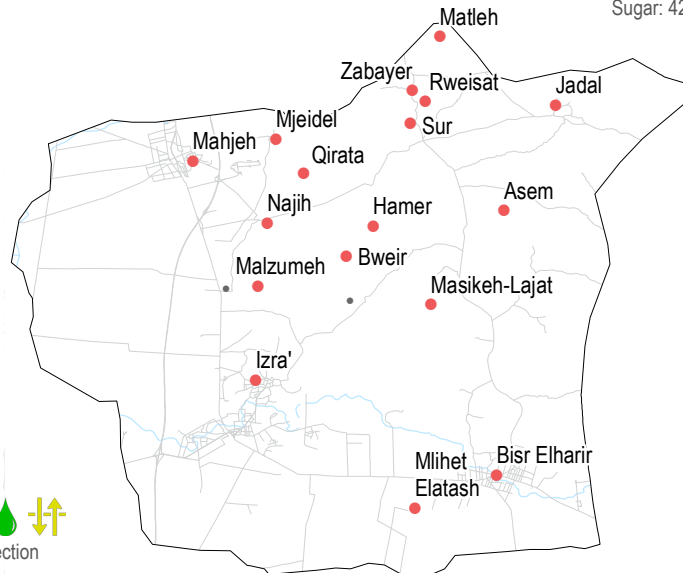
Malzumeh
 Water trucking
 Buried / burned

Masikeh-Lajat
 Water trucking
 Buried / burned

Matleh
 Closed well
 Private paid collection

Mlihiet Elatash
 Network
 Public free collection

Mjeidel
 Network
 Public free collection



Education

Mahjeh
 Most children accessed education

Malzumeh
 Lack of teaching staff
 Services are too far

Masikeh-Lajat
 Most children accessed education

Matleh
 Most children accessed education

Status of primary schools in village

- Functioning
- Not functioning
- Not available
- No information
- Barriers to accessing education services

Mjeidel
 Most children accessed education

Mlihiet Elatash
 Most children accessed education

Shelter

Most common shelter

- Independent apartment or house
- Shared apartment or house
- Unfinished apartment or house
- Tent
- Private space not for shelter
- Cave/natural shelter
- Collective public space not for shelter

No IDPs

No information

Min - Max: rent paid per room (where known)

Najih

NDPs IDPs
No info

Qirata

NDPs IDPs
No info

Rweisat

NDPs IDPs
No info

Sur

NDPs IDPs
No info

Zabayer

NDPs IDPs
No info

Livelihoods

Most common strategies used to cope with lack of income / resources

Najih

- Borrowing from family/friends
- High risk/illegal work
- Selling household assets

Qirata

- Borrowing from family/friends
- Selling household assets
- Skipping meals

Rweisat

- Borrowing from family/friends
- High risk/illegal work
- Selling household assets

Sur

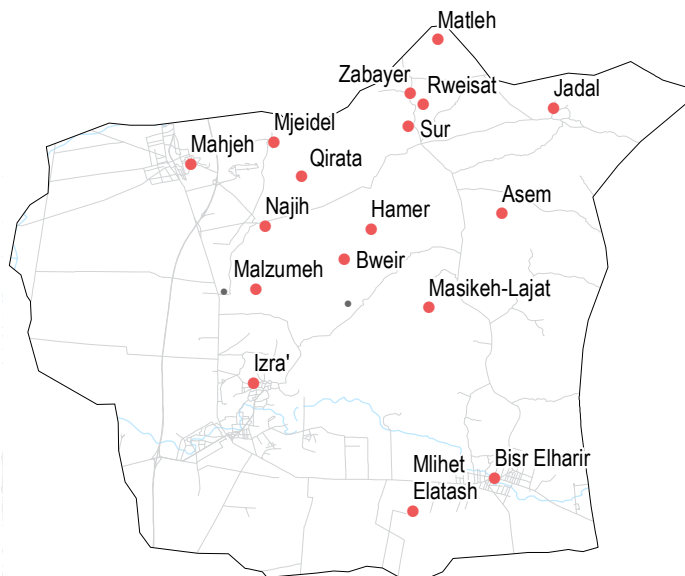
- Borrowing from family/friends
- High risk/illegal work
- Selling household assets

Zabayer

- High risk/illegal work
- Selling household assets

• 17/19 communities assessed (12 communities are shown on the previous two factsheets):

- Najih
- Qirata
- Rweisat
- Sur
- Zabayer



Displacement

Najih

51-75%
Yes No

Qirata

51-75%
Yes No

Rweisat

51-75%
No No info

Sur

51-75%
Yes No

% of pre-conflict population remaining

IDPs already living in village

IDPs arrived in last month

No information

Zabayer

76-100%
Yes Yes

NFIs

Najih

B 6000 SYP
D 340 SYP
F 60000 SYP

Qirata

B 5800 SYP
D 330 SYP
F 58000 SYP

Rweisat

B 5500 SYP
D 330 SYP
F 70000 SYP

Sur

B 5700 SYP
D 330 SYP
F 60000 SYP

Zabayer

B 6400 SYP
D 350 SYP
F 70000 SYP

Most common electricity source

Main network

Generator

No source available

No information

Fuel Prices

B Butane (cannister)

D Diesel (litre)

F Firewood (tonne)

NA: not available for purchase

Izra' 3/3, Dar'a Governorate

December 2016

Health

Most common health problems

Rweisat
 Pregnancy related diseases
 Injuries
 Severe diseases affecting those aged less than 5

Sur
 Chronic disease with no access to medicine
 Pregnancy related diseases
 Severe diseases affecting those aged less than 5

Zabayer
 Diarrhea
 Acute respiratory infections
 Symptoms of psychological trauma

Najih
 Diarrhea
 Chronic disease with no access to medicine
 Severe diseases affecting those aged less than 5

Qirata
 Disabilities
 Chronic disease with no access to medicine
 Severe diseases affecting those aged less than 5

• 17/19 communities assessed (12 communities are shown on the previous two factsheets):
 Najih
 Qirata
 Rweisat
 Sur
 Zabayer

Food Security

Zabayer
 Bread: no info
 Rice: 700 SYP
 Lentils: 450 SYP
 Cooking oil: 700 SYP
 Sugar: 400 SYP

Najih
 Bread: no info
 Rice: 825 SYP
 Lentils: no info
 Cooking oil: 800 SYP
 Sugar: 450 SYP

Rweisat
 Bread: no info
 Rice: 750 SYP
 Lentils: 450 SYP
 Cooking oil: 700 SYP
 Sugar: 400 SYP

Qirata
 Bread: no info
 Rice: 825 SYP
 Lentils: no info
 Cooking oil: 825 SYP
 Sugar: 420 SYP

Sur
 Bread: no info
 Rice: 825 SYP
 Lentils: no info
 Cooking oil: 825 SYP
 Sugar: 420 SYP

Main challenges to obtaining food

- No challenges
- Some foods unavailable
- Local production decreased
- Lack of access to market
- Some foods expensive
- Lack of resources to buy food available in markets
- Lack of access to fuel
- Cooking fuel not available
- No information

Bread (public): 1 pack
 Rice, lentils, sugar: 1 kg
 Cooking oil: 1 litre

WASH

Most common water source
 Status of source
 Water is safe to drink
 Water tastes/smells bad
 People sick after drinking
 No information
 Change in available water since last month
 More water
 No change
 Less water
 No information
 Most common method of garbage disposal
 Buried / burned

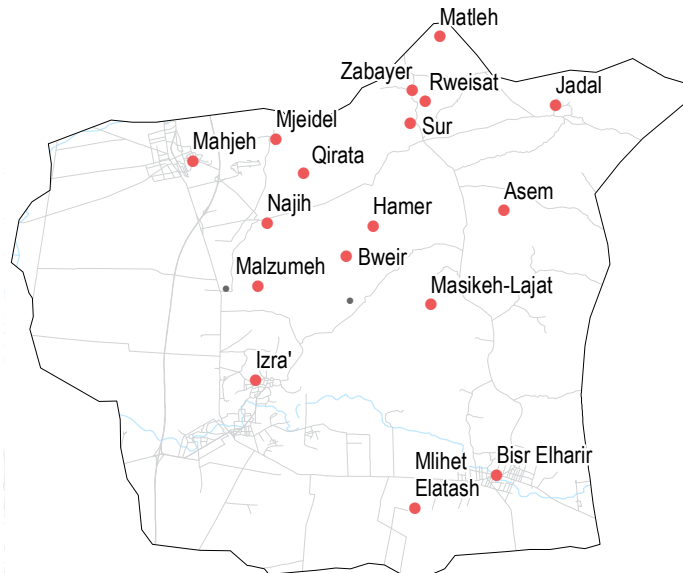
Najih
 Water trucking
 Buried / burned

Qirata
 Water trucking
 Buried / burned

Rweisat
 Closed well
 Public free collection

Sur
 Water trucking
 Buried / burned

Zabayer
 Closed well
 Public free collection



Education

Najih
 Most children accessed education

Qirata
 Some facilities destroyed
 Services are too far
 Unsafe route to services

Rweisat
 Most children accessed education

Sur
 Lack of teaching staff
 Services are too far
 Unsafe route to services

Status of primary schools in village

- Functioning
- Not functioning
- Not available
- No information
- Barriers to accessing education services

Zabayer
 Most children accessed education

Jasim, Dar'a Governorate

Shelter

Most common shelter

- Independent apartment or house
- Shared apartment or house
- Unfinished apartment or house
- Tent
- Private space not for shelter
- Cave/natural shelter
- Collective public space not for shelter

- No IDPs
- No information

Min - Max: rent paid per room (where known)

Jasim

NDPs IDPs

 5000 - 6500 SYP

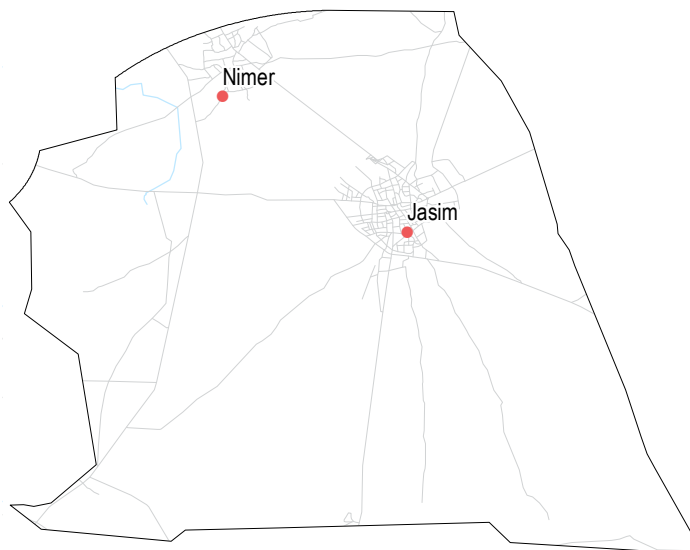
Nimer

NDPs IDPs

 5000 - 6000 SYP

• 2/2 communities assessed:

Jasim
Nimer



Livelihoods

Most common strategies used to cope with lack of income / resources

Jasim

- Borrowing from family/friends
- Skipping meals
- Reducing meal size

Nimer

- Children sent to work/beg
- Borrowing from family/friends
- Selling household assets

Displacement

Jasim

76-100%
 Yes Yes

Nimer

51-75%
 Yes Yes

% of pre-conflict population remaining

IDPs already living in village

IDPs arrived in last month

No information

NFIs

Jasim

B 6000 SYP
D 425 SYP
F 55000 SYP

Nimer

B 6000 SYP
D 350 SYP
F 25000 SYP

Most common electricity source

Main network

Generator

No source available

No information

Fuel Prices

B Butane (cannister)

D Diesel (litre)

F Firewood (tonne)

NA: not available for purchase

Jasim, Dar'a Governorate

Health

Most common health problems

Jasim



Chronic disease with no access to medicine

Pregnancy related diseases

Severe diseases affecting those aged less than 5

Nimer



Injuries

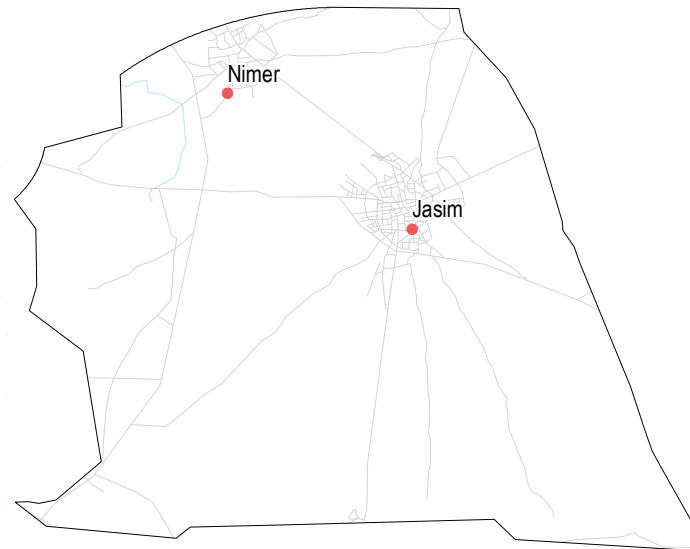
Acute respiratory infections

Fever

• 2/2 communities assessed:

Jasim

Nimer



WASH

Most common water source

Status of source

Water is safe to drink

Water tastes/smells bad

People sick after drinking

No information

Change in available water since last month

More water

No change

Less water

No information

Most common method of garbage disposal

Jasim

Closed well

Public free collection

Nimer

Water trucking

Public free collection

Food Security

Jasim



Bread: no info

Rice: 650 SYP

Lentils: 400 SYP

Cooking oil: 800 SYP

Sugar: 400 SYP

Nimer



Bread: 125 SYP

Rice: 500 SYP

Lentils: 300 SYP

Cooking oil: 950 SYP

Sugar: 450 SYP

Main challenges to obtaining food

No challenges

Some foods unavailable

Local production decreased

Lack of access to market

Some foods expensive

Lack of resources to buy food available in markets

Lack of access to fuel

Cooking fuel not available

No information

Bread (public): 1 pack

Rice, lentils, sugar: 1 kg

Cooking oil: 1 litre

Education



Jasim

Most children accessed education



Nimer

Most children accessed education

Status of primary schools in village

Functioning

Not functioning

Not available

No information

Barriers to accessing education services

Jizeh, Dar'a Governorate

Shelter

Most common shelter

- Independent apartment or house
- Shared apartment or house
- Unfinished apartment or house
- Tent
- Private space not for shelter
- Cave/natural shelter
- Collective public space not for shelter

- No IDPs
- No information

Min - Max: rent paid per room (where known)

Ghasm

NDPs IDPs
2500 - 10000 SYP

Jizeh

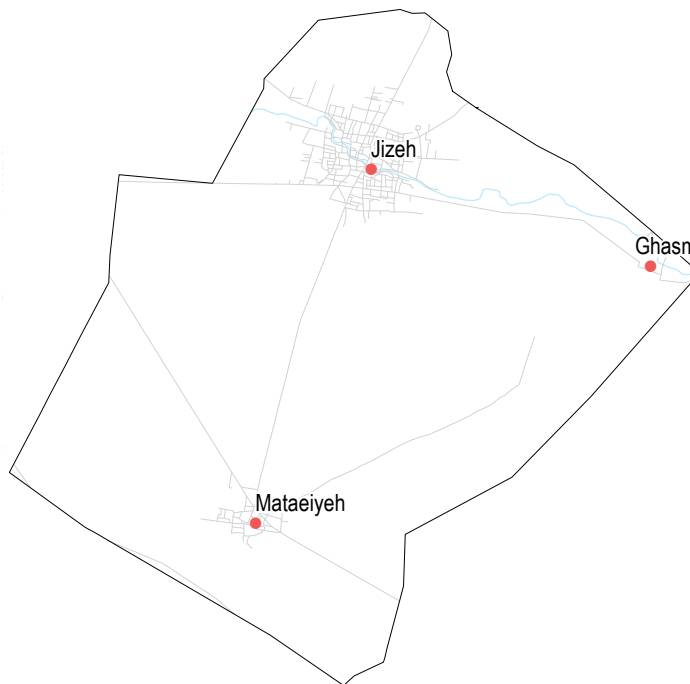
NDPs IDPs
2500 - 7500 SYP

Mataeiyeh

NDPs IDPs
No info

• 3/3 communities assessed:

- Ghasm
- Jizeh
- Mataeiyeh



Livelihoods

Most common strategies used to cope with lack of income / resources

Ghasm

- Children sent to work/beg
- Taking loans/buying on credit
- Borrowing from family/friends

Jizeh

- Children sent to work/beg
- Taking loans/buying on credit
- Borrowing from family/friends

Mataeiyeh

- Children sent to work/beg
- Taking loans/buying on credit
- Borrowing from family/friends

Displacement

Ghasm

76-100%
 Yes Yes

Jizeh

51-75%
 Yes Yes

Mataeiyeh

51-75%
 Yes No

% of pre-conflict population remaining

IDPs already living in village

IDPs arrived in last month

No information

NFIs

Ghasm

B 3500 SYP
D 350 SYP
F 55000 SYP

Jizeh

B 6600 SYP
D 340 SYP
F 60000 SYP

Mataeiyeh

B 3200 SYP
D 340 SYP
F 55000 SYP

Most common electricity source

Main network

Generator

No source available

No information

Fuel Prices

B Butane (cannister)

D Diesel (litre)

F Firewood (tonne)

NA: not available for purchase

Health

Most common health problems

Mataeiyeh

Fever
Severe diseases affecting those aged less than 5

Ghasm

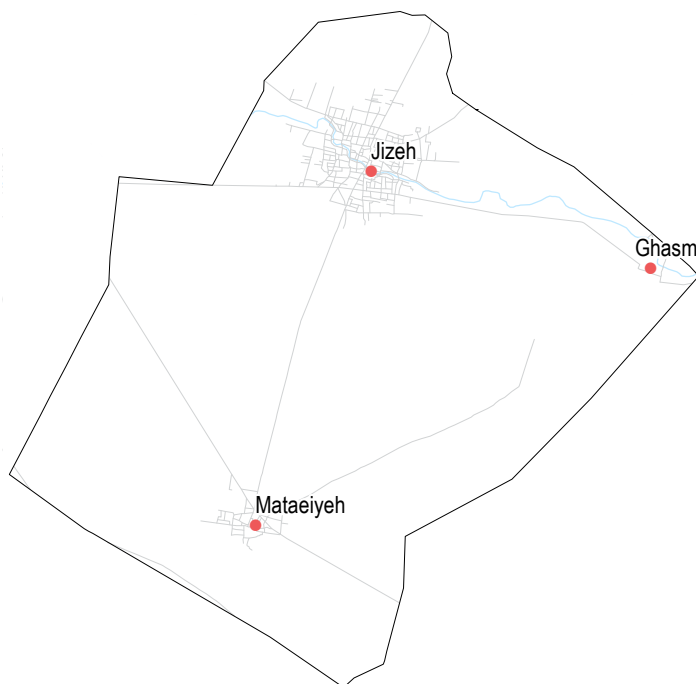
Acute respiratory infections
Fever
Severe diseases affecting those aged less than 5

Jizeh

Pregnancy related diseases
Fever
Severe diseases affecting those aged less than 5

• 3/3 communities assessed:

- Ghasm
- Jizeh
- Mataeiyeh



Food Security

Ghasm

Bread: 75 SYP
Rice: 650 SYP
Lentils: 425 SYP
Cooking oil: 850 SYP
Sugar: 425 SYP

Mataeiyeh

Bread: 100 SYP
Rice: 700 SYP
Lentils: 425 SYP
Cooking oil: 850 SYP
Sugar: 425 SYP

Jizeh

Bread: no info
Rice: 700 SYP
Lentils: 425 SYP
Cooking oil: 850 SYP
Sugar: 425 SYP

Main challenges to obtaining food

- No challenges
 - Some foods unavailable
 - Local production decreased
 - Lack of access to market
 - Some foods expensive
 - Lack of resources to buy food available in markets
 - Lack of access to fuel
 - Cooking fuel not available
 - No information
- Bread (public): 1 pack
Rice, lentils, sugar: 1 kg
Cooking oil: 1 litre

WASH

Most common water source

Status of source

- Water is safe to drink
- Water tastes/smells bad
- People sick after drinking
- No information

Change in available water since last month

- More water
- No change
- Less water
- No information

Most common method of garbage disposal

Ghasm

Network
 Public free collection

Jizeh

Network
 Public free collection

Mataeiyeh

Network
 Public free collection

Education

Ghasm

Most children accessed education

Jizeh

Most children accessed education

Mataeiyeh

Most children accessed education

Status of primary schools in village

- Functioning
- Not functioning
- Not available
- No information
- Barriers to accessing education services

Kherbet Ghazala, Dar'a Governorate

December 2016

Shelter

Most common shelter

- Independent apartment or house
- Shared apartment or house
- Unfinished apartment or house
- Tent
- Private space not for shelter
- Cave/natural shelter
- Collective public space not for shelter

- No IDPs
- No information

Min - Max: rent paid per room (where known)

Alma

- NDPs
- IDPs
- No info

Eastern Ghariyeh

- NDPs
- IDPs
- No info

Western Ghariyeh

- NDPs
- IDPs
- No info

• 3/4 communities assessed:

- Alma
- Eastern Ghariyeh
- Western Ghariyeh



Displacement

Alma

- 1-25%
- Yes
- Yes

Eastern Ghariyeh

- 51-75%
- Yes
- Yes

Western Ghariyeh

- 51-75%
- Yes
- Yes

% of pre-conflict population remaining

IDPs already living in village

IDPs arrived in last month

No information

Livelihoods

Most common strategies used to cope with lack of income / resources

Alma

- Borrowing from family/friends
- High risk/illegal work
- Selling household assets

Eastern Ghariyeh

- Borrowing from family/friends
- High risk/illegal work
- Selling household assets

Western Ghariyeh

- Children sent to work/beg
- Taking loans/buying on credit
- Borrowing from family/friends

NFIs

Alma

- B 6000 SYP
- D 350 SYP
- F 70000 SYP

Eastern Ghariyeh

- B 8000 SYP
- D 350 SYP
- F 70000 SYP

Western Ghariyeh

- B 5600 SYP
- D 350 SYP
- F 60000 SYP

Most common electricity source

Main network

Generator

No source available

No information

Fuel Prices

B Butane (cannister)

D Diesel (litre)

F Firewood (tonne)

NA: not available for purchase

Kherbet Ghazala, Dar'a Governorate

Health

Most common health problems

Western Ghariyeh

Pregnancy related diseases
Acute respiratory infections
Fever

Alma

Pregnancy related diseases
Fever
Severe diseases affecting those aged less than 5

Eastern Ghariyeh

Diarrhea
Pregnancy related diseases
Fever

• 3/4 communities assessed:

- Alma
- Eastern Ghariyeh
- Western Ghariyeh

Food Security

Alma

Bread: no info
Rice: 750 SYP
Lentils: 450 SYP
Cooking oil: 700 SYP
Sugar: 400 SYP

Western Ghariyeh

Bread: no info
Rice: 600 SYP
Lentils: 425 SYP
Cooking oil: 850 SYP
Sugar: 425 SYP

Eastern Ghariyeh

Bread: no info
Rice: 750 SYP
Lentils: 450 SYP
Cooking oil: 700 SYP
Sugar: 400 SYP

Main challenges to obtaining food

- No challenges
- Some foods unavailable
- Local production decreased
- Lack of access to market
- Some foods expensive
- Lack of resources to buy food available in markets
- Lack of access to fuel
- Cooking fuel not available
- No information

Bread (public): 1 pack
Rice, lentils, sugar: 1 kg
Cooking oil: 1 litre

WASH

Most common water source

Status of source

- Water is safe to drink
- Water tastes/smells bad
- People sick after drinking
- No information

Change in available water since last month

- More water
- No change
- Less water
- No information

Most common method of garbage disposal

Alma

Closed well
 Private paid collection

Eastern Ghariyeh

Closed well
 Public free collection

Western Ghariyeh

Network
 Public free collection



Education

Alma

Most children accessed education

Eastern Ghariyeh

Most children accessed education

Western Ghariyeh

Most children accessed education

Status of primary schools in village

- Functioning
- Not functioning
- Not available
- No information
- Barriers to accessing education services

Masmiyyeh, Dar'a Governorate

December 2016

Shelter

Most common shelter

- Independent apartment or house
- Shared apartment or house
- Unfinished apartment or house
- Tent
- Private space not for shelter
- Cave/natural shelter
- Collective public space not for shelter

- No IDPs
- No information

Min - Max: rent paid per room (where known)

Masmiyyeh

- NDPs
- IDPs
- No info

Sakra

- NDPs
- IDPs
- No info

Shaara

- NDPs
- IDPs
- No info

Sharae

- NDPs
- IDPs
- No info

Sweinmreh

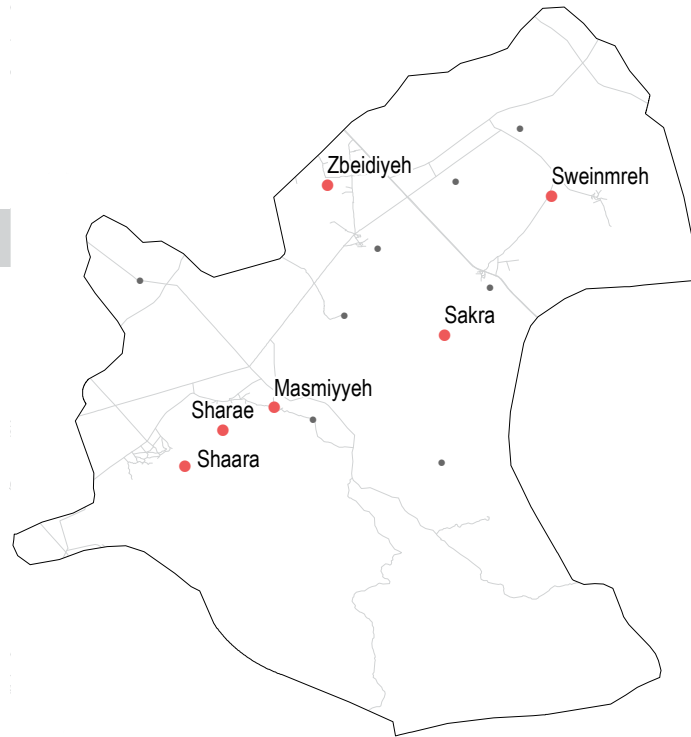
- NDPs
- IDPs
- No info

Zbeidiyeh

- NDPs
- IDPs
- No info

6/13 communities assessed:

- Masmiyyeh
- Sakra
- Shaara
- Sharae
- Sweinmreh
- Zbeidiyeh



Livelihoods

Most common strategies used to cope with lack of income / resources

Masmiyyeh

- Children sent to work/beg
- Borrowing from family/friends
- Skipping meals

Sakra

- Borrowing from family/friends
- High risk/illegal work
- Selling household assets

Shaara

- Children sent to work/beg
- Borrowing from family/friends
- High risk/illegal work

Sharae

- Children sent to work/beg
- Borrowing from family/friends
- High risk/illegal work

Sweinmreh

- Children sent to work/beg
- Skipping meals

Zbeidiyeh

- Borrowing from family/friends
- High risk/illegal work
- Selling household assets

Displacement

Masmiyyeh

- 51-75%
- Yes
- Yes

Sakra

- 51-75%
- Yes
- Yes

Shaara

- 51-75%
- Yes
- No

Sharae

- 76-100%
- Yes
- No

% of pre-conflict population remaining

IDPs already living in village

IDPs arrived in last month

No information

Sweinmreh

- 51-75%
- No
- No info

Zbeidiyeh

- 26-50%
- No
- No info

NFIs

Masmiyyeh

- B 2800 SYP
- D 275 SYP
- F 50000 SYP

Sakra

- B 5300 SYP
- D 350 SYP
- F 60000 SYP

Shaara

- B 3300 SYP
- D 330 SYP
- F NA

Sharae

- B 3000 SYP
- D 300 SYP
- F 65000 SYP

Sweinmreh

- B 3000 SYP
- D 275 SYP
- F 50000 SYP

Zbeidiyeh

- B 2800 SYP
- D 180 SYP
- F 50000 SYP

Most common electricity source

Main network

Generator

No source available

No information

Fuel Prices

B Butane (cannister)

D Diesel (litre)

F Firewood (tonne)

NA: not available for purchase

Masmiyyeh, Dar'a Governorate

Health

Most common health problems

Shaara

Chronic disease with no access to medicine
Injuries
Severe diseases affecting those aged less than 5

Sharae

Skin disease
Chronic disease with no access to medicine
Severe diseases affecting those aged less than 5

Sweinmreh

Chronic disease with no access to medicine
Acute respiratory infections
Severe diseases affecting those aged less than 5

Zbeidiyeh

Acute respiratory infections
Fever
Severe diseases affecting those aged less than 5

Masmiyyeh

Chronic disease with no access to medicine
Acute respiratory infections
Severe diseases affecting those aged less than 5

Sakra

Injuries
Fever
Severe diseases affecting those aged less than 5

• 6/13 communities assessed:

- Masmiyyeh
- Sakra
- Shaara
- Sharae
- Sweinmreh
- Zbeidiyeh

Food Security

Sweinmreh

Bread: 75 SYP
Rice: 500 SYP
Lentils: 400 SYP
Cooking oil: 800 SYP
Sugar: 425 SYP

Masmiyyeh

Bread: 50 SYP
Rice: 500 SYP
Lentils: 400 SYP
Cooking oil: 800 SYP
Sugar: 400 SYP

Shaara

Bread: 125 SYP
Rice: 550 SYP
Lentils: 300 SYP
Cooking oil: 750 SYP
Sugar: 410 SYP

Zbeidiyeh

Bread: 100 SYP
Rice: 700 SYP
Lentils: 450 SYP
Cooking oil: 700 SYP
Sugar: 400 SYP

Sakra

Bread: no info
Rice: 700 SYP
Lentils: 500 SYP
Cooking oil: 700 SYP
Sugar: 400 SYP

Sharae

Bread: 100 SYP
Rice: 600 SYP
Lentils: 280 SYP
Cooking oil: 775 SYP
Sugar: 450 SYP

Main challenges to obtaining food

- No challenges
- Some foods unavailable
- Local production decreased
- Lack of access to market
- Some foods expensive
- Lack of resources to buy food available in markets
- Lack of access to fuel
- Cooking fuel not available
- No information

Bread (public): 1 pack
Rice, lentils, sugar: 1 kg
Cooking oil: 1 litre

WASH

Most common water source

Status of source

- Water is safe to drink
- Water tastes/smells bad
- People sick after drinking
- No information

Change in available water since last month

- More water
- No change
- Less water
- No information

Most common method of garbage disposal

Masmiyyeh

Network
 Public free collection

Sakra

Closed well
 Public free collection

Shaara

Network
 Buried / burned

Sharae

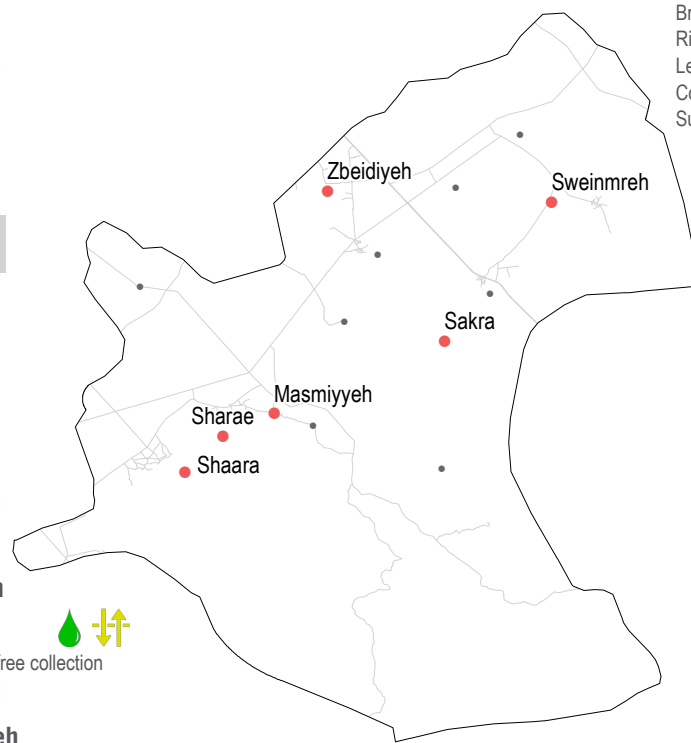
Network
 Public free collection

Zbeidiyeh

Closed well
 Public free collection

Sweinmreh

Water trucking
 Buried / burned



Education

Masmiyyeh

Most children accessed education

Sakra

Most children accessed education

Shaara

Most children accessed education

Sharae

Most children accessed education

Status of primary schools in village

- Functioning
- Not functioning
- Not available
- No information
- Barriers to accessing education services

Sweinmreh

Most children accessed education

Zbeidiyeh

Most children accessed education

Mseifra, Dar'a Governorate

Shelter

Most common shelter

- Independent apartment or house
- Shared apartment or house
- Unfinished apartment or house
- Tent
- Private space not for shelter
- Cave/natural shelter
- Collective public space not for shelter

- No IDPs
- No information

Min - Max: rent paid per room (where known)

Karak

- NDPs
- IDPs
- No info

Um Walad

- NDPs
- IDPs
- No info

Mseifra

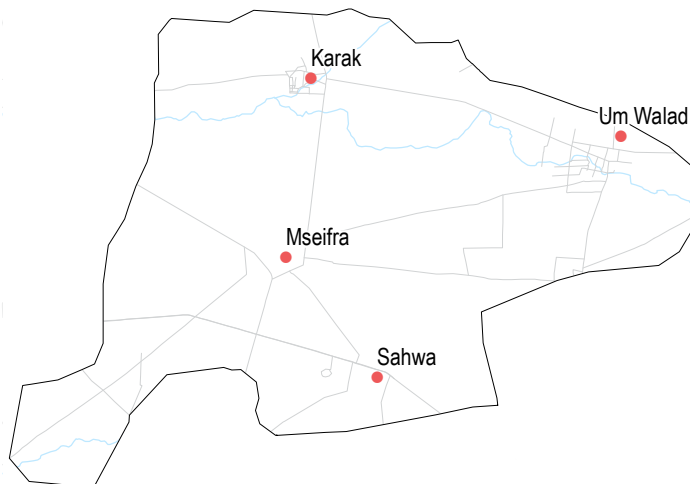
- NDPs
- IDPs
- 4500 - 5500 SYP

Sahwa

- NDPs
- IDPs
- 5000 - 6000 SYP

• 4/4 communities assessed:

- Karak
- Mseifra
- Sahwa
- Um Walad



Livelihoods

Most common strategies used to cope with lack of income / resources

Karak

- Children sent to work/beg
- Borrowing from family/friends
- Selling household assets

Mseifra

- Children sent to work/beg
- Borrowing from family/friends
- Selling household assets

Sahwa

- Children sent to work/beg
- Borrowing from family/friends
- Selling household assets

Um Walad

- Children sent to work/beg
- Borrowing from family/friends
- Selling household assets

Displacement

Karak

- 76-100%
- Yes
- No

Mseifra

- 51-75%
- Yes
- No

Sahwa

- 51-75%
- Yes
- No

Um Walad

- 51-75%
- Yes
- No

% of pre-conflict population remaining

IDPs already living in village

IDPs arrived in last month

No information

NFIs

Karak

- B** 6000 SYP
- D** 350 SYP
- F** 55000 SYP

Mseifra

- B** 8500 SYP
- D** 350 SYP
- F** 55000 SYP

Sahwa

- B** 9500 SYP
- D** 350 SYP
- F** 55000 SYP

Um Walad

- B** 6500 SYP
- D** 350 SYP
- F** 55000 SYP

Most common electricity source

Main network

Generator

No source available

No information

Fuel Prices

B Butane (cannister)

D Diesel (litre)

F Firewood (tonne)

NA: not available for purchase

Mseifra, Dar'a Governorate

Health

Most common health problems

Sahwa

Chronic disease with no access to medicine
Acute respiratory infections
Severe diseases affecting those aged less than 5

Um Walad

Chronic disease with no access to medicine
Injuries
Acute respiratory infections

Karak

Injuries
Acute respiratory infections
Severe diseases affecting those aged less than 5

Mseifra

Chronic disease with no access to medicine
Injuries
Acute respiratory infections

WASH

Most common water source

Status of source

- Water is safe to drink
- Water tastes/smells bad
- People sick after drinking
- No information

Change in available water since last month

- More water
- No change
- Less water
- No information

Most common method of garbage disposal

Karak

Water trucking
 Public free collection

Mseifra

Network
 Public free collection

Sahwa

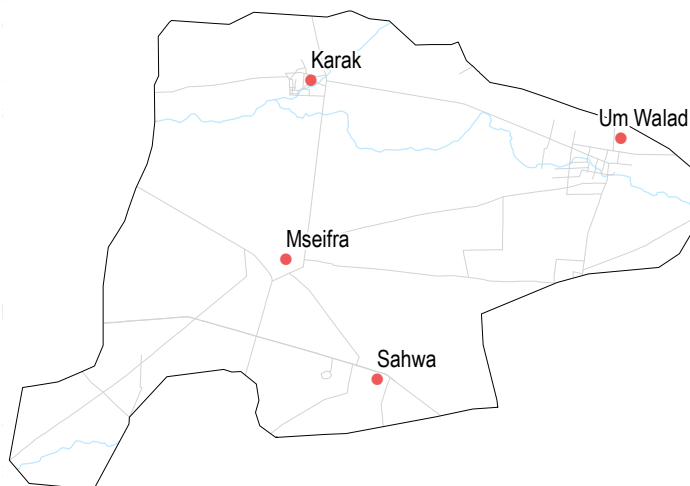
Network
 Public free collection

Um Walad

Water trucking
 Public free collection

• 4/4 communities assessed:

- Karak
- Mseifra
- Sahwa
- Um Walad



Food Security

Karak

Bread: 100 SYP
 Rice: 500 SYP
 Lentils: 300 SYP
 Cooking oil: 1000 SYP
 Sugar: 450 SYP

Mseifra

Bread: 125 SYP
 Rice: 500 SYP
 Lentils: 350 SYP
 Cooking oil: 1000 SYP
 Sugar: 450 SYP

Sahwa

Bread: 100 SYP
 Rice: 500 SYP
 Lentils: 350 SYP
 Cooking oil: 1000 SYP
 Sugar: 450 SYP

Um Walad

Bread: 100 SYP
 Rice: 500 SYP
 Lentils: 350 SYP
 Cooking oil: 1000 SYP
 Sugar: 450 SYP

Main challenges to obtaining food

- No challenges
 - Some foods unavailable
 - Local production decreased
 - Lack of access to market
 - Some foods expensive
 - Lack of resources to buy food available in markets
 - Lack of access to fuel
 - Cooking fuel not available
 - No information
- Bread (public): 1 pack
Rice, lentils, sugar: 1 kg
Cooking oil: 1 litre

Education

Karak

Most children accessed education

Mseifra

Most children accessed education

Sahwa

Most children accessed education

Um Walad

Most children accessed education

Status of primary schools in village

- Functioning
- Not functioning
- Not available
- No information
- Barriers to accessing education services

Mzeireb 1/2, Dar'a Governorate

December 2016

Shelter

Most common shelter

- Independent apartment or house
- Shared apartment or house
- Unfinished apartment or house
- Tent
- Private space not for shelter
- Cave/natural shelter
- Collective public space not for shelter

- No IDPs
- No information

Min - Max: rent paid per room (where known)

Ajami

NDPs IDPs
5000 - 8000 SYP

Jlein

NDPs IDPs
No info

Mzeireb

NDPs IDPs
No info

Nahj

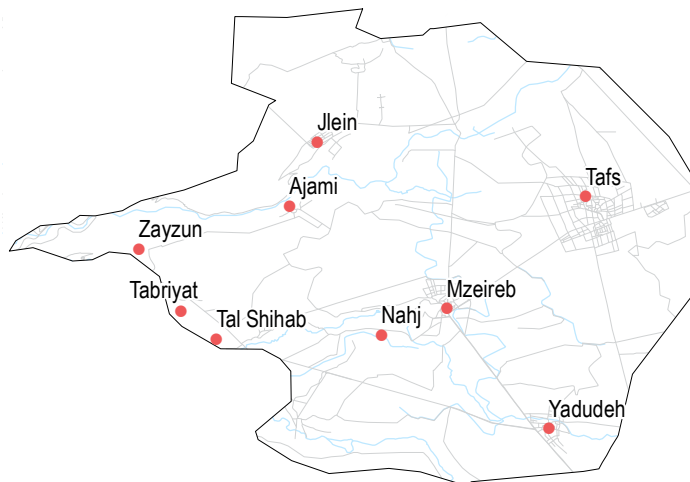
NDPs IDPs
8000 - 10000 SYP

Tabriyat

NDPs IDPs
No info

• 9/9 communities assessed (4 communities are shown on the next factsheet):

- Ajami
- Jlein
- Mzeireb
- Nahj
- Tabriyat



Livelihoods

Most common strategies used to cope with lack of income / resources

Ajami

- Borrowing from family/friends
- Selling household assets

Jlein

- Children sent to work/beg
- Taking loans/buying on credit
- Borrowing from family/friends

Mzeireb

- Children sent to work/beg
- Taking loans/buying on credit
- Borrowing from family/friends

Nahj

- Children sent to work/beg
- Borrowing from family/friends
- Selling household assets

Tabriyat

- Borrowing from family/friends

Displacement

Ajami

76-100%
Yes No

Jlein

51-75%
No No info

Mzeireb

51-75%
Yes No

Nahj

76-100%
Yes No

% of pre-conflict population remaining

IDPs already living in village

IDPs arrived in last month

No information

Tabriyat

76-100%
No No info

NFIs

Ajami

B 6800 SYP
D 350 SYP
F 65000 SYP

Jlein

B 6500 SYP
D 255 SYP
F 55000 SYP

Mzeireb

B 7000 SYP
D 300 SYP
F 62000 SYP

Nahj

B 6800 SYP
D 350 SYP
F 65000 SYP

Tabriyat

B 6800 SYP
D 350 SYP
F 65000 SYP

Most common electricity source

Main network

Generator

No source available

No information

Fuel Prices

B Butane (cannister)

D Diesel (litre)

F Firewood (tonne)

NA: not available for purchase

Mzeireb 1/2, Dar'a Governorate

Health

Most common health problems

Mzeireb

Disabilities
Chronic disease with no access to medicine
Severe diseases affecting

Nahj

Diarrhea
Fever

Ajami

Diarrhea
Pregnancy related diseases
Fever

Jlein

Disabilities
Pregnancy related diseases
Severe diseases affecting those aged less than 5

Tabriyat

Skin disease
Acute respiratory infections
Fever

• 9/9 communities assessed (4 communities are shown on the next factsheet):

Ajami
Jlein
Mzeireb
Nahj
Tabriyat

Food Security

Tabriyat

Bread: no info
Rice: 700 SYP
Lentils: 500 SYP
Cooking oil: 900 SYP
Sugar: 450 SYP

Ajami

Bread: no info
Rice: 750 SYP
Lentils: 500 SYP
Cooking oil: 900 SYP
Sugar: 450 SYP

Mzeireb

Bread: no info
Rice: 605 SYP
Lentils: 320 SYP
Cooking oil: 1000 SYP
Sugar: 475 SYP

Jlein

Bread: no info
Rice: 625 SYP
Lentils: 330 SYP
Cooking oil: 925 SYP
Sugar: 475 SYP

Nahj

Bread: no info
Rice: 700 SYP
Lentils: 500 SYP
Cooking oil: 900 SYP
Sugar: 450 SYP

Main challenges to obtaining food

- No challenges
- Some foods unavailable
- Local production decreased
- Lack of access to market
- Some foods expensive
- Lack of resources to buy food available in markets
- Lack of access to fuel
- Cooking fuel not available

No information
Bread (public): 1 pack
Rice, lentils, sugar: 1 kg
Cooking oil: 1 litre

WASH

Most common water source

Status of source

- Water is safe to drink
- Water tastes/smells bad
- People sick after drinking
- No information

Change in available water since last month

- More water
- No change
- Less water
- No information

Most common method of garbage disposal

Ajami

Protected spring
Public free collection

Jlein

Water trucking
Private paid collection

Mzeireb

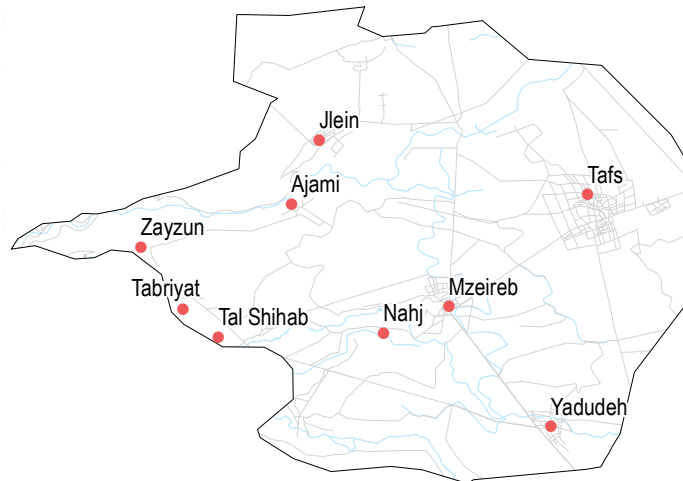
Water trucking
Private paid collection

Nahj

Water trucking
Public free collection

Tabriyat

Water trucking
Buried / burned



Education

Ajami

Most children accessed education

Jlein

Most children accessed education

Mzeireb

Most children accessed education

Nahj

Most children accessed education

Status of primary schools in village

- Functioning
- Not functioning
- Not available
- No information
- Barriers to accessing education services

Tabriyat

Most children accessed education

Mzeireb 2/2, Dar'a Governorate

December 2016

Shelter

Most common shelter

- Independent apartment or house
- Shared apartment or house
- Unfinished apartment or house
- Tent
- Private space not for shelter
- Cave/natural shelter
- Collective public space not for shelter

- No IDPs
- No information

Min - Max: rent paid per room (where known)

Tafs

- NDPs
- IDPs
- No info

Zayzun

- NDPs
- IDPs
- No info

Tal Shihab

- NDPs
- IDPs
- 10000 - 15000 SYP

Yadudeh

- NDPs
- IDPs
- No info

Livelihoods

Most common strategies used to cope with lack of income / resources

Tafs

- Children sent to work/beg
- Taking loans/buying on credit
- Borrowing from family/friends

Tal Shihab

- Borrowing from family/friends

Yadudeh

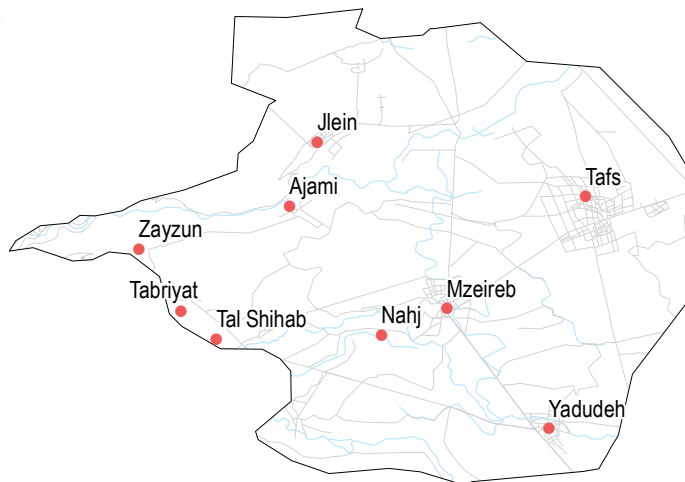
- Children sent to work/beg
- Taking loans/buying on credit
- Borrowing from family/friends

Zayzun

- Children sent to work/beg
- Taking loans/buying on credit
- Borrowing from family/friends

9/9 communities assessed (5 communities are shown on the previous factsheet):

- Tafs
- Tal Shihab
- Yadudeh
- Zayzun



Displacement

Tafs

- 51-75%
- Yes
- No

Tal Shihab

- 76-100%
- Yes
- No

Yadudeh

- 51-75%
- Yes
- No

Zayzun

- 51-75%
- Yes
- No

% of pre-conflict population remaining

IDPs already living in village

IDPs arrived in last month

No information

NFIs

Tafs

- B 7000 SYP
- D 320 SYP
- F 55000 SYP

Tal Shihab

- B 6800 SYP
- D 350 SYP
- F 65000 SYP

Yadudeh

- B 6500 SYP
- D 260 SYP
- F 55000 SYP

Zayzun

- B 7000 SYP
- D 320 SYP
- F 61000 SYP

Most common electricity source

Main network

Generator

No source available

No information

Fuel Prices

B Butane (cannister)

D Diesel (litre)

F Firewood (tonne)

NA: not available for purchase

Health

Most common health problems

Yadudeh

Chronic disease with no access to medicine
Maternal health issues
Severe diseases affecting those aged less than 5

Zayzun

Disabilities
Disabilities
Maternal health issues
Severe diseases affecting those aged less than 5

Tafs

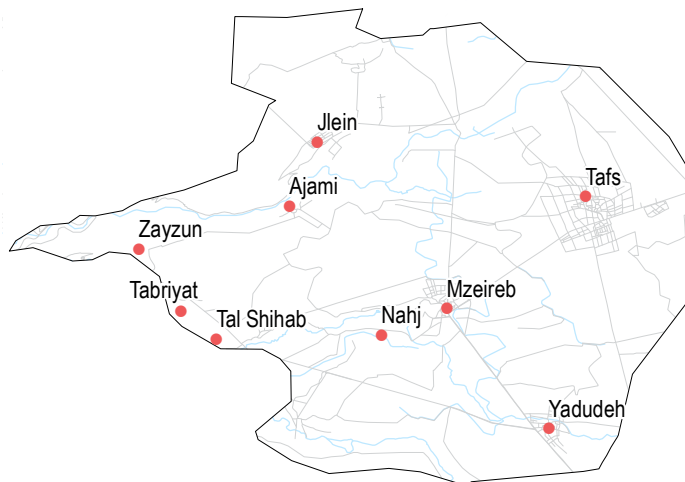
Disabilities
Disabilities
Maternal health issues
Severe diseases affecting those aged less than 5

Tal Shihab

Skin disease
Acute respiratory infections
Symptoms of psychological trauma

• 9/9 communities assessed (5 communities are shown on the previous factsheet):

- Tafs
- Tal Shihab
- Yadudeh
- Zayzun



WASH

Most common water source

Status of source

- Water is safe to drink
- Water tastes/smells bad
- People sick after drinking
- No information

Change in available water since last month

- More water
- No change
- Less water
- No information

Most common method of garbage disposal

Tafs

Water trucking
 Private paid collection

Tal Shihab

Water trucking
 Public free collection

Yadudeh

Water trucking
 Private paid collection

Zayzun

Water trucking
 Private paid collection

Food Security

Tafs

Bread: no info
Rice: 600 SYP
Lentils: 320 SYP
Cooking oil: 900 SYP
Sugar: 500 SYP

Tal Shihab

Bread: 200 SYP
Rice: 750 SYP
Lentils: 500 SYP
Cooking oil: 900 SYP
Sugar: 450 SYP

Yadudeh

Bread: no info
Rice: 575 SYP
Lentils: 300 SYP
Cooking oil: 890 SYP
Sugar: 475 SYP

Zayzun

Bread: no info
Rice: 600 SYP
Lentils: 340 SYP
Cooking oil: 900 SYP
Sugar: 450 SYP

Main challenges to obtaining food

- No challenges
- Some foods unavailable
- Local production decreased
- Lack of access to market
- Some foods expensive
- Lack of resources to buy food available in markets
- Lack of access to fuel
- Cooking fuel not available
- No information

Bread (public): 1 pack
Rice, lentils, sugar: 1 kg
Cooking oil: 1 litre

Education

Tafs

Most children accessed education

Tal Shihab

Most children accessed education

Yadudeh

Most children accessed education

Zayzun

Most children accessed education

Status of primary schools in village

- Functioning
- Not functioning
- Not available
- No information
- Barriers to accessing education services

Nawa, Dar'a Governorate

December 2016

Shelter

Most common shelter

- Independent apartment or house
- Shared apartment or house
- Unfinished apartment or house
- Tent
- Private space not for shelter
- Cave/natural shelter
- Collective public space not for shelter

- No IDPs
- No information

Min - Max: rent paid per room (where known)

Edwan

- NDPs
- IDPs
- No info

Jabaliyeh

- NDPs
- IDPs
- No info

Nasriyeh

- NDPs
- IDPs
- 2500 - 3000 SYP

Nawa

- NDPs
- IDPs
- 12000 - 17000 SYP

Sheikh Saed

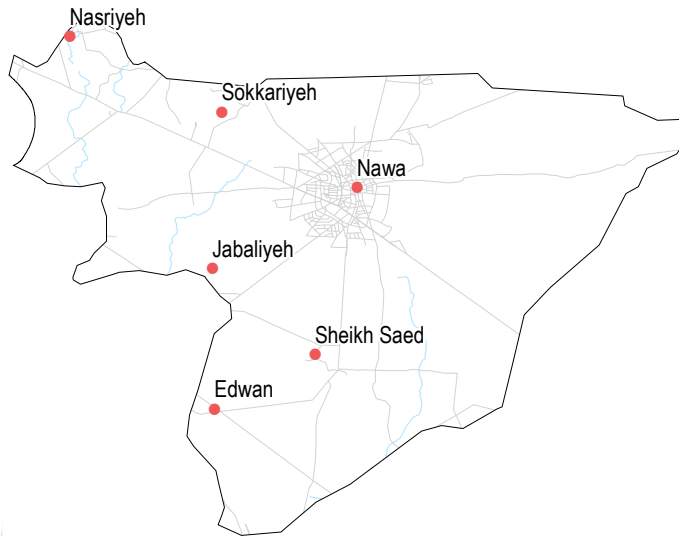
- NDPs
- IDPs
- No info

Sokkariyeh

- NDPs
- IDPs
- No info

6/6 communities assessed:

- Edwan
- Jabaliyeh
- Nasriyeh
- Nawa
- Sheikh Saed
- Sokkariyeh



Livelihoods

Most common strategies used to cope with lack of income / resources

Edwan

- Children sent to work/beg
- Skipping meals

Jabaliyeh

- Borrowing from family/friends
- Selling household assets
- Skipping meals

Nasriyeh

- Children sent to work/beg
- Skipping meals

Nawa

- Borrowing from family/friends
- Selling household assets
- Skipping meals

Sheikh Saed

- Children sent to work/beg
- Borrowing from family/friends
- Selling household assets

Sokkariyeh

- Borrowing from family/friends
- Skipping meals
- Reducing meal size

Displacement

Edwan

- 76-100%
- Yes
- No

Jabaliyeh

- 51-75%
- No
- No info

Nasriyeh

- 76-100%
- Yes
- Yes

Nawa

- 51-75%
- Yes
- Yes

% of pre-conflict population remaining

IDPs already living in village

IDPs arrived in last month

No information

Sheikh Saed

- 51-75%
- Yes
- No

Sokkariyeh

- 76-100%
- No
- No info

NFIs

Edwan

- B** 7000 SYP
- D** 325 SYP
- F** 50000 SYP

Jabaliyeh

- B** 9000 SYP
- D** 275 SYP
- F** NA

Nasriyeh

- B** 6000 SYP
- D** 350 SYP
- F** 50000 SYP

Nawa

- B** 8500 SYP
- D** 250 SYP
- F** 58000 SYP

Sheikh Saed

- B** 6000 SYP
- D** 350 SYP
- F** 55000 SYP

Sokkariyeh

- B** 5800 SYP
- D** 375 SYP
- F** 60000 SYP

Most common electricity source

Main network

Generator

No source available

No information

Fuel Prices

B Butane (cannister)

D Diesel (litre)

F Firewood (tonne)

NA: not available for purchase

Nawa, Dar'a Governorate

Health

Most common health problems

Nasriyeh

Chronic disease with no access to medicine
Acute respiratory infections
Severe diseases affecting those aged less than 5

Sokkariyeh

Acute respiratory infections
Fever
Severe diseases affecting those aged less than 5

Edwan

Chronic disease with no access to medicine
Acute respiratory infections
Severe diseases affecting those aged less than 5

Nawa

Skin disease
Chronic disease with no access to medicine
Severe diseases affecting those aged less than 5

Jabaliyeh

Communicable diseases
Chronic disease with no access to medicine
Injuries

Sheikh Saed

Chronic disease with no access to medicine
Injuries
Acute respiratory infections

• 6/6 communities assessed:

- Edwan
- Jabaliyeh
- Nasriyeh
- Nawa
- Sheikh Saed
- Sokkariyeh

Food Security

Sheikh Saed

Bread: 100 SYP
Rice: 500 SYP
Lentils: 350 SYP
Cooking oil: 1000 SYP
Sugar: 450 SYP

Edwan

Bread: no info
Rice: 500 SYP
Lentils: 400 SYP
Cooking oil: 800 SYP
Sugar: 425 SYP

Nasriyeh

Bread: no info
Rice: 500 SYP
Lentils: 400 SYP
Cooking oil: 800 SYP
Sugar: 400 SYP

Sokkariyeh

Bread: no info
Rice: 750 SYP
Lentils: 400 SYP
Cooking oil: 800 SYP
Sugar: 400 SYP

Jabaliyeh

Bread: no info
Rice: 450 SYP
Lentils: 400 SYP
Cooking oil: 700 SYP
Sugar: 400 SYP

Nawa

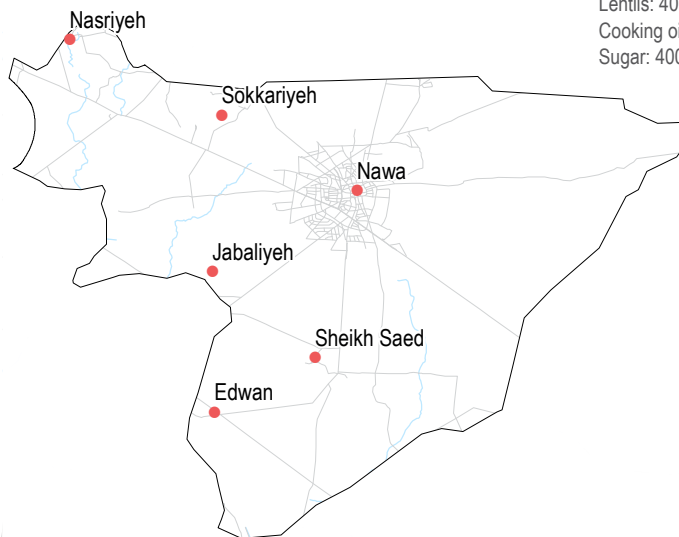
Bread: no info
Rice: 400 SYP
Lentils: 400 SYP
Cooking oil: 700 SYP
Sugar: 400 SYP

Main challenges to obtaining food

- No challenges
- Some foods unavailable
- Local production decreased
- Lack of access to market
- Some foods expensive
- Lack of resources to buy food available in markets
- Lack of access to fuel
- Cooking fuel not available

No information

Bread (public): 1 pack
Rice, lentils, sugar: 1 kg
Cooking oil: 1 litre



WASH

Most common water source

Status of source

- Water is safe to drink
- Water tastes/smells bad
- People sick after drinking
- No information

Change in available water since last month

- More water
- No change
- Less water
- No information

Most common method of garbage disposal

Edwan

Network
 Private paid collection

Jabaliyeh

Closed well
 Left in street / public area

Nasriyeh

Network
 Buried / burned

Nawa

Closed well
 Public free collection

Sokkariyeh

Closed well
 Buried / burned

Sheikh Saed

Network
 Public free collection

Education

Edwan

Most children accessed education

Jabaliyeh

Most children accessed education

Nasriyeh

Most children accessed education

Nawa

Most children accessed education

Status of primary schools in village

- Functioning
- Not functioning
- Not available
- No information
- Barriers to accessing education services

Sheikh Saed

Most children accessed education

Sokkariyeh

Most children accessed education

Shelter

Most common shelter

- Independent apartment or house
- Shared apartment or house
- Unfinished apartment or house
- Tent
- Private space not for shelter
- Cave/natural shelter
- Collective public space not for shelter

- No IDPs
- No information

Min - Max: rent paid per room (where known)

Faqie

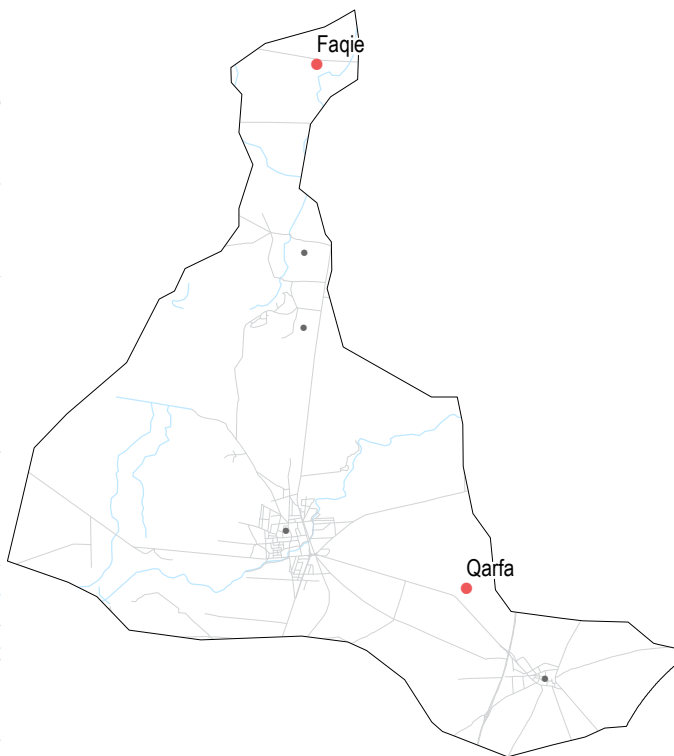
- NDPs
- IDPs
- No info

Qarfa

- NDPs
- IDPs
- 2000 - 3000 SYP

• 2/6 communities assessed:

- Faqie
- Qarfa



Displacement

Faqie

- 26-50%
- No
- No info

Qarfa

- 51-75%
- Yes
- Yes

% of pre-conflict population remaining

IDPs already living in village

IDPs arrived in last month

No information

Livelihoods

Most common strategies used to cope with lack of income / resources

Faqie

- Borrowing from family/friends
- Selling household assets
- Skipping meals

Qarfa

- Children sent to work/beg
- Skipping meals

NFIs

Faqie

- B** 6800 SYP
- D** 275 SYP
- F** NA

Qarfa

- B** 2800 SYP
- D** 175 SYP
- F** 50000 SYP

Most common electricity source

Main network

Generator

No source available

No information

Fuel Prices


B Butane (cannister)

D Diesel (litre)

F Firewood (tonne)

NA: not available for purchase

Health

 Most common health problems

Faqie



Communicable diseases
 Chronic disease with no access to medicine
 Acute respiratory infections

Qarfa







Chronic disease with no access to medicine
 Severe diseases affecting those aged less than 5





WASH

Most common water source

Status of source



-  Water is safe to drink
-  Water tastes/smells bad
-  People sick after drinking
-  No information

Change in available water since last month



-  More water
-  No change
-  Less water
-  No information

 Most common method of garbage disposal

Faqie

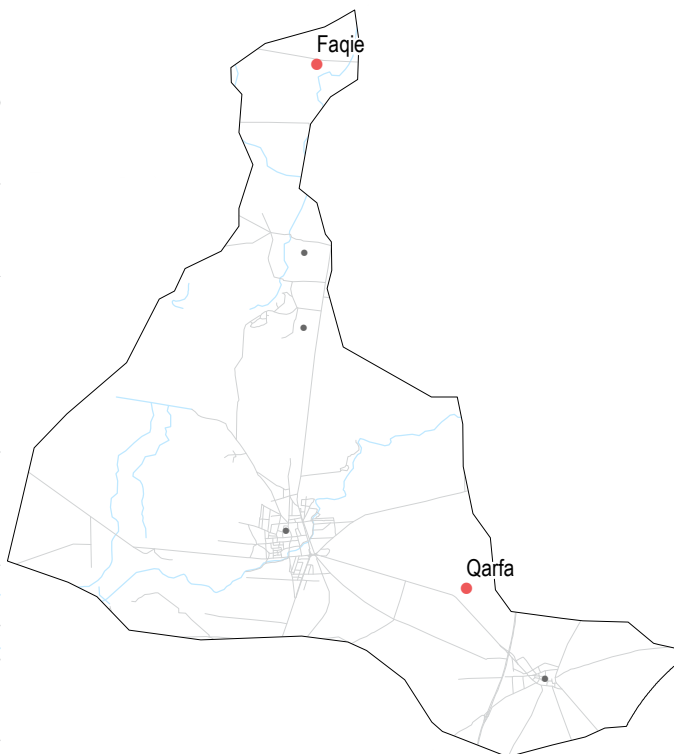
-  Closed well
-  Public free collection

Qarfa

-  Network
-  Public free collection

• 2/6 communities assessed:

- Faqie
- Qarfa



Food Security

Faqie



Bread: no info
 Rice: 550 SYP
 Lentils: 400 SYP
 Cooking oil: 700 SYP
 Sugar: 400 SYP

Qarfa



Bread: 50 SYP
 Rice: 500 SYP
 Lentils: 400 SYP
 Cooking oil: 800 SYP
 Sugar: 400 SYP


Main challenges to obtaining food

-  No challenges
-  Some foods unavailable
-  Local production decreased
-  Lack of access to market
-  Some foods expensive
-  Lack of resources to buy food available in markets
-  Lack of access to fuel
-  Cooking fuel not available
-  No information


Bread (public): 1 pack
 Rice, lentils, sugar: 1 kg
 Cooking oil: 1 litre

Education

Faqie

 Most children accessed education

Qarfa

 Most children accessed education

Status of primary schools in village

-  Functioning
-  Not functioning
-  Not available
-  No information
-  Barriers to accessing education services

Tassil, Dar'a Governorate

December 2016

Shelter

Most common shelter

- Independent apartment or house
- Shared apartment or house
- Unfinished apartment or house
- Tent
- Private space not for shelter
- Cave/natural shelter
- Collective public space not for shelter

- No IDPs
- No information

Min - Max: rent paid per room (where known)

Bekar

NDPs IDPs

 3500 - 5000 SYP

Eastern Bekar

NDPs IDPs

 3000 - 5000 SYP

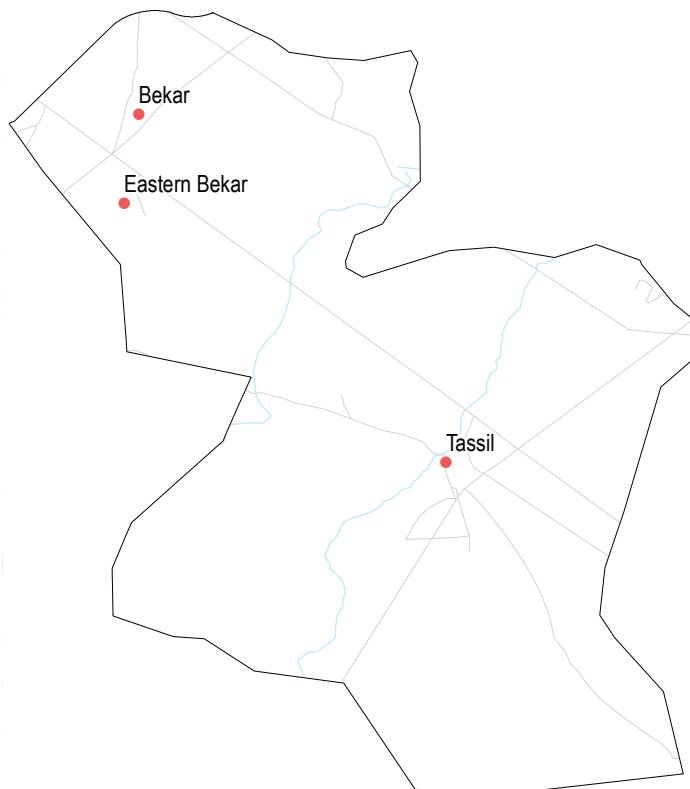
Tassil

NDPs IDPs

 3500 - 4500 SYP

• 3/3 communities assessed:

- Bekar
- Eastern Bekar
- Tassil



Displacement

Bekar

76-100%
 Yes Yes

Eastern Bekar

76-100%
 Yes Yes

Tassil

76-100%
 Yes Yes

% of pre-conflict population remaining

IDPs already living in village

IDPs arrived in last month

No information

Livelihoods

Most common strategies used to cope with lack of income / resources

Bekar

- Borrowing from family/friends
- Reducing meal size

Eastern Bekar

- Borrowing from family/friends
- Reducing meal size

Tassil

- Borrowing from family/friends
- High risk/illegal work
- Selling household assets

NFIs

Bekar

B 7000 SYP
D 350 SYP
F 65000 SYP

Eastern Bekar

B 7000 SYP
D 350 SYP
F 65000 SYP

Tassil

B 5700 SYP
D 275 SYP
F 55000 SYP

Most common electricity source

Main network

Generator

No source available

No information

Fuel Prices

B Butane (cannister)

D Diesel (litre)

F Firewood (tonne)

NA: not available for purchase

Tassil, Dar'a Governorate

Health

Most common health problems

Tassil

Disabilities
Chronic disease with no access to medicine
Severe diseases affecting those aged less than 5

Bekar

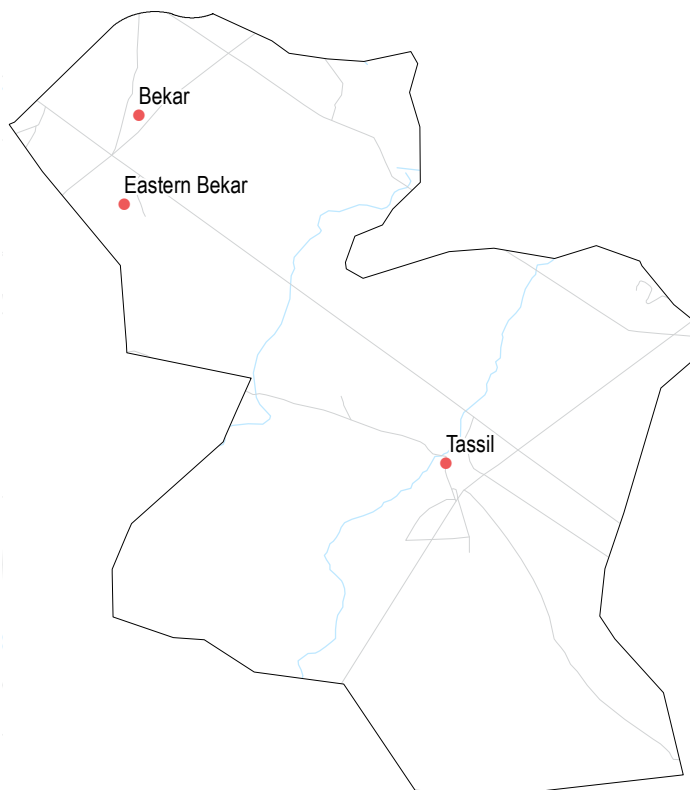
Pregnancy related diseases
Acute respiratory infections

Eastern Bekar

Pregnancy related diseases
Acute respiratory infections

• 3/3 communities assessed:

Bekar
Eastern Bekar
Tassil



Food Security

Bekar

Bread: no info
Rice: 750 SYP
Lentils: 500 SYP
Cooking oil: 950 SYP
Sugar: 500 SYP

Tassil

Bread: no info
Rice: 475 SYP
Lentils: 250 SYP
Cooking oil: 900 SYP
Sugar: 425 SYP

Eastern Bekar

Bread: no info
Rice: 750 SYP
Lentils: 500 SYP
Cooking oil: 920 SYP
Sugar: 450 SYP

Main challenges to obtaining food

- No challenges
- Some foods unavailable
- Local production decreased
- Lack of access to market
- Some foods expensive
- Lack of resources to buy food available in markets
- Lack of access to fuel
- Cooking fuel not available
- No information

Bread (public): 1 pack
Rice, lentils, sugar: 1 kg
Cooking oil: 1 litre

WASH

Most common water source

Status of source

- Water is safe to drink
- Water tastes/smells bad
- People sick after drinking
- No information

Change in available water since last month

- More water
- No change
- Less water
- No information

Most common method of garbage disposal

Bekar

Water trucking
 Buried / burned

Eastern Bekar

Water trucking
 Buried / burned

Tassil

Water trucking
 Public free collection

Education

Bekar

Some facilities destroyed
No spaces available

Eastern Bekar

Some facilities destroyed
Lack of teaching staff
No spaces available

Tassil

Most children accessed education

Status of primary schools in village

- Functioning
- Not functioning
- Not available
- No information
- Barriers to accessing education services