

## Introduction

This multi-sector needs assessment is part of a monthly data collection exercise which aims to gather information about needs and the humanitarian situation inside Syria. The factsheets present information collected in August 2017, referring to the situation in July 2017.

These factsheets present information at the community level for 17 sub-districts in Dar'a governorate. In Dar'a City, neighbourhood-level data have been collected, and information is presented at this level\*. Selected key indicators for the following sectors are included in the factsheets: displacement, shelter, NFIs, health, food security, WASH and education. The factsheets do not cover the entire range of indicators gathered in the questionnaire.

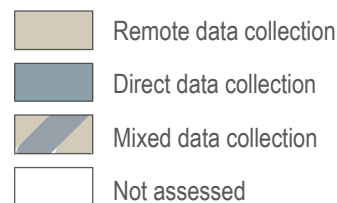
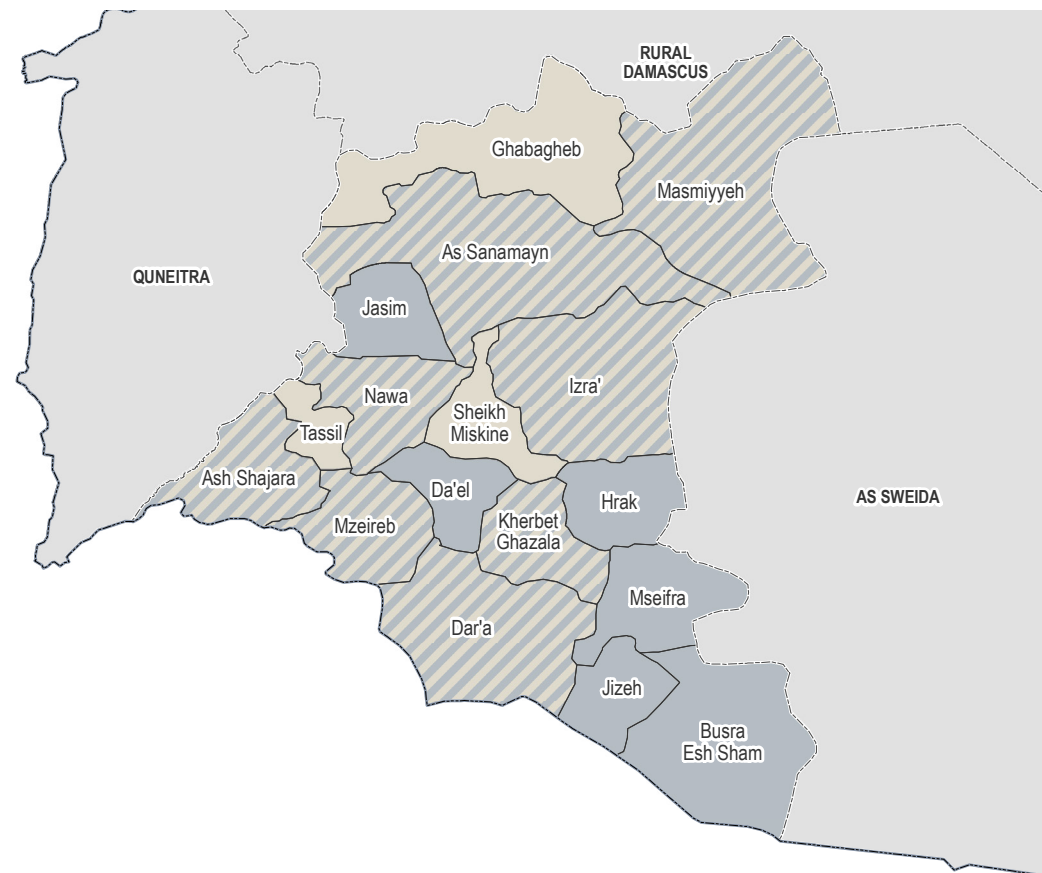
For full visualisation of all indicators collected, please see the SIMAWG Needs Identification Dynamic Reporting Tool, available here: <http://www.reach-info.org/syr/simawg/>.

## Methodology and limitations

These findings are based on data collected both directly and remotely (in Jordan) from Key Informants residing in the communities assessed.

Information was collected from Key Informants in 109 communities in 17 sub-districts of Dar'a governorate. For each question asked, confidence levels are assigned based on the Key Informant's area of expertise and knowledge of the sector-specific situation.

For a full description of the methodology, please see the Terms of Reference, available on the [REACH Resource Centre](#).



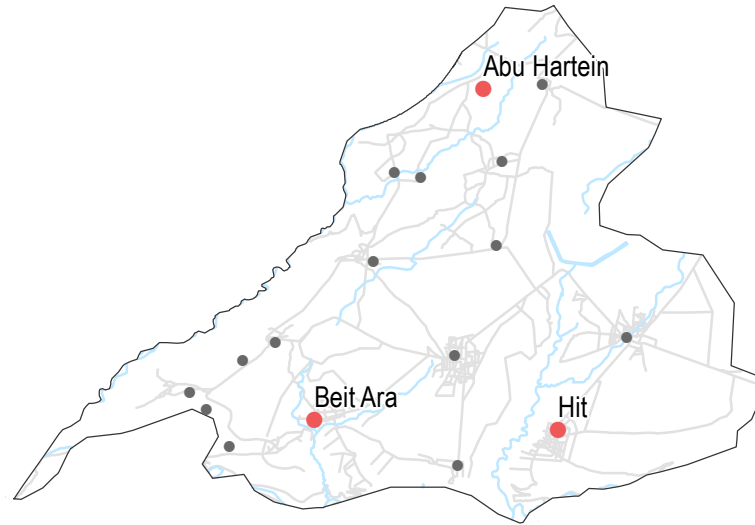
PDF: click on a sub-district name to directly access the relevant factsheet

**Displacement**

- % of pre-conflict population remaining
- % of population that are female
- % of female-headed households
- IDPs living in village
- New IDP arrivals
- Returnees

<b>Abu Hartein</b>		
1-25%	26-50%	1-25%
Yes	No info	No
<b>Beit Ara</b>		
51-75%	51-75%	1-25%
Yes	No info	No
<b>Hit</b>		
51-75%	26-50%	1-25%
Yes	No info	No

• 3/17 communities assessed : Abu Hartein, Beit Ara, Hit



**Shelter**

- Independent apartment or house
- Shared apartment or house
- Unfinished apartment or house
- Tent
- Private space not for shelter
- Cave/natural shelter
- Collective public space not for shelter
- No IDPs
- No information
- Min - Max: rent paid per room (where known)

<b>Abu Hartein</b>	
NDPs	IDPs
No info	
<b>Beit Ara</b>	
NDPs	IDPs
No info	
<b>Hit</b>	
NDPs	IDPs
No info	

**Livelihoods**

	Most common source of income	Most common strategies used to cope with lack of income / resources
<b>Abu Hartein</b>	Daily employment Farm owning Savings	Children sent to work/beg Taking loans/buying on credit Borrowing from family/friends
<b>Beit Ara</b>	Farm owning Business/trade Savings	Children sent to work/beg Borrowing from family/friends
<b>Hit</b>	Farm owning Business/trade Savings	Children sent to work/beg Taking loans/buying on credit Borrowing from family/friends

**NFIs**

**Abu Hartein**

<b>B</b> 9000 SYP	NA
<b>C</b> NA	NA
<b>D</b> 450 SYP	NA
<b>F</b> 52000 SYP	NA

**Beit Ara**

<b>B</b> 10000 SYP	4000 SYP
<b>C</b> 500 SYP	NA
<b>D</b> 600 SYP	NA
<b>F</b> NA	NA

**Hit**

<b>B</b> 10000 SYP	NA
<b>C</b> NA	NA
<b>D</b> 600 SYP	NA
<b>F</b> NA	NA

**Abu Hartein**

Burning furniture not in use  
Burning plastics

**Beit Ara**

No lack of fuel

**Hit**

Cutting trees

Most common electricity source

- Main network
- Generator
- No source
- Solar alternative
- No information

Fuel Prices (SYP)\*

- B** Butane (cannister)
- C** Coal (1kg)
- D** Diesel (1 litre)
- F** Firewood (tonne)

NFI Prices (SYP)\*

- Cement (50kg)
- Floor mat (3\*4m)
- Plastic tarpaulin (1m<sup>2</sup>)
- Tent (5 persons)

NA: not available for purchase

Most common strategies used to cope with a lack of fuel

**WASH**

- Most common water source
- Status of water source
- Water is safe to drink
  - Water tastes/smells bad
  - People sick after drinking
  - No information
- Sufficiency of available water to meet household needs
- Sufficient
  - Insufficient
  - No information
- Most common method of garbage disposal

**Abu Hartein**

- Water trucking
- Disposed at designated site

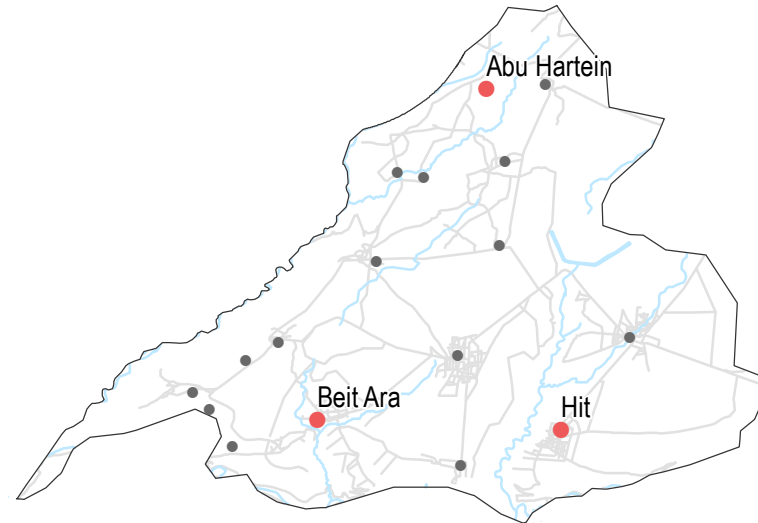
**Beit Ara**

- Network
- Public free collection

**Hit**

- Surface water unprotected spring
- Left in street / public area

• 3/17 communities assessed : Abu Hartein, Beit Ara, Hit



**Education**

- Status of primary schools in village
- Functioning
  - Not functioning
  - Not available
  - No information
- Barriers to accessing education services

**Hit**

Unsafe route to services

**Abu Hartein**  
 No spaces available

**Beit Ara**  
 Most children accessed education

**Health**

Most common health problems

Most common barriers to accessing healthcare

**Abu Hartein**

Disabilities  
 Chronic diseases  
 Maternal health issues

No facilities in the area

**Beit Ara**

Diarrhoea  
 Chronic diseases  
 Fever

No facilities in the area  
 Security concerns around travel  
 Security concerns around entering facilities

**Hit**

Diarrhoea  
 Communicable diseases  
 Injuries

No facilities in the area  
 Security concerns around travel  
 Not allowed to enter facilities

**Food Security**

**Abu Hartein**

- Bread: no info
- Rice: 600 SYP
- Lentils: 360 SYP
- Sugar: 375 SYP
- Cooking oil: 700 SYP
- Shops
- High price of electricity/fuel
- Insufficient electricity/fuel
- Private bakeries unavailable

**Beit Ara**

- Bread: no info
- Rice: 800 SYP
- Lentils: 500 SYP
- Sugar: 500 SYP
- Cooking oil: 1000 SYP
- Homemade
- Yeast not always available
- Flour not always available
- Private bakeries unavailable

**Hit**

- Bread: no info
- Rice: 800 SYP
- Lentils: 500 SYP
- Sugar: 500 SYP
- Cooking oil: 1000 SYP
- Shops
- Yeast not always available
- Flour not always available
- Wheat not always available
- Private bakeries unavailable

Main challenges to obtaining food

- No challenges
- Some foods unavailable
- Local production decreased
- Lack of access to markets
- Some foods expensive
- Lack of resources to buy food
- Lack of access to fuel
- Cooking fuel unavailable
- No information

Bread (public): 1 pack  
 Rice: 1kg  
 Lentils: 1 kg  
 Sugar: 1kg  
 Cooking oil: 1 litre

Access to bread

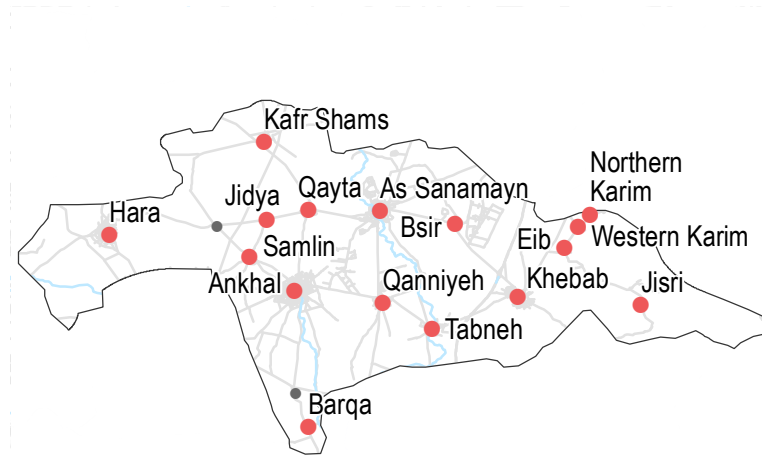
- Most common source of bread
- Most common barriers to accessing bread
- Number of days, per month, where bread from private bakeries was unavailable

### Displacement

- % of pre-conflict population remaining
- % of population that are female
- % of female-headed households
- IDPs living in village
- New IDP arrivals
- Returnees

Community	% of pre-conflict population remaining	% of population that are female	% of female-headed households	IDPs living in village	New IDP arrivals	Returnees
<b>Ankhal</b>	51-75%	51-75%	1-25%	Yes	No	Yes
<b>As Sanamayn</b>	51-75%	51-75%	26-50%	Yes	No info	No
<b>Barqa</b>	76-100%	51-75%	26-50%	Yes	No info	No
<b>Bsir</b>	76-100%	51-75%	26-50%	Yes	No info	No
<b>Eib</b>	1-25%	None	No info	Yes	No info	No

• 16/17 communities assessed (11 communities are shown on the next three factsheets): Ankhal, As Sanamayn, Barqa, Bsir, Eib



### Shelter

- Independent apartment or house
- Shared apartment or house
- Unfinished apartment or house
- Tent
- Private space not for shelter
- Cave/natural shelter
- Collective public space not for shelter
- No IDPs
- No information
- Min - Max: rent paid per room (where known)

Community	Most common shelter	NDPs	IDPs
<b>Ankhal</b>	Independent apartment or house	Yes	Yes
<b>As Sanamayn</b>	Independent apartment or house	Yes	No
<b>Barqa</b>	Independent apartment or house	Yes	No
<b>Bsir</b>	Independent apartment or house	No info	No
<b>Eib</b>	Independent apartment or house	No info	No

### Livelihoods

- Most common source of income
- Most common strategies used to cope with lack of income / resources

Community	Most common source of income	Most common strategies used to cope with lack of income / resources
<b>Ankhal</b>	Stable employment Daily employment Farm owning	Children sent to work/beg Borrowing from family/friends
<b>As Sanamayn</b>	Stable employment Farm owning Remittances	Taking loans/buying on credit Borrowing from family/friends Reducing meal size
<b>Barqa</b>	Daily employment Farm owning Remittances	Borrowing from family/friends Skipping meals Reducing meal size
<b>Bsir</b>	Stable employment	Borrowing from family/friends Skipping meals Reducing meal size
<b>Eib</b>	Daily employment Business/trade Support from family/friends	Borrowing from family/friends Skipping meals Reducing meal size

### NFIs

Community	Electricity source	Fuel Prices (SYP)*	NFI Prices (SYP)*
<b>Ankhal</b>	B 8500 SYP C 500 SYP D 400 SYP F 60000 SYP	NA 3800 SYP 450 SYP NA	NA 4000 SYP 3500 SYP NA
<b>As Sanamayn</b>	B 3000 SYP C 350 SYP D 160 SYP F 65000 SYP	2000 SYP 4000 SYP 3500 SYP NA	2000 SYP 4000 SYP 3500 SYP NA
<b>Barqa</b>	B 9000 SYP C 350 SYP D 575 SYP F 55000 SYP	NA 4000 SYP 3500 SYP NA	NA 4000 SYP 3500 SYP NA
<b>Bsir</b>	B 3000 SYP C 350 SYP D 160 SYP F 65000 SYP	2000 SYP 4000 SYP 3500 SYP NA	2000 SYP 4000 SYP 3500 SYP NA
<b>Eib</b>	B 8500 SYP C 350 SYP D 550 SYP F 60000 SYP	NA 4000 SYP 3500 SYP NA	NA 4000 SYP 3500 SYP NA

- Most common electricity source
- Main network
- Generator
- No source
- Solar alternative
- No information
- Fuel Prices (SYP)\*
- B** Butane (cannister)
- C** Coal (1kg)
- D** Diesel (1 litre)
- F** Firewood (tonne)
- NFI Prices (SYP)\*
- Cement (50kg)
- Floor mat (3\*4m)
- Plastic tarpaulin (1m<sup>2</sup>)
- Tent (5 persons)
- NA: not available for purchase

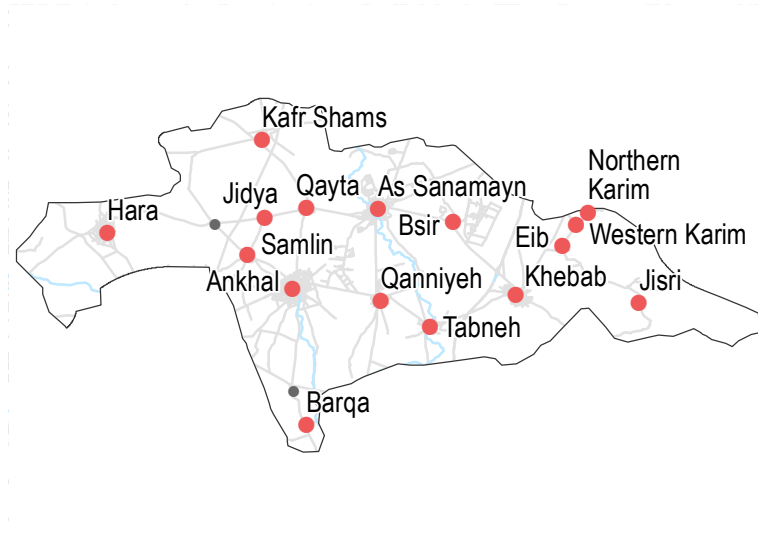
Community	Most common strategies used to cope with a lack of fuel
<b>Ankhal</b>	No lack of fuel
<b>As Sanamayn</b>	No lack of fuel
<b>Bsir</b>	No lack of fuel
<b>Barqa</b>	Cutting trees Burning furniture not in use Burning plastics
<b>Eib</b>	Cutting trees Burning furniture not in use Burning furniture in use

### WASH

- Most common water source**
- Water is safe to drink
  - Water tastes/smells bad
  - People sick after drinking
  - No information
- Sufficiency of available water to meet household needs**
- Sufficient
  - Insufficient
  - No information
- Most common method of garbage disposal**

- Ankhal**
- Closed well
  - Public free collection
- As Sanamayn**
- Network
  - Public free collection
- Barqa**
- Closed well
  - Public free collection
- Bsir**
- Network
  - Public free collection
- Eib**
- Closed well
  - Left in street / public area

• 16/17 communities assessed (11 communities are shown on the next three factsheets): Ankhal, As Sanamayn, Barqa, Bsir, Eib



### Education

- Status of primary schools in village**
- Functioning
  - Not functioning
  - Not available
  - No information
- Barriers to accessing education services**
- Ankhal: Most children accessed education
  - Bsir: Most children accessed education
  - Eib: Some facilities destroyed, Services are too far, Unsafe route to services
  - As Sanamayn: Most children accessed education

### Health

	Most common health problems	Most common barriers to accessing healthcare
<b>Ankhal</b>	Chronic diseases Injuries Severe diseases affecting those aged less than 5	No difficulties reported
<b>As Sanamayn</b>	Communicable diseases Chronic diseases Acute respiratory infections	No difficulties reported
<b>Barqa</b>	Communicable diseases Chronic diseases Acute respiratory infections	No facilities in the area Security concerns around travel Family not permitting travel
<b>Bsir</b>	Communicable diseases Chronic diseases Acute respiratory infections	No difficulties reported
<b>Eib</b>	Communicable diseases Chronic diseases Acute respiratory infections	No facilities in the area Security concerns around travel Disability/Injuries/Illness

### Food Security

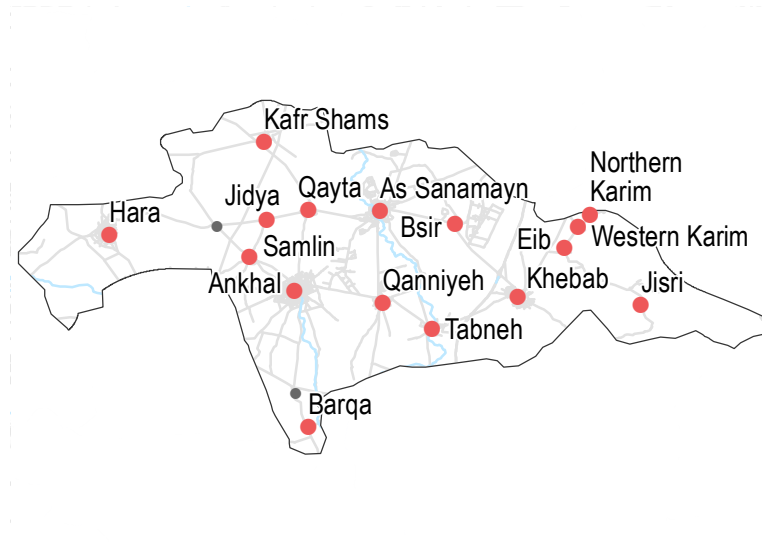
- Ankhal**
- Bread: no info
  - Rice: 650 SYP
  - Lentils: 450 SYP
  - Sugar: 375 SYP
  - Cooking oil: 750 SYP
  - Private bakeries
  - No difficulties reported
- As Sanamayn**
- Bread: 100 SYP
  - Rice: 500 SYP
  - Lentils: 400 SYP
  - Sugar: 400 SYP
  - Cooking oil: 700 SYP
  - Public bakeries
  - No difficulties reported
- Barqa**
- Bread: no info
  - Rice: 550 SYP
  - Lentils: 400 SYP
  - Sugar: 400 SYP
  - Cooking oil: 700 SYP
  - Private bakeries
  - No difficulties reported
- Bsir**
- Bread: 100 SYP
  - Rice: 450 SYP
  - Lentils: 400 SYP
  - Sugar: 400 SYP
  - Cooking oil: 700 SYP
  - Public bakeries
  - No difficulties reported
- Eib**
- Bread: no info
  - Rice: 550 SYP
  - Lentils: 400 SYP
  - Sugar: 400 SYP
  - Cooking oil: 750 SYP
  - Private bakeries
  - High price of flour
  - Flour not always available
  - High price of yeast
- Main challenges to obtaining food**
- No challenges
  - Some foods unavailable
  - Local production decreased
  - Lack of access to markets
  - Some foods expensive
  - Lack of resources to buy food
  - Lack of access to fuel
  - Cooking fuel unavailable
  - No information
- Access to bread**
- Bread (public): 1 pack
  - Rice: 1kg
  - Lentils: 1kg
  - Sugar: 1kg
  - Cooking oil: 1 litre
  - Most common source of bread
  - Most common barriers to accessing bread
  - Number of days, per month, where bread from private bakeries was unavailable

### Displacement

- % of pre-conflict population remaining
- % of population that are female
- % of female-headed households
- IDPs living in village
- New IDP arrivals
- Returnees

Community	% of pre-conflict population remaining	% of population that are female	% of female-headed households	IDPs living in village	New IDP arrivals	Returnees
<b>Hara</b>	76-100%	51-75%	1-25%	Yes	No	No
<b>Jidya</b>	26-50%	51-75%	1-25%	Yes	No info	Yes
<b>Jisri</b>	1-25%	51-75%	1-25%	Yes	No info	Yes
<b>Kafr Shams</b>	51-75%	51-75%	1-25%	Yes	No	Yes
<b>Khebab</b>	76-100%	51-75%	26-50%	Yes	No info	No

• 16/17 communities assessed (5 communities are shown on the previous factsheet, 6 communities are shown on the next two factsheets): Hara, Jidya, Jisri, Kafr Shams, Khebab



### Shelter

- Independent apartment or house
- Shared apartment or house
- Unfinished apartment or house
- Tent
- Private space not for shelter
- Cave/natural shelter
- Collective public space not for shelter
- No IDPs
- No information
- Min - Max: rent paid per room (where known)

Community	Most common shelter	NDPs	IDPs
<b>Hara</b>	Independent apartment or house	4500 - 5500 SYP	
<b>Kafr Shams</b>	Unfinished apartment or house	No info	
<b>Jidya</b>	Unfinished apartment or house	No info	No info
<b>Khebab</b>	Unfinished apartment or house	10000 - 15000 SYP	No info
<b>Jisri</b>	Unfinished apartment or house	No info	No info

### Livelihoods

Most common source of income

Most common strategies used to cope with lack of income / resources

Community	Most common source of income	Most common strategies used to cope with lack of income / resources
<b>Hara</b>	Daily employment Business/trade Remittances	Borrowing from family/friends Skipping meals Reducing meal size
<b>Jidya</b>	Stable employment Business/trade	Borrowing from family/friends Skipping meals
<b>Jisri</b>	Daily employment Sale of household assets Business/trade	Children sent to work/beg Borrowing from family/friends Selling household assets
<b>Kafr Shams</b>	Stable employment Daily employment Business/trade	Children sent to work/beg Borrowing from family/friends
<b>Khebab</b>	Stable employment Farm owning Remittances	Borrowing from family/friends Skipping meals Reducing meal size

### NFIs

**Hara**

<b>B</b> 8500 SYP	NA
<b>C</b> 500 SYP	3800 SYP
<b>D</b> 450 SYP	425 SYP
<b>F</b> 65000 SYP	NA

**Jidya**

<b>B</b> 3500 SYP	NA
<b>C</b> 500 SYP	3200 SYP
<b>D</b> 185 SYP	400 SYP
<b>F</b> 55000 SYP	NA

**Jisri**

<b>B</b> 9000 SYP	NA
<b>C</b> 600 SYP	NA
<b>D</b> 400 SYP	450 SYP
<b>F</b> 65000 SYP	NA

**Kafr Shams**

<b>B</b> 8500 SYP	NA
<b>C</b> 500 SYP	3800 SYP
<b>D</b> 450 SYP	425 SYP
<b>F</b> 65000 SYP	NA

**Khebab**

<b>B</b> 3000 SYP	2000 SYP
<b>C</b> 350 SYP	4000 SYP
<b>D</b> 160 SYP	3500 SYP
<b>F</b> 65000 SYP	NA

- Most common electricity source
- Main network
  - Generator
  - No source
  - Solar alternative
  - No information
- Fuel Prices (SYP)\*
- B** Butane (cannister)
  - C** Coal (1kg)
  - D** Diesel (1 litre)
  - F** Firewood (tonne)
- NFI Prices (SYP)\*
- Cement (50kg)
  - Floor mat (3\*4m)
  - Plastic tarpaulin (1m<sup>2</sup>)
  - Tent (5 persons)
- NA: not available for purchase

**Hara**

Burning productive assets

**Jidya**

No lack of fuel

**Jisri**

Burning productive assets  
Burning waste

**Kafr Shams**

Burning productive assets

**Khebab**

No lack of fuel

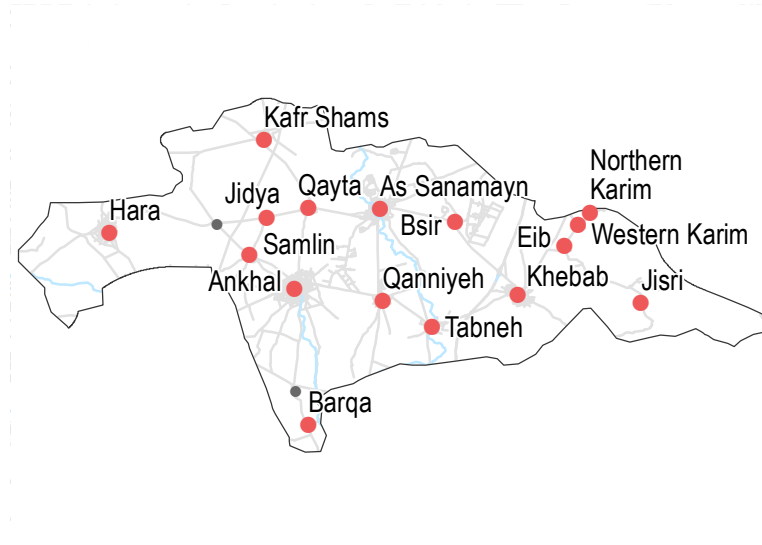
Most common strategies used to cope with a lack of fuel

### WASH

- Most common water source**
- Water is safe to drink
  - Water tastes/smells bad
  - People sick after drinking
  - No information
- Sufficiency of available water to meet household needs**
- Sufficient
  - Insufficient
  - No information
- Most common method of garbage disposal**
- Public free collection
  - Buried / burned

- Hara**
- Closed well
  - Public free collection
- Jidya**
- Closed well
  - Public free collection
- Jisri**
- Closed well
  - Buried / burned
- Kafr Shams**
- Closed well
  - Public free collection
- Khebab**
- Network
  - Public free collection

• 16/17 communities assessed (5 communities are shown on the previous factsheet, 6 communities are shown on the next two factsheets): Hara, Jidya, Jisri, Kafr Shams, Khebab



### Education

- Status of primary schools in village**
- Functioning
  - Not functioning
  - Not available
  - No information
- Barriers to accessing education services**
- Hara: Most children accessed education
  - Khebab: Most children accessed education
  - Jidya: Most children accessed education

- Jisri**
- Services not accessible
- Kafr Shams**
- Most children accessed education
- Khebab**
- Most children accessed education

### Health

	Most common health problems	Most common barriers to accessing healthcare
<b>Hara</b>	Chronic diseases Injuries Severe diseases affecting those aged less than 5	No facilities in the area
<b>Jidya</b>	Diarrhoea Pregnancy related diseases Severe diseases affecting those aged less than 5	No difficulties reported
<b>Jisri</b>	Injuries Severe diseases affecting those aged less than 5	No facilities in the area
<b>Kafr Shams</b>	Chronic diseases Pregnancy related diseases Injuries	No facilities in the area
<b>Khebab</b>	Communicable diseases Chronic diseases Acute respiratory infections	No difficulties reported

### Food Security

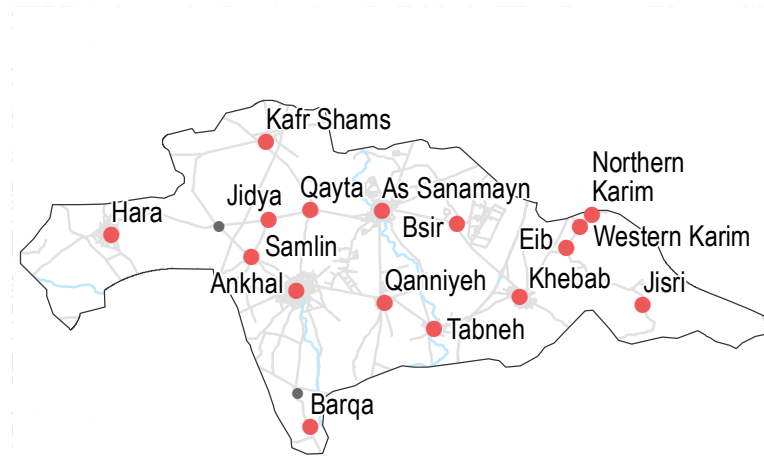
- Hara**
- Bread: no info
  - Rice: 650 SYP
  - Lentils: 425 SYP
  - Sugar: 375 SYP
  - Cooking oil: 750 SYP
  - Private bakeries
  - No difficulties reported
- Jidya**
- Bread: 75 SYP
  - Rice: 600 SYP
  - Lentils: 425 SYP
  - Sugar: 375 SYP
  - Cooking oil: 750 SYP
  - Shops
  - No difficulties reported
  - Private bakeries unavailable
- Jisri**
- Bread: no info
  - Rice: 650 SYP
  - Lentils: 425 SYP
  - Sugar: 400 SYP
  - Cooking oil: 750 SYP
  - Shops
  - No difficulties reported
  - Private bakeries unavailable
- Kafr Shams**
- Bread: no info
  - Rice: 650 SYP
  - Lentils: 425 SYP
  - Sugar: 375 SYP
  - Cooking oil: 750 SYP
  - Private bakeries
  - No difficulties reported
- Khebab**
- Bread: 100 SYP
  - Rice: 400 SYP
  - Lentils: 400 SYP
  - Sugar: 390 SYP
  - Cooking oil: 700 SYP
  - Public bakeries
  - No difficulties reported
- Main challenges to obtaining food**
- No challenges
  - Some foods unavailable
  - Local production decreased
  - Lack of access to markets
  - Some foods expensive
  - Lack of resources to buy food
  - Lack of access to fuel
  - Cooking fuel unavailable
  - No information
- Access to bread**
- Bread (public): 1 pack
  - Rice: 1kg
  - Lentils: 1kg
  - Sugar: 1kg
  - Cooking oil: 1 litre
  - Most common source of bread
  - Most common barriers to accessing bread
  - Number of days, per month, where bread from private bakeries was unavailable

### Displacement

- % of pre-conflict population remaining
- % of population that are female
- % of female-headed households
- IDPs living in village
- New IDP arrivals
- Returnees

Northern Karim		
51-75%	26-50%	No info
Yes	No	No
Qanniyeh		
51-75%	26-50%	1-25%
Yes	No info	No
Qayta		
51-75%	51-75%	1-25%
Yes	No	Yes

• 16/17 communities assessed (10 communities are shown on the previous two factsheets, 3 communities are shown on the next factsheet): Northern Karim, Qanniyeh, Qayta



### NFIs

**Northern Karim**

<b>B</b> 7500 SYP	NA
<b>C</b> NA	NA
<b>D</b> 350 SYP	NA
<b>F</b> NA	85000 SYP

**Qanniyeh**

<b>B</b> 3500 SYP	2400 SYP
<b>C</b> 500 SYP	3200 SYP
<b>D</b> 185 SYP	400 SYP
<b>F</b> 65000 SYP	NA

**Qayta**

<b>B</b> 3500 SYP	2500 SYP
<b>C</b> 500 SYP	3200 SYP
<b>D</b> 185 SYP	400 SYP
<b>F</b> 65000 SYP	NA

- Most common electricity source
- Main network
  - Generator
  - No source
  - Solar alternative
  - No information

- Fuel Prices (SYP)\*
- B** Butane (cannister)
  - C** Coal (1kg)
  - D** Diesel (1 litre)
  - F** Firewood (tonne)

- NFI Prices (SYP)\*
- Cement (50kg)
  - Floor mat (3\*4m)
  - Plastic tarpaulin (1m<sup>2</sup>)
  - Tent (5 persons)
- NA: not available for purchase

### Shelter

- Most common shelter
- Independent apartment or house
  - Shared apartment or house
  - Unfinished apartment or house
  - Tent
  - Private space not for shelter
  - Cave/natural shelter
  - Collective public space not for shelter
  - No IDPs
  - No information
- Min - Max: rent paid per room (where known)

Northern Karim	
NDPs	IDPs
No info	
Qanniyeh	
NDPs	IDPs
3500 - 4000 SYP	
Qayta	
NDPs	IDPs
4000 - 6000 SYP	

### Livelihoods

Most common source of income

Most common strategies used to cope with lack of income / resources

#### Northern Karim

Business / trade

Borrowing from family/friends  
 High risk/illegal work  
 Selling household assets

#### Qanniyeh

Stable employment  
 Business/trade

Borrowing from family/friends  
 Skipping meals

#### Qayta

Stable employment  
 Daily employment  
 Business/trade

Borrowing from family/friends  
 Skipping meals

**Northern Karim**  
 No lack of fuel

**Qanniyeh**  
 No lack of fuel

**Qayta**  
 No lack of fuel

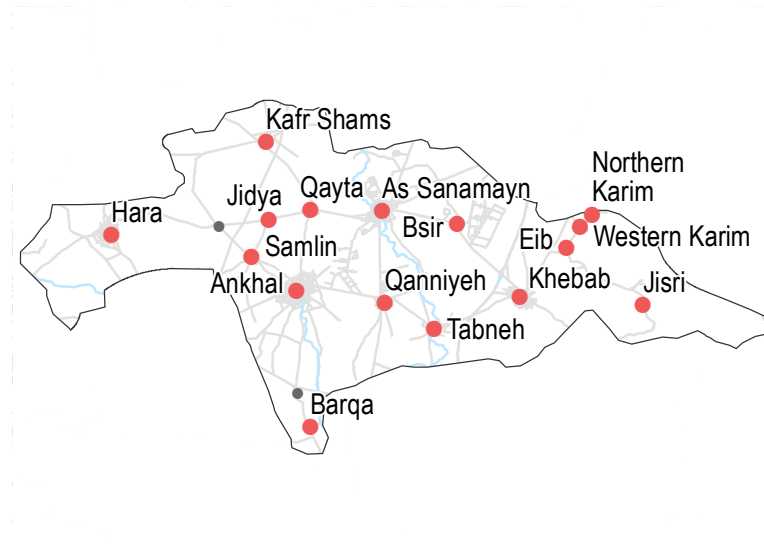
Most common strategies used to cope with a lack of fuel

### WASH

- Most common water source**
- Status of water source**
- Water is safe to drink
  - Water tastes/smells bad
  - People sick after drinking
  - No information
- Sufficiency of available water to meet household needs**
- Sufficient
  - Insufficient
  - No information
- Most common method of garbage disposal**

- Northern Karim**
- Closed well
  - Buried / burned
- Qanniyeh**
- Closed well
  - Public free collection
- Qayta**
- Network
  - Public free collection

• 16/17 communities assessed (10 communities are shown on the previous two factsheets, 3 communities are shown on the next factsheet): Northern Karim, Qanniyeh, Qayta



### Food Security

#### Northern Karim

- Bread: no info
- Rice: 750 SYP
- Lentils: 300 SYP
- Sugar: 400 SYP
- Cooking oil: 750 SYP
- Distribution by others
- No difficulties reported
- Private bakeries unavailable

#### Qanniyeh

- Bread: 75 SYP
- Rice: 650 SYP
- Lentils: 425 SYP
- Sugar: 350 SYP
- Cooking oil: 750 SYP
- Public bakeries
- No difficulties reported
- 0

#### Qayta

- Bread: 75 SYP
- Rice: 650 SYP
- Lentils: 450 SYP
- Sugar: 350 SYP
- Cooking oil: 750 SYP
- Shops
- No difficulties reported
- Private bakeries unavailable

- Main challenges to obtaining food**
- No challenges
  - Some foods unavailable
  - Local production decreased
  - Lack of access to markets
  - Some foods expensive
  - Lack of resources to buy food
  - Lack of access to fuel
  - Cooking fuel unavailable
  - No information
- Bread (public): 1 pack**  
**Rice: 1kg**  
**Lentils: 1kg**  
**Sugar: 1kg**  
**Cooking oil: 1 litre**
- Access to bread**
- Most common source of bread
  - Most common barriers to accessing bread
  - Number of days, per month, where bread from private bakeries was unavailable

### Education

- Status of primary schools in village**
- Functioning
  - Not functioning
  - Not available
  - No information
- Barriers to accessing education services**
- Northern Karim**  
 Most children accessed education

**Qayta**  
 Most children accessed education

**Qanniyeh**  
 Most children accessed education

### Health

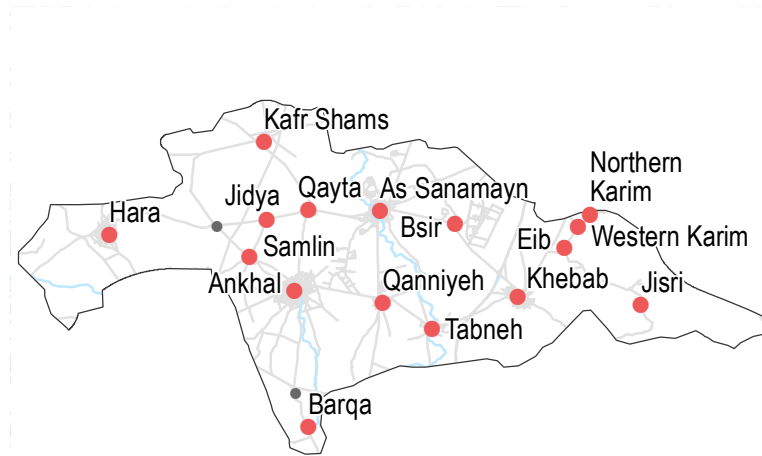
- Most common health problems
- Most common barriers to accessing healthcare

Sub-district	Most common health problems	Most common barriers to accessing healthcare
Northern Karim	Diarrhoea Maternal health issues Fever	No info
Qanniyeh	Chronic diseases Pregnancy related diseases Severe diseases affecting those aged less than 5	No difficulties reported
Qayta	Chronic diseases Pregnancy related diseases Severe diseases affecting those aged less than 5	No difficulties reported

### Displacement

% of pre-conflict population remaining	<b>Samlin</b> 51-75%	51-75%	26-50%
% of population that are female	Yes	No info	No
% of female-headed households	<b>Tabneh</b> 76-100%	26-50%	1-25%
IDPs living in village	Yes	No info	No
New IDP arrivals	<b>Western Karim</b> 51-75%	26-50%	1-25%
Returnees	Yes	No	Yes

• 16/17 communities assessed (3 communities are shown on the previous three factsheets): Samlin, Tabneh, Western Karim



### NFIs

#### Samlin

<b>B</b> 8500 SYP	NA
<b>C</b> 350 SYP	4000 SYP
<b>D</b> 575 SYP	3500 SYP
<b>F</b> 60000 SYP	NA

#### Tabneh

<b>B</b> 3000 SYP	2000 SYP
<b>C</b> 350 SYP	4000 SYP
<b>D</b> 150 SYP	3500 SYP
<b>F</b> 65000 SYP	NA

#### Western Karim

<b>B</b> 7500 SYP	NA
<b>C</b> NA	NA
<b>D</b> 300 SYP	NA
<b>F</b> NA	85000 SYP

Most common electricity source

- Main network
- Generator
- No source
- Solar alternative
- No information

Fuel Prices (SYP)\*

- B** Butane (cannister)
- C** Coal (1kg)
- D** Diesel (1 litre)
- F** Firewood (tonne)

NFI Prices (SYP)\*

- Cement (50kg)
  - Floor mat (3\*4m)
  - Plastic tarpaulin (1m<sup>2</sup>)
  - Tent (5 persons)
- NA: not available for purchase

### Shelter

Most common shelter	<b>Samlin</b>
Independent apartment or house	NDPs  IDPs
Shared apartment or house	No info
Unfinished apartment or house	
Tent	
Private space not for shelter	<b>Tabneh</b>
Cave/natural shelter	NDPs  IDPs
Collective public space not for shelter	No info
No IDPs	
No information	
Min - Max: rent paid per room (where known)	<b>Western Karim</b>
	NDPs  IDPs
	No info

### Livelihoods

	Most common source of income	Most common strategies used to cope with lack of income / resources
<b>Samlin</b>	Daily employment Farm owning Business/trade	Borrowing from family/friends Skipping meals Reducing meal size
<b>Tabneh</b>	Stable employment Farm owning Support from family/friends	Borrowing from family/friends Skipping meals Reducing meal size
<b>Western Karim</b>	High risk/illegal work Sale of household assets Savings	Borrowing from family/friends High risk/illegal work Selling household assets

#### Samlin

- Cutting trees
- Burning furniture in use
- Burning plastics

#### Tabneh

No lack of fuel

#### Western Karim

No lack of fuel

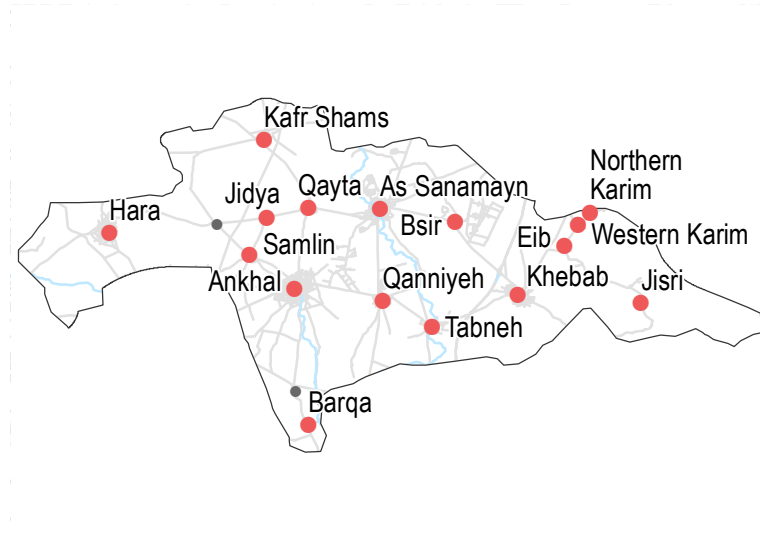
Most common strategies used to cope with a lack of fuel

### WASH

- Most common water source**
- Status of water source**
- Water is safe to drink
  - Water tastes/smells bad
  - People sick after drinking
  - No information
- Sufficiency of available water to meet household needs**
- Sufficient
  - Insufficient
  - No information
- Most common method of garbage disposal**

- Samlin**
- Closed well
  - Left in street / public area
- Tabneh**
- Network
  - Public free collection
- Western Karim**
- Water trucking
  - Buried / burned

• 16/17 communities assessed (3 communities are shown on the previous three factsheets): Samlin, Tabneh, Western Karim



### Food Security

#### Samlin

- Private bakeries
- Bread: no info
- Rice: 500 SYP
- Lentils: 400 SYP
- Sugar: 400 SYP
- Cooking oil: 700 SYP
- No difficulties reported

#### Tabneh

- Public bakeries
- Bread: 100 SYP
- Rice: 500 SYP
- Lentils: 400 SYP
- Sugar: 400 SYP
- Cooking oil: 700 SYP
- No difficulties reported

#### Western Karim

- Distribution by others
- Bread: 150 SYP
- Rice: 700 SYP
- Lentils: 300 SYP
- Sugar: 400 SYP
- Cooking oil: 750 SYP
- No difficulties reported
- Private bakeries unavailable

- Main challenges to obtaining food**
- No challenges
  - Some foods unavailable
  - Local production decreased
  - Lack of access to markets
  - Some foods expensive
  - Lack of resources to buy food
  - Lack of access to fuel
  - Cooking fuel unavailable
  - No information
- Bread (public): 1 pack  
 Rice: 1kg  
 Lentils: 1kg  
 Sugar: 1kg  
 Cooking oil: 1 litre
- Access to bread**
- Most common source of bread
  - Most common barriers to accessing bread
  - Number of days, per month, where bread from private bakeries was unavailable

### Education

- Status of primary schools in village**
- Functioning
  - Not functioning
  - Not available
  - No information
- Barriers to accessing education services**
- Samlin**
- Most children accessed education

- Western Karim**
- Most children accessed education

- Tabneh**
- Most children accessed education

### Health

	Most common health problems	Most common barriers to accessing healthcare
<b>Samlin</b>	Skin diseases Chronic diseases Acute respiratory infections	No facilities in the area Security concerns around travel Family not permitting travel
<b>Tabneh</b>	Communicable diseases Chronic diseases Acute respiratory infections	No difficulties reported
<b>Western Karim</b>	Maternal health issues Fever Severe diseases affecting those aged less than 5	Old age Disability/Injuries/Illness

# Busra Esh Sham 1/2, Dar'a Governorate

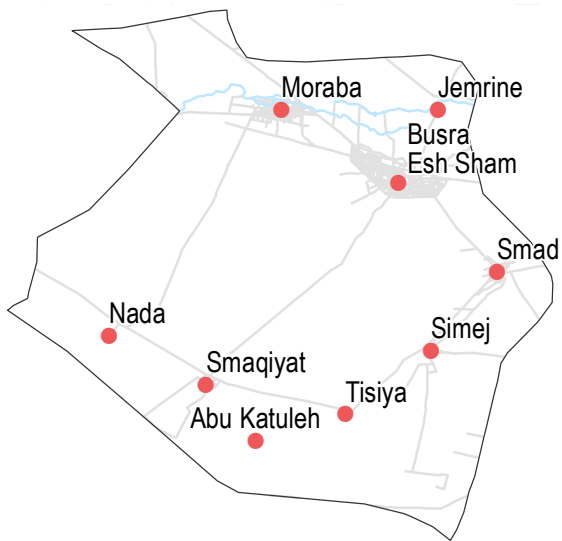
# August 2017

## Displacement

- % of pre-conflict population remaining
- % of population that are female
- % of female-headed households
- IDPs living in village
- New IDP arrivals
- Returnees

Community	% of pre-conflict population remaining	% of population that are female	% of female-headed households	IDPs living in village	New IDP arrivals	Returnees
<b>Abu Katuleh</b>	51-75%	51-75%	1-25%	Yes	No	Yes
<b>Busra Esh Sham</b>	51-75%	26-50%	26-50%	Yes	No info	No
<b>Jemrine</b>	51-75%	51-75%	1-25%	Yes	No	Yes
<b>Moraba</b>	51-75%	26-50%	1-25%	Yes	No info	No
<b>Nada</b>	76-100%	51-75%	1-25%	Yes	No	No

• 9/9 communities assessed (4 communities are shown on the next factsheet): Abu Katuleh, Busra Esh Sham, Jemrine, Moraba, Nada



## Shelter

- Independent apartment or house
- Shared apartment or house
- Unfinished apartment or house
- Tent
- Private space not for shelter
- Cave/natural shelter
- Collective public space not for shelter
- No IDPs
- No information
- Min - Max: rent paid per room (where known)

Community	NDPs	IDPs
<b>Abu Katuleh</b>		
<b>Moraba</b>		
<b>Busra Esh Sham</b>		
<b>Nada</b>		
<b>Jemrine</b>		

## Livelihoods

- Most common source of income
- Most common strategies used to cope with lack of income / resources

Community	Most common source of income	Most common strategies used to cope with lack of income / resources
<b>Abu Katuleh</b>	High risk/illegal work Business/trade Support from family/friends	Children sent to work/beg Borrowing from family/friends
<b>Busra Esh Sham</b>	Support from family/friends Sale of humanitarian aid	Taking loans/buying on credit Borrowing from family/friends
<b>Jemrine</b>	High risk/illegal work Sale of household assets Farm owning	Borrowing from family/friends High risk/illegal work Selling household assets
<b>Moraba</b>	Business / trade	Taking loans/buying on credit Borrowing from family/friends
<b>Nada</b>	Daily employment Business/trade Support from family/friends	Children sent to work/beg Borrowing from family/friends High risk/illegal work

## NFIs

Community	B	C	D	F
<b>Abu Katuleh</b>	B 9000 SYP	C NA	D 450 SYP	F NA
<b>Moraba</b>	B 9000 SYP	C NA	D 450 SYP	F NA
<b>Busra Esh Sham</b>	B 9000 SYP	C NA	D 450 SYP	F NA
<b>Nada</b>	B 8800 SYP	C NA	D 425 SYP	F NA
<b>Jemrine</b>	B 8500 SYP	C NA	D 450 SYP	F NA

- Most common electricity source
  - Main network
  - Generator
  - No source
  - Solar alternative
  - No information
- Fuel Prices (SYP)\*
  - B** Butane (cannister)
  - C** Coal (1kg)
  - D** Diesel (1 litre)
  - F** Firewood (tonne)
- NFI Prices (SYP)\*
  - Cement (50kg)
  - Floor mat (3\*4m)
  - Plastic tarpaulin (1m<sup>2</sup>)
  - Tent (5 persons)
- NA: not available for purchase

- Most common strategies used to cope with a lack of fuel
  -

Community	Most common strategies used to cope with a lack of fuel
<b>Abu Katuleh</b>	Cutting trees Burning productive assets Burning plastics
<b>Busra Esh Sham</b>	Cutting trees Burning furniture not in use
<b>Moraba</b>	Cutting trees Burning furniture not in use
<b>Jemrine</b>	No lack of fuel
<b>Nada</b>	Cutting trees Burning productive assets Burning plastics

# Busra Esh Sham 1/2, Dar'a Governorate

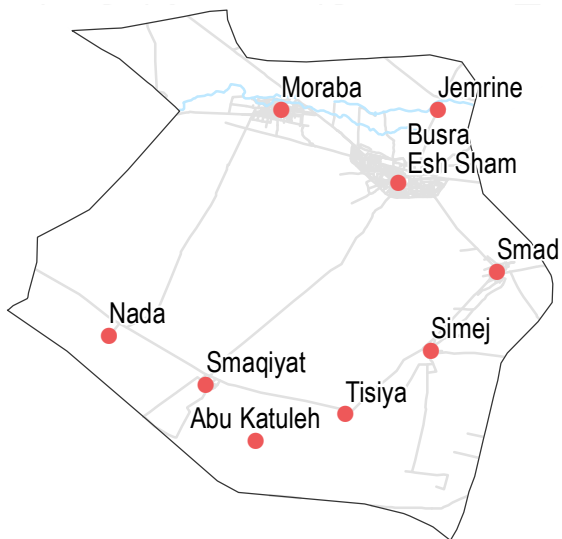
# August 2017

## WASH

- Most common water source**
- Water is safe to drink
  - Water tastes/smells bad
  - People sick after drinking
  - No information
- Sufficiency of available water to meet household needs**
- Sufficient
  - Insufficient
  - No information
- Most common method of garbage disposal**

- Abu Katuleh**
- Water trucking
  - Buried / burned
- Busra Esh Sham**
- Closed well
  - Private paid collection
- Jemrine**
- Closed well
  - Private paid collection
- Moraba**
- Closed well
  - Private paid collection
- Nada**
- Water trucking
  - Buried / burned

9/9 communities assessed (4 communities are shown on the next factsheet): Abu Katuleh, Busra Esh Sham, Jemrine, Moraba, Nada



## Education

- Status of primary schools in village**
- Functioning
  - Not functioning
  - Not available
  - No information
- Barriers to accessing education services**
- Abu Katuleh: Most children accessed education
  - Busra Esh Sham: Most children accessed education

- Jemrine**: Most children accessed education
- Moraba**: Most children accessed education
- Nada**: Most children accessed education

## Health

- Most common health problems**
- Most common barriers to accessing healthcare**

Community	Most common health problems	Most common barriers to accessing healthcare
Abu Katuleh	Diarrhoea Communicable diseases Acute respiratory infections	No facilities in the area High cost of transportation Lack of transportation
Busra Esh Sham	Chronic diseases Severe diseases affecting those aged less than 5	No difficulties reported
Jemrine	Diarrhoea Chronic diseases Pregnancy related diseases	No difficulties reported
Moraba	Communicable diseases Chronic diseases Severe diseases affecting those aged less than 5	No difficulties reported
Nada	Diarrhoea Communicable diseases Chronic diseases	High cost of transportation Lack of transportation

## Food Security

- Abu Katuleh**
- Bread: no info
  - Rice: no info
  - Lentils: no info
  - Sugar: no info
  - Cooking oil: no info
  - Bread is not available in the village
  - No difficulties reported
  - Private bakeries unavailable
- Busra Esh Sham**
- Bread: 125 SYP
  - Rice: 600 SYP
  - Lentils: 300 SYP
  - Sugar: 360 SYP
  - Cooking oil: 750 SYP
  - Public bakeries
  - No difficulties reported
  - 0
- Jemrine**
- Bread: no info
  - Rice: 800 SYP
  - Lentils: 500 SYP
  - Sugar: 400 SYP
  - Cooking oil: 800 SYP
  - Distribution by others
  - No difficulties reported
  - Private bakeries unavailable
- Moraba**
- Bread: 125 SYP
  - Rice: 600 SYP
  - Lentils: 300 SYP
  - Sugar: 360 SYP
  - Cooking oil: 650 SYP
  - Public bakeries
  - No difficulties reported
  - 0
- Nada**
- Bread: 125 SYP
  - Rice: 600 SYP
  - Lentils: no info
  - Sugar: 400 SYP
  - Cooking oil: 900 SYP
  - Public bakeries
  - No difficulties reported
  - Private bakeries unavailable
- Main challenges to obtaining food**
- No challenges
  - Some foods unavailable
  - Local production decreased
  - Lack of access to markets
  - Some foods expensive
  - Lack of resources to buy food
  - Lack of access to fuel
  - Cooking fuel unavailable
  - No information
- Access to bread**
- Bread (public): 1 pack
  - Rice: 1kg
  - Lentils: 1kg
  - Sugar: 1kg
  - Cooking oil: 1 litre
  - Most common source of bread
  - Most common barriers to accessing bread
  - Number of days, per month, where bread from private bakeries was unavailable

# Busra Esh Sham 2/2, Dar'a Governorate

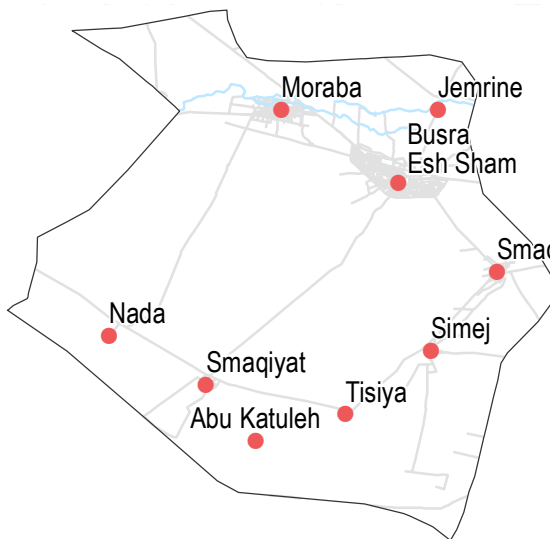
# August 2017

## Displacement

- % of pre-conflict population remaining
- % of population that are female
- % of female-headed households
- IDPs living in village
- New IDP arrivals
- Returnees

Community	% of pre-conflict population remaining	% of population that are female	% of female-headed households	IDPs living in village	New IDP arrivals	Returnees
<b>Simej</b>	76-100%	51-75%	51-75%	Yes	No	No
<b>Smad</b>	51-75%	51-75%	1-25%	Yes	No info	No
<b>Smaqiyat</b>	76-100%	51-75%	1-25%	Yes	No	No
<b>Tisiya</b>	1-25%	51-75%	1-25%	Yes	No	No

• 9/9 communities assessed (5 communities are shown on the previous factsheet): Simej, Smad, Smaqiyat, Tisiya



## NFIs

### Simej

<b>B</b>	8700 SYP		NA
<b>C</b>	NA		NA
<b>D</b>	450 SYP		NA
<b>F</b>	NA		NA

### Smad

<b>B</b>	9000 SYP		NA
<b>C</b>	NA		NA
<b>D</b>	450 SYP		NA
<b>F</b>	NA		NA

### Smaqiyat

<b>B</b>	9000 SYP		NA
<b>C</b>	NA		NA
<b>D</b>	500 SYP		400 SYP
<b>F</b>	NA		NA

### Tisiya

<b>B</b>	9000 SYP		NA
<b>C</b>	NA		NA
<b>D</b>	450 SYP		400 SYP
<b>F</b>	NA		200000 SYP

- Most common electricity source
- Main network
  - Generator
  - No source
  - Solar alternative
  - No information

- Fuel Prices (SYP)\*
- B** Butane (cannister)
  - C** Coal (1kg)
  - D** Diesel (1 litre)
  - F** Firewood (tonne)

- NFI Prices (SYP)\*
- Cement (50kg)
  - Floor mat (3\*4m)
  - Plastic tarpaulin (1m<sup>2</sup>)
  - Tent (5 persons)
- NA: not available for purchase

## Shelter

- Most common shelter
- Independent apartment or house
  - Shared apartment or house
  - Unfinished apartment or house
  - Tent
  - Private space not for shelter
  - Cave/natural shelter
  - Collective public space not for shelter
  - No IDPs
  - No information
- Min - Max: rent paid per room (where known)

Community	NDPs	IDPs
<b>Simej</b>		
<b>Smad</b>		
<b>Smaqiyat</b>		
<b>Tisiya</b>		

## Livelihoods

Most common source of income

Most common strategies used to cope with lack of income / resources

Community	Most common source of income	Most common strategies used to cope with lack of income / resources
<b>Simej</b>	Daily employment Business/trade Support from family/friends	Children sent to work/beg Borrowing from family/friends Selling household assets
<b>Smad</b>	Support from family/friends Sale of humanitarian aid	Taking loans/buying on credit Borrowing from family/friends
<b>Smaqiyat</b>	High risk/illegal work Business/trade Support from family/friends	Children sent to work/beg Borrowing from family/friends
<b>Tisiya</b>	High risk/illegal work Business/trade Support from family/friends	Children sent to work/beg Borrowing from family/friends

### Simej

- Cutting trees
- Burning productive assets
- Burning plastics

### Smad

- Cutting trees
- Burning furniture not in use

### Smaqiyat

- Cutting trees
- Burning productive assets
- Burning plastics

### Tisiya

- Cutting trees
- Burning productive assets
- Burning plastics

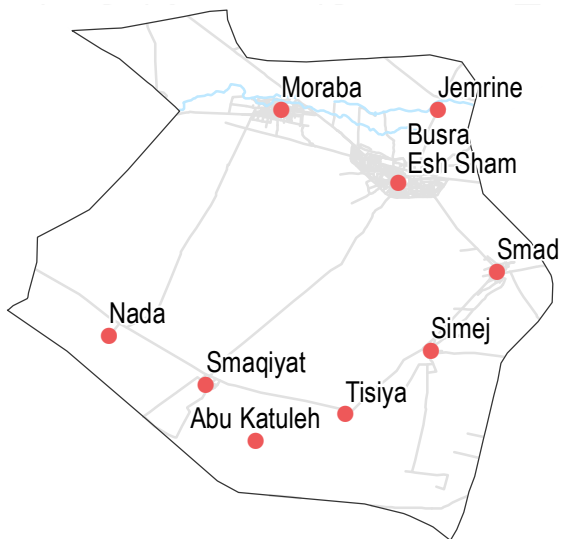
- Most common strategies used to cope with a lack of fuel

### WASH

- Most common water source**
- Water is safe to drink
  - Water tastes/smells bad
  - People sick after drinking
  - No information
- Sufficiency of available water to meet household needs**
- Sufficient
  - Insufficient
  - No information
- Most common method of garbage disposal**
- Buried / burned

- Simej**
- Water trucking
  - Buried / burned
- Smad**
- Closed well
  - Private paid collection
- Smaqiyat**
- Water trucking
  - Buried / burned
- Tisiya**
- Water trucking
  - Buried / burned

9/9 communities assessed (5 communities are shown on the previous factsheet): Simej, Smad, Smaqiyat, Tisiya



### Education

- Status of primary schools in village**
- Functioning
  - Not functioning
  - Not available
  - No information
- Barriers to accessing education services**
- Lack of teaching staff

- Smaqiyat**
- Lack of teaching staff
  - Lack of school supplies
- Tisiya**
- Lack of teaching staff

**Simej**  
Lack of teaching staff

**Smad**  
Most children accessed education

### Health

- Most common health problems
- Most common barriers to accessing healthcare

Community	Most common health problems	Most common barriers to accessing healthcare
<b>Simej</b>	Diarrhoea Chronic diseases Acute respiratory infections	No facilities in the area High cost of transportation Lack of transportation
<b>Smad</b>	Disabilities Communicable diseases Chronic diseases	No facilities in the area
<b>Smaqiyat</b>	Diarrhoea Communicable diseases Acute respiratory infections	No difficulties reported
<b>Tisiya</b>	Diarrhoea Communicable diseases Acute respiratory infections	No facilities in the area High cost of transportation Lack of transportation

### Food Security

#### Simej

- Bread: 125 SYP
- Rice: 600 SYP
- Lentils: 450 SYP
- Sugar: 400 SYP
- Cooking oil: 800 SYP
- Public bakeries
- No difficulties reported
- Private bakeries unavailable

#### Smad

- Bread: 125 SYP
- Rice: 600 SYP
- Lentils: 350 SYP
- Sugar: 400 SYP
- Cooking oil: 650 SYP
- Public bakeries
- No difficulties reported
- Private bakeries unavailable

#### Smaqiyat

- Bread: 125 SYP
- Rice: 800 SYP
- Lentils: no info
- Sugar: 425 SYP
- Cooking oil: 900 SYP
- Bread is not available in the village
- No difficulties reported
- Private bakeries unavailable

#### Tisiya

- Bread: no info
- Rice: 800 SYP
- Lentils: no info
- Sugar: 400 SYP
- Cooking oil: 800 SYP
- Bread is not available in the village
- No difficulties reported
- Private bakeries unavailable

- Main challenges to obtaining food**
- No challenges
  - Some foods unavailable
  - Local production decreased
  - Lack of access to markets
  - Some foods expensive
  - Lack of resources to buy food
  - Lack of access to fuel
  - Cooking fuel unavailable
  - No information
- Bread (public): 1 pack**  
**Rice: 1kg**  
**Lentils: 1 kg**  
**Sugar: 1kg**  
**Cooking oil: 1 litre**
- Access to bread**
- Most common source of bread
  - Most common barriers to accessing bread
  - Number of days, per month, where bread from private bakeries was unavailable

# Da'el, Dar'a Governorate

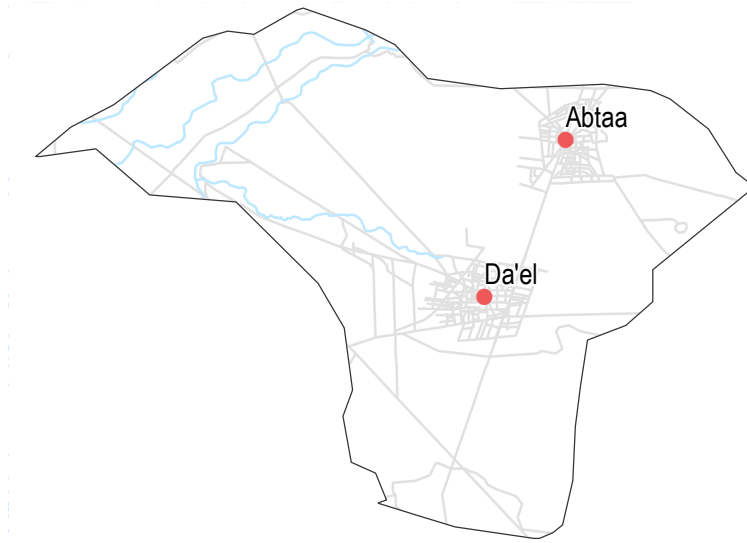
# August 2017

## Displacement

- % of pre-conflict population remaining
- % of population that are female
- % of female-headed households
- IDPs living in village
- New IDP arrivals
- Returnees

<b>Abtaa</b>	76-100%	51-75%	1-25%
	Yes	No	No
<b>Da'el</b>	51-75%	26-50%	1-25%
	Yes	No	No

• 2/2 communities assessed : Abtaa, Da'el



## NFIs

### Abtaa

<b>B</b> 8800 SYP	2800 SYP
<b>C</b> 425 SYP	9800 SYP
<b>D</b> 285 SYP	1450 SYP
<b>F</b> 54000 SYP	73500 SYP

### Da'el

<b>B</b> 8750 SYP	2850 SYP
<b>C</b> 350 SYP	9500 SYP
<b>D</b> 310 SYP	1650 SYP
<b>F</b> 56000 SYP	72000 SYP

Most common electricity source

- Main network
- Generator
- No source
- Solar alternative
- No information

Fuel Prices (SYP)\*

- B** Butane (cannister)
- C** Coal (1kg)
- D** Diesel (1 litre)
- F** Firewood (tonne)

NFI Prices (SYP)\*

- Cement (50kg)
- Floor mat (3\*4m)
- Plastic tarpaulin (1m<sup>2</sup>)
- Tent (5 persons)

NA: not available for purchase

## Shelter

- Independent apartment or house
  - Shared apartment or house
  - Unfinished apartment or house
  - Tent
  - Private space not for shelter
  - Cave/natural shelter
  - Collective public space not for shelter
  - No IDPs
  - No information
- Min - Max: rent paid per room (where known)

<b>Abtaa</b>	NDPs	IDPs
	No info	

<b>Da'el</b>	NDPs	IDPs
	No info	

## Livelihoods

Most common source of income

Most common strategies used to cope with lack of income / resources

### Abtaa

Stable employment  
Business/trade  
Remittances

Children sent to work/beg  
Taking loans/buying on credit  
Borrowing from family/friends

### Da'el

Stable employment  
Daily employment  
Business/trade

Children sent to work/beg  
Taking loans/buying on credit  
Borrowing from family/friends

**Abtaa**  
No lack of fuel

**Da'el**  
No lack of fuel

Most common strategies used to cope with a lack of fuel

# Da'el, Dar'a Governorate

# August 2017

## WASH

- Most common water source
- Status of water source
- Water is safe to drink
  - Water tastes/smells bad
  - People sick after drinking
  - No information
- Sufficiency of available water to meet household needs
- Sufficient
  - Insufficient
  - No information
- Most common method of garbage disposal

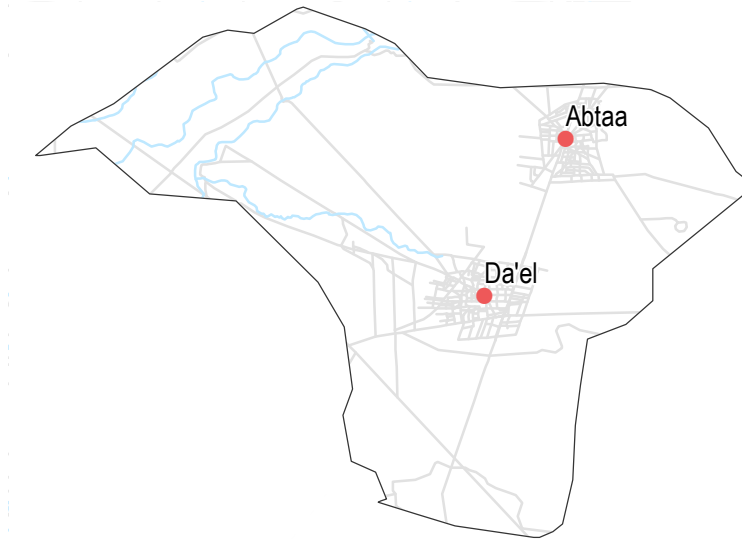
### Abtaa

- Network
- Private paid collection

### Da'el

- Water trucking
- Private paid collection

• 2/2 communities assessed : Abtaa, Da'el



## Food Security

### Abtaa

- Bread: no info
- Rice: 600 SYP
- Lentils: 360 SYP
- Sugar: 350 SYP
- Cooking oil: 800 SYP
- Private bakeries
- No difficulties reported
- 1 to 10

### Da'el

- Bread: no info
- Rice: 600 SYP
- Lentils: 345 SYP
- Sugar: 255 SYP
- Cooking oil: 750 SYP
- Private bakeries
- No difficulties reported
- 0

### Main challenges to obtaining food

- No challenges
- Some foods unavailable
- Local production decreased
- Lack of access to markets
- Some foods expensive
- Lack of resources to buy food
- Lack of access to fuel
- Cooking fuel unavailable
- No information
- Bread (public): 1 pack
- Rice: 1kg
- Lentils: 1kg
- Sugar: 1kg
- Cooking oil: 1 litre

### Access to bread

- Most common source of bread
- Most common barriers to accessing bread
- Number of days, per month, where bread from private bakeries was unavailable

## Education

- Status of primary schools in village
- Functioning
  - Not functioning
  - Not available
  - No information
- Barriers to accessing education services

**Abtaa**  
Most children accessed education

**Da'el**  
Most children accessed education

## Health

- Most common health problems
- Most common barriers to accessing healthcare

### Abtaa

- Disabilities
- Chronic diseases
- Pregnancy related diseases

### Da'el

- Disability/Injuries/Illness
- No difficulties reported
- Disabilities
- Severe diseases affecting those aged less than 5
- Symptoms of psychological trauma

# Dar'a 1/2, Dar'a Governorate

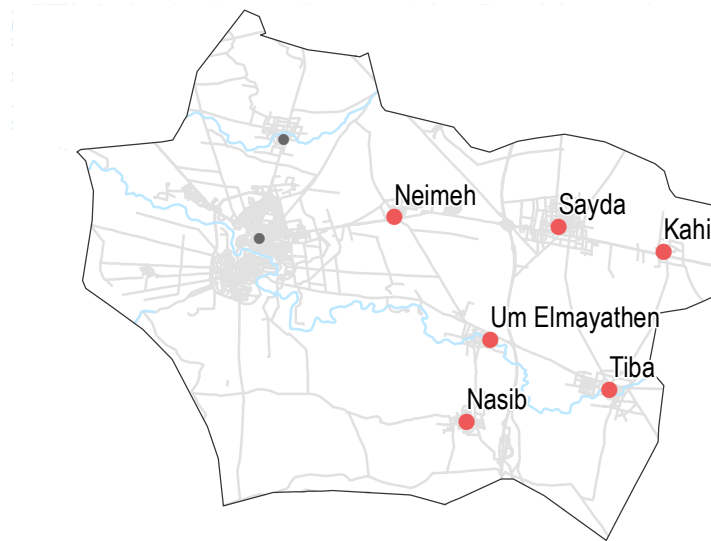
# August 2017

## Displacement

- % of pre-conflict population remaining
- % of population that are female
- % of female-headed households
- IDPs living in village
- New IDP arrivals
- Returnees

Kahil	
51-75%	51-75%
Yes	No
No	No
Nasib	
76-100%	51-75%
Yes	No
No	No
Neimeh	
26-50%	26-50%
Yes	Yes
Yes	Yes

• 6/8 communities assessed (3 communities are shown on the next factsheet): Kahil, Nasib, Neimeh



## Shelter

- Independent apartment or house
- Shared apartment or house
- Unfinished apartment or house
- Tent
- Private space not for shelter
- Cave/natural shelter
- Collective public space not for shelter
- No IDPs
- No information
- Min - Max: rent paid per room (where known)

Kahil	
NDPs	IDPs
10000 - 15000 SYP	
Nasib	
NDPs	IDPs
20000 - 25000 SYP	
Neimeh	
NDPs	IDPs
No info	

## Livelihoods

Most common source of income

Most common strategies used to cope with lack of income / resources

Community	Most common source of income	Most common strategies used to cope with lack of income / resources
<b>Kahil</b>	Stable employment Farm owning Remittances	Borrowing from family/friends Reducing meal size
<b>Nasib</b>	Daily employment Business/trade Remittances	Children sent to work/beg Borrowing from family/friends
<b>Neimeh</b>	Stable employment Support from family/friends Remittances	Borrowing from family/friends Reducing meal size

## NFIs

**Kahil**

<b>B</b> 8200 SYP	3000 SYP
<b>C</b> 600 SYP	NA
<b>D</b> 400 SYP	700 SYP
<b>F</b> NA	NA

**Nasib**

<b>B</b> 8200 SYP	3500 SYP
<b>C</b> 500 SYP	12000 SYP
<b>D</b> 500 SYP	2500 SYP
<b>F</b> NA	150000 SYP

**Neimeh**

<b>B</b> 8700 SYP	NA
<b>C</b> 550 SYP	NA
<b>D</b> 450 SYP	NA
<b>F</b> NA	NA

**Kahil**

No lack of fuel

**Nasib**

No lack of fuel

**Neimeh**

No lack of fuel

Most common electricity source

- Main network
- Generator
- No source
- Solar alternative
- No information

Fuel Prices (SYP)\*

- B** Butane (cannister)
- C** Coal (1kg)
- D** Diesel (1 litre)
- F** Firewood (tonne)

NFI Prices (SYP)\*

- Cement (50kg)
- Floor mat (3\*4m)
- Plastic tarpaulin (1m<sup>2</sup>)
- Tent (5 persons)

NA: not available for purchase

Most common strategies used to cope with a lack of fuel

# Dar'a 1/2, Dar'a Governorate

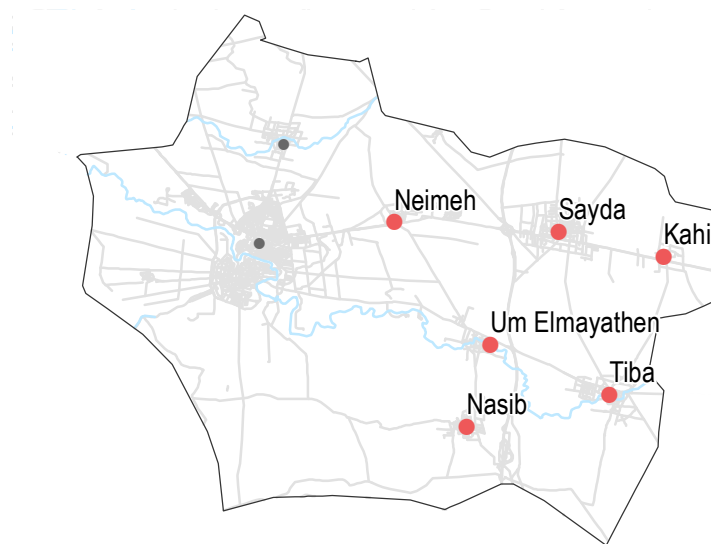
# August 2017

## WASH

- Most common water source**
- Water is safe to drink
  - Water tastes/smells bad
  - People sick after drinking
  - No information
- Sufficiency of available water to meet household needs**
- Sufficient
  - Insufficient
  - No information
- Most common method of garbage disposal**
- Buried / burned

- Kahil**
- Water trucking
  - Private paid collection
- Nasib**
- Water trucking
  - Public free collection
- Neimeh**
- Water trucking
  - Buried / burned

6/8 communities assessed (3 communities are shown on the next factsheet): Kahil, Nasib, Neimeh



## Food Security

### Kahil

- Bread: no info
- Rice: 750 SYP
- Lentils: 250 SYP
- Sugar: 350 SYP
- Cooking oil: 750 SYP
- Private bakeries
- No difficulties reported
- 1 to 10

### Nasib

- Bread: no info
- Rice: 700 SYP
- Lentils: 400 SYP
- Sugar: 450 SYP
- Cooking oil: 950 SYP
- Public bakeries
- No difficulties reported
- 0

### Neimeh

- Bread: no info
- Rice: 800 SYP
- Lentils: 250 SYP
- Sugar: 380 SYP
- Cooking oil: 800 SYP
- Private bakeries
- No difficulties reported
- 1 to 10

### Main challenges to obtaining food

- No challenges
- Some foods unavailable
- Local production decreased
- Lack of access to markets
- Some foods expensive
- Lack of resources to buy food
- Lack of access to fuel
- Cooking fuel unavailable
- No information

Bread (public): 1 pack  
Rice: 1kg  
Lentils: 1 kg  
Sugar: 1kg  
Cooking oil: 1 litre

### Access to bread

- Most common source of bread
- Most common barriers to accessing bread
- Number of days, per month, where bread from private bakeries was unavailable

## Education

- Status of primary schools in village**
- Functioning
  - Not functioning
  - Not available
  - No information
- Barriers to accessing education services**

**Neimeh**  
Most children accessed education

**Kahil**  
Most children accessed education

**Nasib**  
Most children accessed education

## Health

**Most common health problems**

**Most common barriers to accessing healthcare**

### Kahil

Diarrhoea  
Skin diseases  
Malnutrition

No difficulties reported

### Nasib

Diarrhoea  
Acute respiratory infections  
Fever

No difficulties reported

### Neimeh

Disabilities  
Diarrhoea

No difficulties reported

# Dar'a 2/2, Dar'a Governorate

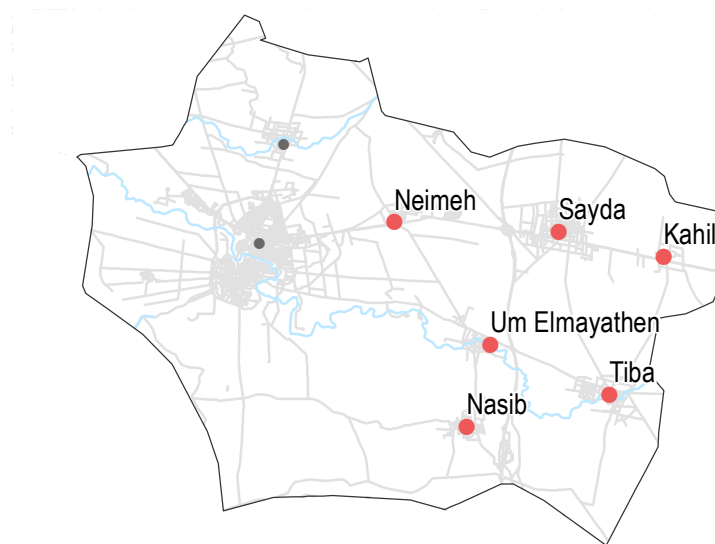
# August 2017

## Displacement

- % of pre-conflict population remaining
- % of population that are female
- % of female-headed households
- IDPs living in village
- New IDP arrivals
- Returnees

Sayda		
26-50%	26-50%	1-25%
Yes	No	No
Tiba		
51-75%	51-75%	1-25%
Yes	No	No
Um Elmayathen		
76-100%	51-75%	1-25%
Yes	No	No

• 6/8 communities assessed (3 communities are shown on the previous factsheet): Sayda, Tiba, Um Elmayathen



## Shelter

- Independent apartment or house
- Shared apartment or house
- Unfinished apartment or house
- Tent
- Private space not for shelter
- Cave/natural shelter
- Collective public space not for shelter
- No IDPs
- No information
- Min - Max: rent paid per room (where known)

Sayda	
NDPs	IDPs
No info	
Tiba	
NDPs	IDPs
45000 - 55000 SYP	
Um Elmayathen	
NDPs	IDPs
10000 - 15000 SYP	

## Livelihoods

	Most common source of income	Most common strategies used to cope with lack of income / resources
<b>Sayda</b>	Daily employment Business/trade Support from family/friends	Children sent to work/beg Taking loans/buying on credit Borrowing from family/friends
<b>Tiba</b>	Stable employment Business/trade Remittances	Borrowing from family/friends
<b>Um Elmayathen</b>	Business / trade	Children sent to work/beg Borrowing from family/friends

## NFIs

### Sayda

<b>B</b> 8650 SYP	2750 SYP
<b>C</b> 350 SYP	10500 SYP
<b>D</b> 275 SYP	1650 SYP
<b>F</b> 56000 SYP	70000 SYP

### Tiba

<b>B</b> 8000 SYP	3300 SYP
<b>C</b> 500 SYP	12000 SYP
<b>D</b> 500 SYP	2500 SYP
<b>F</b> NA	NA

### Um Elmayathen

<b>B</b> 8500 SYP	3500 SYP
<b>C</b> 500 SYP	13000 SYP
<b>D</b> 500 SYP	3000 SYP
<b>F</b> NA	NA

### Sayda

No lack of fuel

### Tiba

No lack of fuel

### Um Elmayathen

No lack of fuel

Most common electricity source

- Main network
- Generator
- No source
- Solar alternative
- No information

Fuel Prices (SYP)\*

- B** Butane (cannister)
- C** Coal (1kg)
- D** Diesel (1 litre)
- F** Firewood (tonne)

NFI Prices (SYP)\*

- Cement (50kg)
- Floor mat (3\*4m)
- Plastic tarpaulin (1m<sup>2</sup>)
- Tent (5 persons)

NA: not available for purchase

Most common strategies used to cope with a lack of fuel

# Dar'a 2/2, Dar'a Governorate

# August 2017

## WASH

- Most common water source**
- Status of water source**
- Water is safe to drink
  - Water tastes/smells bad
  - People sick after drinking
  - No information
- Sufficiency of available water to meet household needs**
- Sufficient
  - Insufficient
  - No information
- Most common method of garbage disposal**

### Sayda

- Water trucking
- Private paid collection

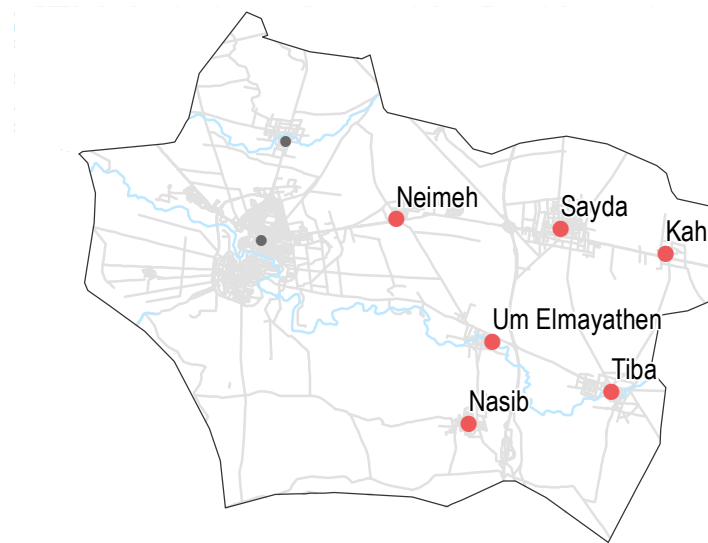
### Tiba

- Water trucking
- Public free collection

### Um Elmayathen

- Water trucking
- Public free collection

• 6/8 communities assessed (3 communities are shown on the previous factsheet): Sayda, Tiba, Um Elmayathen



## Food Security

### Sayda

- Private bakeries
  - No difficulties reported
  - 0
- Bread: no info  
Rice: 600 SYP  
Lentils: 330 SYP  
Sugar: 350 SYP  
Cooking oil: 675 SYP

### Tiba

- Public bakeries
  - No difficulties reported
  - 0
- Bread: no info  
Rice: 700 SYP  
Lentils: 500 SYP  
Sugar: 400 SYP  
Cooking oil: 950 SYP

### Um Elmayathen

- Shops
  - Yeast not always available
  - Flour not always available
  - Private bakeries unavailable
- Bread: no info  
Rice: 750 SYP  
Lentils: 400 SYP  
Sugar: 450 SYP  
Cooking oil: 950 SYP

### Main challenges to obtaining food

- No challenges
- Some foods unavailable
- Local production decreased
- Lack of access to markets
- Some foods expensive
- Lack of resources to buy food
- Lack of access to fuel
- Cooking fuel unavailable
- No information

Bread (public): 1 pack  
Rice: 1kg  
Lentils: 1kg  
Sugar: 1kg  
Cooking oil: 1 litre

### Access to bread

- Most common source of bread
- Most common barriers to accessing bread
- Number of days, per month, where bread from private bakeries was unavailable

## Education

- Status of primary schools in village**
- Functioning
  - Not functioning
  - Not available
  - No information
- Barriers to accessing education services**

### Um Elmayathen

Most children accessed education

### Sayda

Most children accessed education

### Tiba

Most children accessed education

## Health

### Most common health problems

- Disabilities
- Chronic diseases
- Symptoms of psychological trauma

### Most common barriers to accessing healthcare

No difficulties reported

### Sayda

- Acute respiratory infections
- Fever
- No difficulties reported

### Tiba

### Um Elmayathen

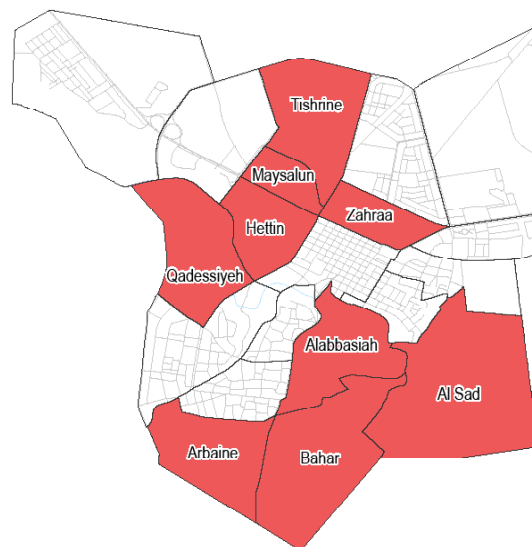
- Diarrhoea
- Chronic diseases
- Fever
- No facilities in the area

### Displacement

- % of pre-conflict population remaining
- % of population that are female
- % of female-headed households
- IDPs living in village
- New IDP arrivals
- Returnees

Sub-district	% of pre-conflict population remaining	% of population that are female	% of female-headed households	IDPs living in village	New IDP arrivals	Returnees
<b>Al Sad</b>	26-50%	26-50%	1-25%	Yes	Yes	Yes
<b>Alabbasiah</b>	26-50%	26-50%	None	Yes	Yes	Yes
<b>Arbaine</b>	1-25%	1-25%	None	Yes	No info	Yes
<b>Bahar</b>	1-25%	1-25%	None	Yes	Yes	Yes
<b>Hettin</b>	26-50%	26-50%	1-25%	Yes	Yes	Yes

• 9/20 neighbourhoods assessed (4 neighbourhoods are shown on the next factsheet): Al Sad, Alabbasiah, Arbaine, Bahar, Hettin



### Shelter

- Independent apartment or house
- Shared apartment or house
- Unfinished apartment or house
- Tent
- Private space not for shelter
- Cave/natural shelter
- Collective public space not for shelter
- No IDPs
- No information
- Min - Max: rent paid per room (where known)

Sub-district	NDPs	IDPs
<b>Al Sad</b>		
<b>Bahar</b>	No info	
<b>Alabbasiah</b>		
<b>Hettin</b>		
<b>Arbaine</b>		

### Livelihoods

Most common source of income

Most common strategies used to cope with lack of income / resources

Sub-district	Most common source of income	Most common strategies used to cope with lack of income / resources
<b>Al Sad</b>	Business / trade	Borrowing from family/friends Skipping meals
<b>Alabbasiah</b>	High risk/illegal work Support from family/friends Remittances	Borrowing from family/friends High risk/illegal work Skipping meals
<b>Arbaine</b>	Support from family/friends Remittances Sale of humanitarian aid	Borrowing from family/friends Skipping meals
<b>Bahar</b>	Support from family/friends Remittances	Borrowing from family/friends Reducing meal size
<b>Hettin</b>	Stable employment Remittances Sale of humanitarian aid	Borrowing from family/friends Reducing meal size

### NFIs

**Al Sad**

<b>B</b> 8800 SYP	NA
<b>C</b> 600 SYP	NA
<b>D</b> 450 SYP	NA
<b>F</b> NA	NA

**Alabbasiah**

<b>B</b> 8600 SYP	NA
<b>C</b> 600 SYP	NA
<b>D</b> 500 SYP	NA
<b>F</b> NA	NA

**Arbaine**

<b>B</b> NA	NA
<b>C</b> NA	NA
<b>D</b> 500 SYP	NA
<b>F</b> NA	NA

**Al Sad**

No lack of fuel

**Alabbasiah**

No lack of fuel

**Arbaine**

No info

**Bahar**

<b>B</b> 8800 SYP	NA
<b>C</b> NA	NA
<b>D</b> 450 SYP	NA
<b>F</b> NA	NA

**Hettin**

<b>B</b> 3000 SYP	NA
<b>C</b> 550 SYP	NA
<b>D</b> NA	NA
<b>F</b> NA	NA

Most common electricity source

- Main network
- Generator
- No source
- Solar alternative
- No information

Fuel Prices (SYP)\*

- B** Butane (cannister)
- C** Coal (1kg)
- D** Diesel (1 litre)
- F** Firewood (tonne)

NFI Prices (SYP)\*

- Cement (50kg)
- Floor mat (3\*4m)
- Plastic tarpaulin (1m<sup>2</sup>)
- Tent (5 persons)

NA: not available for purchase

Most common strategies used to cope with a lack of fuel

**Bahar**

No lack of fuel

**Hettin**

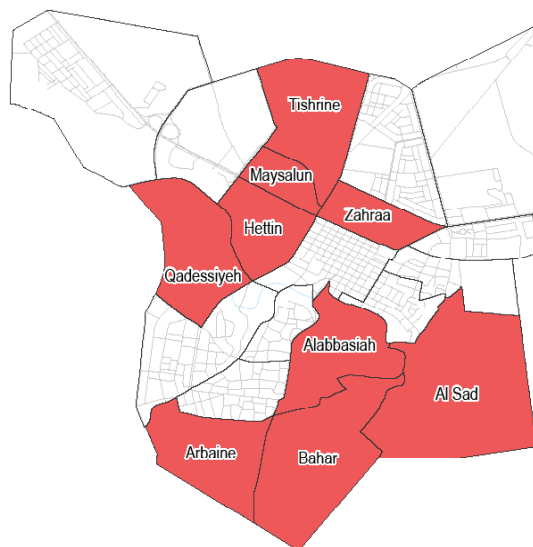
No lack of fuel

### WASH

- Most common water source**
- Status of water source**
- Water is safe to drink
  - Water tastes/smells bad
  - People sick after drinking
  - No information
- Sufficiency of available water to meet household needs**
- Sufficient
  - Insufficient
  - No information
- Most common method of garbage disposal**

- Al Sad**
- Water trucking
  - Buried / burned
- Alabbasiah**
- Water trucking
  - Buried / burned
- Arbaine**
- Water trucking
  - Buried / burned
- Bahar**
- Water trucking
  - Buried / burned
- Hettin**
- Network
  - Public free collection

9/20 neighbourhoods assessed (4 neighbourhoods are shown on the next factsheet): Al Sad, Alabbasiah, Arbaine, Bahar, Hettin



### Education

- Status of primary schools in village**
- Functioning
  - Not functioning
  - Not available
  - No information
- Barriers to accessing education services**

- Arbaine**
- Most children accessed education
- Bahar**
- Some facilities destroyed
- Hettin**
- Most children accessed education

- Al Sad**
- Most children accessed education
- Alabbasiah**
- Most children accessed education

### Health

- Most common health problems
- Most common barriers to accessing healthcare

Neighbourhood	Most common health problems	Most common barriers to accessing healthcare
Al Sad	Disabilities Diarrhoea Skin diseases	No difficulties reported
Alabbasiah	Disabilities Diarrhoea	No facilities in the area
Arbaine	Disabilities Diarrhoea Skin diseases	No facilities in the area
Bahar	Disabilities Diarrhoea	No facilities in the area
Hettin	Diarrhoea Acute respiratory infections	No difficulties reported

### Food Security

- Al Sad**
- Bread: no info
  - Rice: 800 SYP
  - Lentils: 250 SYP
  - Sugar: 400 SYP
  - Cooking oil: 750 SYP
- Shops
  - Wheat not always available
  - Yeast not always available
  - Insufficient electricity/fuel
  - Private bakeries unavailable
- Alabbasiah**
- Bread: no info
  - Rice: 800 SYP
  - Lentils: 350 SYP
  - Sugar: 400 SYP
  - Cooking oil: 800 SYP
- Shops
  - Wheat not always available
  - Yeast not always available
  - Flour not always available
  - Private bakeries unavailable
- Arbaine**
- Bread: no info
  - Rice: no info
  - Lentils: no info
  - Sugar: no info
  - Cooking oil: no info
- Shops in other communities
  - Wheat not always available
  - Yeast not always available
  - Flour not always available
  - Private bakeries unavailable
- Bahar**
- Bread: no info
  - Rice: 800 SYP
  - Lentils: 350 SYP
  - Sugar: 400 SYP
  - Cooking oil: 800 SYP
- Shops
  - Wheat not always available
  - Yeast not always available
  - Flour not always available
  - Private bakeries unavailable
- Hettin**
- Bread: 50 SYP
  - Rice: 700 SYP
  - Lentils: 300 SYP
  - Sugar: 365 SYP
  - Cooking oil: 800 SYP
- Public bakeries
  - No difficulties reported
  - Private bakeries unavailable

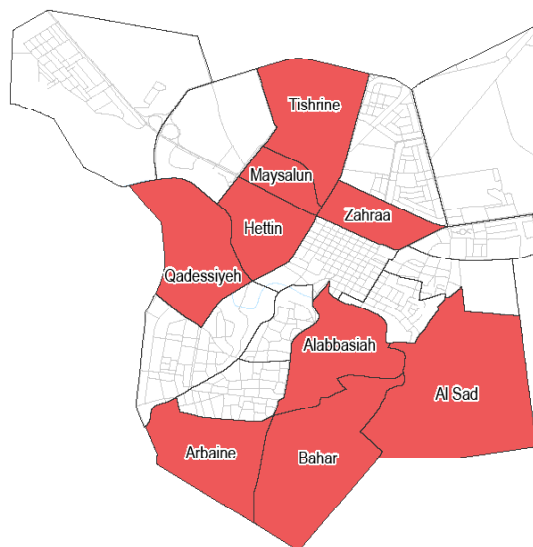
- Main challenges to obtaining food**
- No challenges
  - Some foods unavailable
  - Local production decreased
  - Lack of access to markets
  - Some foods expensive
  - Lack of resources to buy food
  - Lack of access to fuel
  - Cooking fuel unavailable
  - No information
- Bread (public): 1 pack**
- Rice: 1kg**
- Lentils: 1kg**
- Sugar: 1kg**
- Cooking oil: 1 litre**
- Access to bread**
- Most common source of bread
  - Most common barriers to accessing bread
  - Number of days, per month, where bread from private bakeries was unavailable

### Displacement

- % of pre-conflict population remaining
- % of population that are female
- % of female-headed households
- IDPs living in village
- New IDP arrivals
- Returnees

Sub-district	% of pre-conflict population remaining	% of population that are female	% of female-headed households	IDPs living in village	New IDP arrivals	Returnees
<b>Maysalun</b>	26-50%	51-75%	1-25%	Yes	No	Yes
<b>Qadessiyeh</b>	1-25%	1-25%	None	Yes	Yes	Yes
<b>Tishrine</b>	26-50%	51-75%	1-25%	Yes	No	No
<b>Zahraa</b>	1-25%	51-75%	1-25%	Yes	No	No

• 9/20 neighbourhoods assessed (5 neighbourhoods are shown on the previous factsheet): Maysalun, Qadessiyeh, Tishrine, Zahraa,



### Shelter

- Independent apartment or house
- Shared apartment or house
- Unfinished apartment or house
- Tent
- Private space not for shelter
- Cave/natural shelter
- Collective public space not for shelter
- No IDPs
- No information
- Min - Max: rent paid per room (where known)

Sub-district	Most common shelter	NDPs	IDPs	Min - Max: rent paid per room (where known)
<b>Maysalun</b>	Independent apartment or house	5000 - 7500 SYP		
<b>Zahraa</b>	Shared apartment or house	4500 - 5000 SYP		
<b>Qadessiyeh</b>	Unfinished apartment or house	No info		
<b>Tishrine</b>	Tent	3000 - 4000 SYP		

### Livelihoods

- Most common source of income
- Most common strategies used to cope with lack of income / resources

Sub-district	Most common source of income	Most common strategies used to cope with lack of income / resources
<b>Maysalun</b>	Stable employment Remittances Sale of humanitarian aid	Borrowing from family/friends Reducing meal size
<b>Qadessiyeh</b>	Support from family/friends Remittances	Borrowing from family/friends Reducing meal size
<b>Tishrine</b>	Stable employment Daily employment Remittances	Borrowing from family/friends Reducing meal size
<b>Zahraa</b>	Stable employment Daily employment Remittances	Borrowing from family/friends

### NFIs

Sub-district	Lightbulb (Main network)	Generator	No source	Solar alternative	No information
<b>Maysalun</b>	B 2800 SYP	C 550 SYP	D 210 SYP	F NA	
<b>Zahraa</b>	B 3000 SYP	C 550 SYP	D 210 SYP	F NA	

### Qadessiyeh

<b>B</b> NA		NA
<b>C</b> NA		NA
<b>D</b> 475 SYP		NA
<b>F</b> NA		NA

### Tishrine

<b>B</b> 3000 SYP		NA
<b>C</b> 550 SYP		NA
<b>D</b> NA		NA
<b>F</b> NA		NA

### Maysalun

No lack of fuel

### Qadessiyeh

No lack of fuel

### Tishrine

No lack of fuel

### Zahraa

No lack of fuel

- Most common electricity source
- Main network
  - Generator
  - No source
  - Solar alternative
  - No information
- Fuel Prices (SYP)\*
- B** Butane (cannister)
  - C** Coal (1kg)
  - D** Diesel (1 litre)
  - F** Firewood (tonne)
- NFI Prices (SYP)\*
- Cement (50kg)
  - Floor mat (3\*4m)
  - Plastic tarpaulin (1m<sup>2</sup>)
  - Tent (5 persons)
- NA: not available for purchase

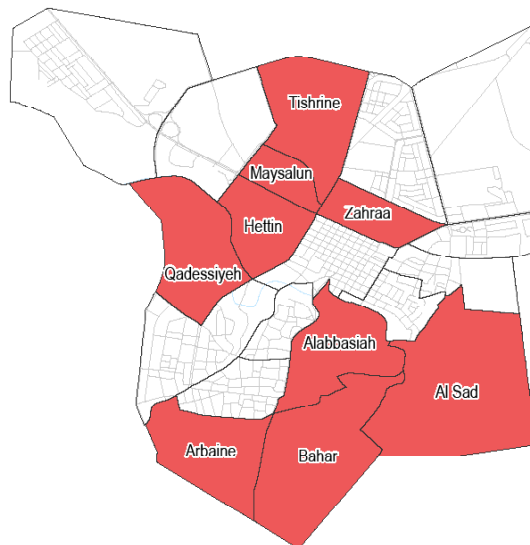
- Most common strategies used to cope with a lack of fuel
-

### WASH

- Most common water source**
- Water is safe to drink
  - Water tastes/smells bad
  - People sick after drinking
  - No information
- Sufficiency of available water to meet household needs**
- Sufficient
  - Insufficient
  - No information
- Most common method of garbage disposal**
- Public free collection

- Maysalun**
- Network
  - Public free collection
- Qadessiyeh**
- Water trucking
  - Buried / burned
- Tishrine**
- Network
  - Public free collection
- Zahraa**
- Network
  - Public free collection

9/20 neighbourhoods assessed (5neighbourhoods are shown on the previous factsheet): Maysalun, Qadessiyeh, Tishrine, Zahraa



### Food Security

#### Maysalun

- Bread: 50 SYP
  - Rice: 775 SYP
  - Lentils: 300 SYP
  - Sugar: 375 SYP
  - Cooking oil: 800 SYP
- Public bakeries
  - No difficulties reported
  - Private bakeries unavailable

#### Qadessiyeh

- Bread: no info
  - Rice: 800 SYP
  - Lentils: 300 SYP
  - Sugar: 400 SYP
  - Cooking oil: 800 SYP
- Shops
  - Yeast not always available
  - Flour not always available
  - Wheat not always available
  - Private bakeries unavailable

#### Tishrine

- Bread: 50 SYP
  - Rice: 750 SYP
  - Lentils: 300 SYP
  - Sugar: 360 SYP
  - Cooking oil: 800 SYP
- Public bakeries
  - No difficulties reported
  - Private bakeries unavailable

#### Zahraa

- Bread: 50 SYP
  - Rice: 750 SYP
  - Lentils: 350 SYP
  - Sugar: 375 SYP
  - Cooking oil: 800 SYP
- Public bakeries
  - No difficulties reported
  - Private bakeries unavailable

- Main challenges to obtaining food**
- No challenges
  - Some foods unavailable
  - Local production decreased
  - Lack of access to markets
  - Some foods expensive
  - Lack of resources to buy food
  - Lack of access to fuel
  - Cooking fuel unavailable
  - No information
- Bread (public): 1 pack**  
**Rice: 1kg**  
**Lentils: 1 kg**  
**Sugar: 1kg**  
**Cooking oil: 1 litre**
- Access to bread**
- Most common source of bread
  - Most common barriers to accessing bread
  - Number of days, per month, where bread from private bakeries was unavailable

### Education

- Status of primary schools in village**
- Functioning
  - Not functioning
  - Not available
  - No information
- Barriers to accessing education services**
- Most children accessed education
- Maysalun**
- Most children accessed education
- Qadessiyeh**
- Some facilities destroyed

- Tishrine**
- Most children accessed education
- Zahraa**
- Most children accessed education

### Health

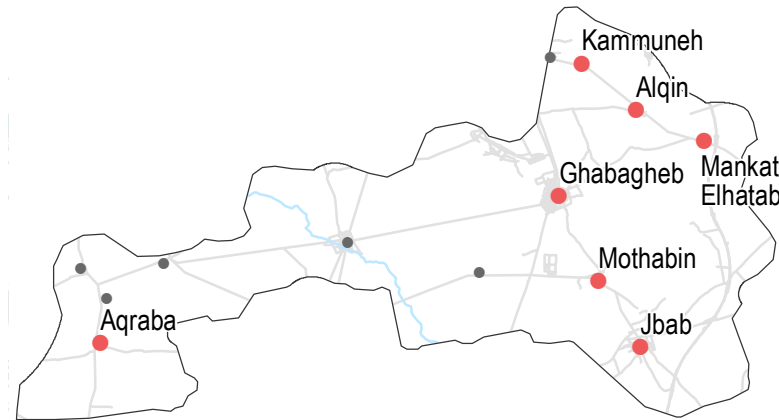
	Most common health problems	Most common barriers to accessing healthcare
<b>Maysalun</b>	Diarrhoea Skin diseases Malnutrition	No difficulties reported
<b>Qadessiyeh</b>	Disabilities Diarrhoea Acute respiratory infections	No facilities in the area
<b>Tishrine</b>	Diarrhoea Skin diseases Malnutrition	No difficulties reported
<b>Zahraa</b>	Diarrhoea	No difficulties reported

### Displacement

- % of pre-conflict population remaining
- % of population that are female
- % of female-headed households
- IDPs living in village
- New IDP arrivals
- Returnees

Community	% of pre-conflict population remaining	% of population that are female	% of female-headed households	IDPs living in village	New IDP arrivals	Returnees
<b>Alqin</b>	1-25%	1-25%	1-25%	Yes	No info	No
<b>Aqraba</b>	26-50%	26-50%	1-25%	Yes	Yes	No
<b>Ghabagheb</b>	51-75%	26-50%	1-25%	Yes	No info	No
<b>Jbab</b>	51-75%	26-50%	1-25%	Yes	No	Yes
<b>Kammuneh</b>	51-75%	51-75%	1-25%	Yes	No	No

• 7/13 communities assessed (2 communities are shown on the next factsheet): Alqin, Aqraba, Ghabagheb, Jbab, Kammuneh



### Shelter

- Independent apartment or house
- Shared apartment or house
- Unfinished apartment or house
- Tent
- Private space not for shelter
- Cave/natural shelter
- Collective public space not for shelter
- No IDPs
- No information
- Min - Max: rent paid per room (where known)

Community	Most common shelter	NDPs	IDPs
<b>Alqin</b>	Independent apartment or house	No info	No info
<b>Aqraba</b>	Independent apartment or house	Yes	Yes
<b>Ghabagheb</b>	Independent apartment or house	Yes	No info
<b>Jbab</b>	Independent apartment or house	13000 - 17000 SYP	Yes
<b>Kammuneh</b>	Independent apartment or house	3500 - 4500 SYP	Yes

### Livelihoods

Most common source of income

Most common strategies used to cope with lack of income / resources

Community	Most common source of income	Most common strategies used to cope with lack of income / resources
<b>Alqin</b>	Daily employment Business/trade Support from family/friends	Borrowing from family/friends Skipping meals Reducing meal size
<b>Aqraba</b>	Daily employment Business/trade	Children sent to work/beg Borrowing from family/friends Skipping meals
<b>Ghabagheb</b>	Daily employment Farm owning Remittances	Borrowing from family/friends Skipping meals Reducing meal size
<b>Jbab</b>	Stable employment Daily employment Business/trade	Children sent to work/beg Taking loans/buying on credit Borrowing from family/friends
<b>Kammuneh</b>	Stable employment Farm owning Business/trade	Taking loans/buying on credit Borrowing from family/friends

### NFIs

Community	Electricity source	Fuel Prices (SYP)*	NFI Prices (SYP)*
<b>Alqin</b>	B 8800 SYP C 350 SYP D 575 SYP F 60000 SYP	NA 4000 SYP 3500 SYP NA	NA NA NA NA
<b>Aqraba</b>	B 8500 SYP C 500 SYP D 425 SYP F 60000 SYP	NA 3800 SYP 425 SYP NA	NA NA NA NA
<b>Ghabagheb</b>	B 8500 SYP C 350 SYP D 550 SYP F 60000 SYP	NA 4000 SYP 3500 SYP NA	NA NA NA NA
<b>Jbab</b>	B 3000 SYP C 325 SYP D 185 SYP F 50000 SYP	2050 SYP 9500 SYP 1650 SYP 19500 SYP	NA NA NA NA
<b>Kammuneh</b>	B 3500 SYP C 500 SYP D 185 SYP F 65000 SYP	2250 SYP 3200 SYP 425 SYP NA	NA NA NA NA

- Most common electricity source
- Main network
  - Generator
  - No source
  - Solar alternative
  - No information
- Fuel Prices (SYP)\*
- B** Butane (cannister)
  - C** Coal (1kg)
  - D** Diesel (1 litre)
  - F** Firewood (tonne)
- NFI Prices (SYP)\*
- Cement (50kg)
  - Floor mat (3\*4m)
  - Plastic tarpaulin (1m<sup>2</sup>)
  - Tent (5 persons)
- NA: not available for purchase

- Most common strategies used to cope with a lack of fuel
- Cutting trees
  - Burning furniture not in use
  - Burning plastics

**Alqin**  
 Cutting trees  
 Burning furniture not in use  
 Burning plastics

**Aqraba**  
 Burning productive assets  
 Burning waste

**Ghabagheb**  
 Cutting trees  
 Burning furniture not in use  
 Burning plastics

**Jbab**  
 No lack of fuel

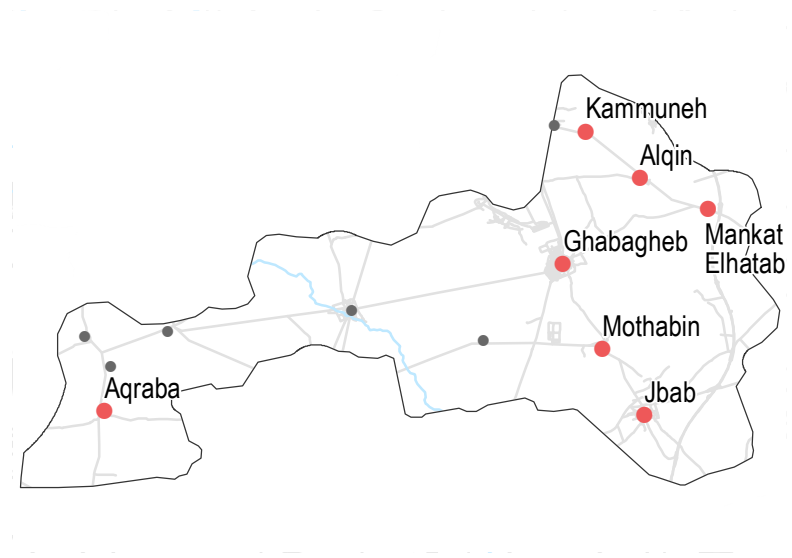
**Kammuneh**  
 No lack of fuel

### WASH

- Most common water source**
- Status of water source**
- Water is safe to drink
  - Water tastes/smells bad
  - People sick after drinking
  - No information
- Sufficiency of available water to meet household needs**
- Sufficient
  - Insufficient
  - No information
- Most common method of garbage disposal**

- Alqin**
- Closed well
  - Public free collection
- Aqraba**
- Closed well
  - Buried / burned
- Ghabagheb**
- Closed well
  - Public free collection
- Jbab**
- Network
  - Private paid collection
- Kammuneh**
- Closed well
  - Public free collection

• 7/13 communities assessed (2 communities are shown on the next factsheet): Alqin, Aqraba, Ghabagheb, Jbab, Kammuneh



### Education

- Status of primary schools in village**
- Functioning
  - Not functioning
  - Not available
  - No information
- Barriers to accessing education services**
- Alqin**
- Most children accessed education

- Ghabagheb**
- Most children accessed education
- Jbab**
- Most children accessed education
- Kammuneh**
- Most children accessed education

- Aqraba**
- Services not accessible

### Health

	Most common health problems	Most common barriers to accessing healthcare
<b>Alqin</b>	Communicable diseases Chronic diseases Acute respiratory infections	No facilities in the area Security concerns around travel Security concerns around entering facilities
<b>Aqraba</b>	Pregnancy related diseases Injuries Severe diseases affecting those aged less than 5	No facilities in the area
<b>Ghabagheb</b>	Communicable diseases Chronic diseases Acute respiratory infections	No facilities in the area Security concerns around travel Family not permitting travel
<b>Jbab</b>	Disabilities Chronic diseases Symptoms of psychological trauma	Disability/Injuries/Illness
<b>Kammuneh</b>	Chronic diseases Severe diseases affecting those aged less than 5	No difficulties reported

### Food Security

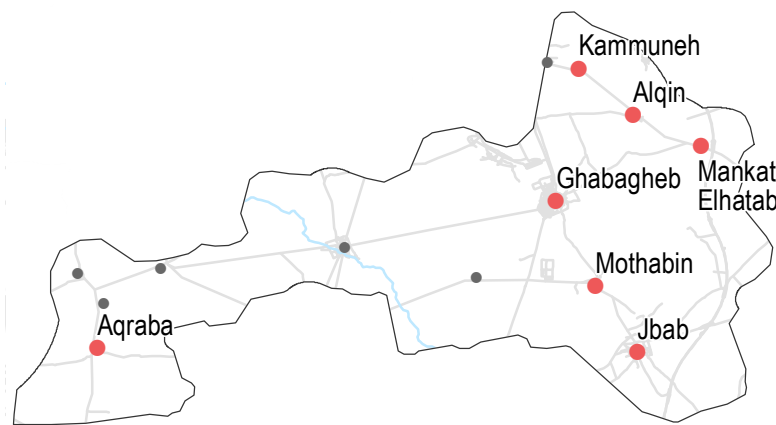
- Alqin**
- Bread: no info
  - Rice: 400 SYP
  - Lentils: 400 SYP
  - Sugar: 400 SYP
  - Cooking oil: 750 SYP
  - Private bakeries
  - No difficulties reported
- Aqraba**
- Bread: no info
  - Rice: 650 SYP
  - Lentils: 450 SYP
  - Sugar: 400 SYP
  - Cooking oil: 750 SYP
  - Private bakeries
  - No difficulties reported
- Ghabagheb**
- Bread: no info
  - Rice: 450 SYP
  - Lentils: 400 SYP
  - Sugar: 400 SYP
  - Cooking oil: 700 SYP
  - Private bakeries
  - High price of wheat
  - Flour not always available
  - Insufficient electricity/fuel
- Jbab**
- Bread: 50 SYP
  - Rice: 500 SYP
  - Lentils: 235 SYP
  - Sugar: 260 SYP
  - Cooking oil: 600 SYP
  - Public bakeries
  - No difficulties reported
  - Private bakeries unavailable
- Kammuneh**
- Bread: 75 SYP
  - Rice: 650 SYP
  - Lentils: 425 SYP
  - Sugar: 350 SYP
  - Cooking oil: 750 SYP
  - Shops
  - No difficulties reported
  - Private bakeries unavailable
- Main challenges to obtaining food**
- No challenges
  - Some foods unavailable
  - Local production decreased
  - Lack of access to markets
  - Some foods expensive
  - Lack of resources to buy food
  - Lack of access to fuel
  - Cooking fuel unavailable
  - No information
- Access to bread**
- Most common source of bread
  - Most common barriers to accessing bread
  - Number of days, per month, where bread from private bakeries was unavailable

### Displacement

- % of pre-conflict population remaining
- % of population that are female
- % of female-headed households
- IDPs living in village
- New IDP arrivals
- Returnees

<b>Mankat Elhatab</b>		
51-75%	26-50%	1-25%
Yes	No info	No
<b>Mothabin</b>		
76-100%	26-50%	1-25%
Yes	No info	No

• 7/13 communities assessed (5 communities are shown on the previous factsheet): Mankat Elhatab, Mothabin



### NFIs

<b>Mankat Elhatab</b>	
<b>B</b> 3500 SYP	2250 SYP
<b>C</b> 500 SYP	3200 SYP
<b>D</b> 185 SYP	425 SYP
<b>F</b> 65000 SYP	NA
<b>Mothabin</b>	
<b>B</b> 2900 SYP	2100 SYP
<b>C</b> 350 SYP	9000 SYP
<b>D</b> 190 SYP	1600 SYP
<b>F</b> 50000 SYP	20000 SYP

- Most common electricity source
- Main network
  - Generator
  - No source
  - Solar alternative
  - No information

- Fuel Prices (SYP)\*
- B** Butane (cannister)
  - C** Coal (1kg)
  - D** Diesel (1 litre)
  - F** Firewood (tonne)
- NFI Prices (SYP)\*
- Cement (50kg)
  - Floor mat (3\*4m)
  - Plastic tarpaulin (1m<sup>2</sup>)
  - Tent (5 persons)
- NA: not available for purchase

### Shelter

- Most common shelter
- Independent apartment or house
  - Shared apartment or house
  - Unfinished apartment or house
  - Tent
  - Private space not for shelter
  - Cave/natural shelter
  - Collective public space not for shelter
  - No IDPs
  - No information
- Min - Max: rent paid per room (where known)

<b>Mankat Elhatab</b>	
NDPs	IDPs
3000 - 4000 SYP	
<b>Mothabin</b>	
NDPs	IDPs
10000 - 13000 SYP	

### Livelihoods

- Most common source of income
- Most common strategies used to cope with lack of income / resources

<b>Mankat Elhatab</b>	Stable employment Daily employment Business/trade	Borrowing from family/friends
<b>Mothabin</b>	Stable employment Daily employment Business/trade	Children sent to work/beg Taking loans/buying on credit Borrowing from family/friends

- Mankat Elhatab**  
No lack of fuel
- Mothabin**  
No lack of fuel

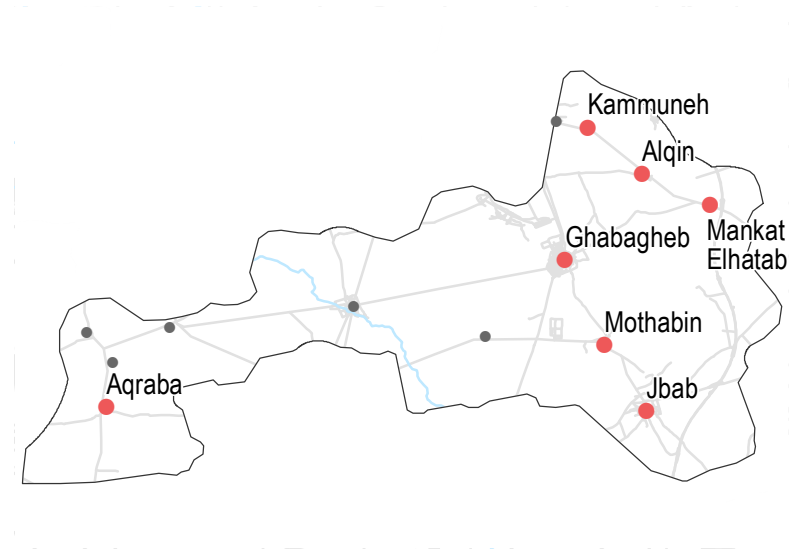
- Most common strategies used to cope with a lack of fuel

### WASH

- Most common water source**
- Water is safe to drink
  - Water tastes/smells bad
  - People sick after drinking
  - No information
- Sufficiency of available water to meet household needs**
- Sufficient
  - Insufficient
  - No information
- Most common method of garbage disposal**

- Mankat Elhatab**
- Closed well
  - Public free collection
- Mothabin**
- Network
  - Private paid collection

• 7/13 communities assessed (5 communities are shown on the previous factsheet): Mankat Elhatab, Mothabin



### Food Security

#### Mankat Elhatab

- Bread: 75 SYP
- Rice: 650 SYP
- Lentils: 425 SYP
- Sugar: 375 SYP
- Cooking oil: 750 SYP
- Shops
- No difficulties reported
- Private bakeries unavailable

#### Mothabin

- Bread: 50 SYP
- Rice: 500 SYP
- Lentils: 230 SYP
- Sugar: 265 SYP
- Cooking oil: 600 SYP
- Public bakeries
- No difficulties reported
- 1 to 10

#### Main challenges to obtaining food

- No challenges
- Some foods unavailable
- Local production decreased
- Lack of access to markets
- Some foods expensive
- Lack of resources to buy food
- Lack of access to fuel
- Cooking fuel unavailable
- No information
- Bread (public): 1 pack
- Rice: 1kg
- Lentils: 1kg
- Sugar: 1kg
- Cooking oil: 1 litre

### Education

- Status of primary schools in village**
- Functioning
  - Not functioning
  - Not available
  - No information
- Barriers to accessing education services**

**Mankat Elhatab**  
 Most children accessed education

**Mothabin**  
 Most children accessed education

### Health

	Most common health problems	Most common barriers to accessing healthcare
<b>Mankat Elhatab</b>	Chronic diseases Pregnancy related diseases Severe diseases affecting those aged less than 5	No difficulties reported
<b>Mothabin</b>	Disabilities Chronic diseases Maternal health issues	Old age Disability/Injuries/Illness

# Hrak, Dar'a Governorate

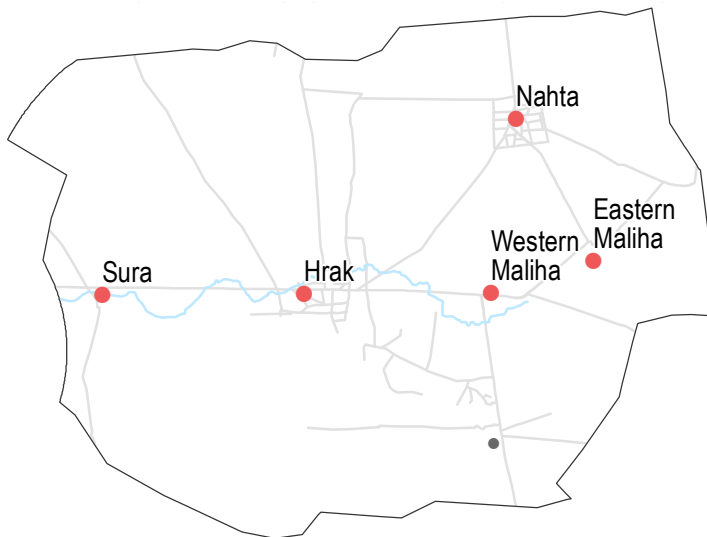
# August 2017

## Displacement

- % of pre-conflict population remaining
- % of population that are female
- % of female-headed households
- IDPs living in village
- New IDP arrivals
- Returnees

Eastern Maliha	Hrak	Nahta	Sura	Western Maliha
51-75%  51-75%  1-25%	51-75%  51-75%  1-25%	76-100%  51-75%  1-25%	51-75%  51-75%  1-25%	76-100%  51-75%  1-25%
Yes  No  Yes	Yes  No  Yes	Yes  No  Yes	Yes  No  Yes	Yes  No  Yes

• 5/6 communities assessed : Eastern Maliha, Hrak, Nahta, Sura, Western Maliha



## NFIs

Eastern Maliha	Sura	Hrak	Western Maliha
<b>B</b> 8000 SYP  NA	<b>B</b> 8500 SYP  NA	<b>B</b> 8500 SYP  NA	<b>B</b> 8800 SYP  NA
<b>C</b> NA  2300 SYP	<b>C</b> NA  2500 SYP	<b>C</b> NA  2400 SYP	<b>C</b> NA  11000 SYP
<b>D</b> 350 SYP  800 SYP	<b>D</b> 500 SYP  NA	<b>D</b> 400 SYP  750 SYP	<b>D</b> 450 SYP  350 SYP
<b>F</b> NA  85000 SYP	<b>F</b> NA  88000 SYP	<b>F</b> NA  85000 SYP	<b>F</b> 85000 SYP  NA
<b>B</b> 8500 SYP  2650 SYP		<b>B</b> 8500 SYP  2650 SYP	
<b>C</b> 600 SYP  13000 SYP		<b>C</b> 600 SYP  13000 SYP	
<b>D</b> 450 SYP  300 SYP		<b>D</b> 450 SYP  300 SYP	
<b>F</b> 65000 SYP  85000 SYP		<b>F</b> 65000 SYP  85000 SYP	

- Most common electricity source
- Main network
  - Generator
  - No source
  - Solar alternative
  - No information
- Fuel Prices (SYP)\*
- B** Butane (cannister)
  - C** Coal (1kg)
  - D** Diesel (1 litre)
  - F** Firewood (tonne)
- NFI Prices (SYP)\*
- Cement (50kg)
  - Floor mat (3\*4m)
  - Plastic tarpaulin (1m<sup>2</sup>)
  - Tent (5 persons)
- NA: not available for purchase

## Shelter

- Most common shelter
- Independent apartment or house
  - Shared apartment or house
  - Unfinished apartment or house
  - Tent
  - Private space not for shelter
  - Cave/natural shelter
  - Collective public space not for shelter
  - No IDPs
  - No information
- Min - Max: rent paid per room (where known)

Eastern Maliha	Sura	Hrak	Western Maliha	Nahta
NDPs  IDPs	NDPs  IDPs	NDPs  IDPs	NDPs  IDPs	NDPs  IDPs
No info	No info	No info	No info	No info
4000 - 5000 SYP				

## Livelihoods

- Most common source of income
- Most common strategies used to cope with lack of income / resources

Eastern Maliha	Hrak	Nahta	Sura	Western Maliha
High risk/illegal work Sale of household assets Farm owning	Farm owning Savings	Daily employment Business/trade Support from family/friends	Sale of household assets Farm owning Business/trade	Daily employment Business/trade Support from family/friends
Borrowing from family/friends High risk/illegal work Selling household assets	High risk/illegal work Selling household assets	Children sent to work/beg Taking loans/buying on credit Borrowing from family/friends	Borrowing from family/friends Selling household assets	Children sent to work/beg Borrowing from family/friends Selling household assets

Eastern Maliha	Hrak	Nahta	Sura	Western Maliha
No lack of fuel	No lack of fuel	Cutting trees Burning furniture not in use Burning plastics	No lack of fuel	Cutting trees Burning productive assets Burning plastics

# Hrak, Dar'a Governorate

# August 2017

## WASH

- Most common water source**
- Status of water source**
- Water is safe to drink
  - Water tastes/smells bad
  - People sick after drinking
  - No information
- Sufficiency of available water to meet household needs**
- Sufficient
  - Insufficient
  - No information
- Most common method of garbage disposal**

### Eastern Maliha

- Closed well
- Public free collection

### Hrak

- Closed well
- Public free collection

### Nahta

- Network
- Public free collection

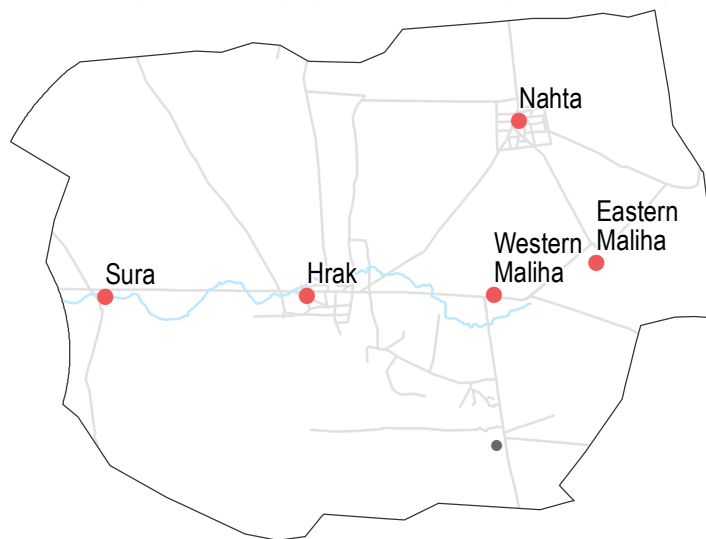
### Sura

- Closed well
- Public free collection

### Western Maliha

- Water trucking
- Public free collection

5/6 communities assessed : Eastern Maliha, Hrak, Nahta, Sura, Western Maliha



## Education

- Status of primary schools in village**
- Functioning
  - Not functioning
  - Not available
  - No information
- Barriers to accessing education services**

### Nahta

Services are too far  
Unsafe route to services

### Sura

Most children accessed education

### Eastern Maliha

Most children accessed education

### Hrak

Most children accessed education

### Western Maliha

Most children accessed education

## Health

Most common health problems

Most common barriers to accessing healthcare

### Eastern Maliha

Diarrhoea  
Acute respiratory infections  
Fever

Old age  
Disability/Injuries/Illness

### Hrak

Diarrhoea  
Fever  
Severe diseases affecting those aged less than 5

No difficulties reported

### Nahta

Diarrhoea  
Maternal health issues  
Severe diseases affecting those aged less than 5

High cost of transportation  
Lack of transportation  
Old age

### Sura

Diarrhoea  
Injuries  
Fever

No difficulties reported

### Western Maliha

Diarrhoea  
Communicable diseases  
Chronic diseases

No facilities in the area  
High cost of transportation  
Lack of transportation

## Food Security

### Eastern Maliha

- Private bakeries
- No difficulties reported
- Bread: no info
- Rice: 750 SYP
- Lentils: 300 SYP
- Sugar: 400 SYP
- Cooking oil: 800 SYP

### Hrak

- Private bakeries
- No difficulties reported
- Bread: no info
- Rice: 800 SYP
- Lentils: 300 SYP
- Sugar: 400 SYP
- Cooking oil: 750 SYP

### Nahta

- Distribution by others
- No difficulties reported
- Private bakeries unavailable
- Bread: no info
- Rice: 600 SYP
- Lentils: 350 SYP
- Sugar: 375 SYP
- Cooking oil: 750 SYP

### Sura

- Private bakeries
- No difficulties reported
- Private bakeries unavailable
- Bread: no info
- Rice: 800 SYP
- Lentils: 300 SYP
- Sugar: 400 SYP
- Cooking oil: 750 SYP

### Western Maliha

- Public bakeries
- No difficulties reported
- Private bakeries unavailable
- Bread: 100 SYP
- Rice: 600 SYP
- Lentils: 450 SYP
- Sugar: 400 SYP
- Cooking oil: 800 SYP

Main challenges to obtaining food

- No challenges
- Some foods unavailable
- Local production decreased
- Lack of access to markets
- Some foods expensive
- Lack of resources to buy food
- Lack of access to fuel
- Cooking fuel unavailable
- No information

Bread (public): 1 pack  
Rice: 1kg  
Lentils: 1kg  
Sugar: 1kg  
Cooking oil: 1 litre

Access to bread

- Most common source of bread
- Most common barriers to accessing bread
- Number of days, per month, where bread from private bakeries was unavailable

# Izra' 1/3, Dar'a Governorate

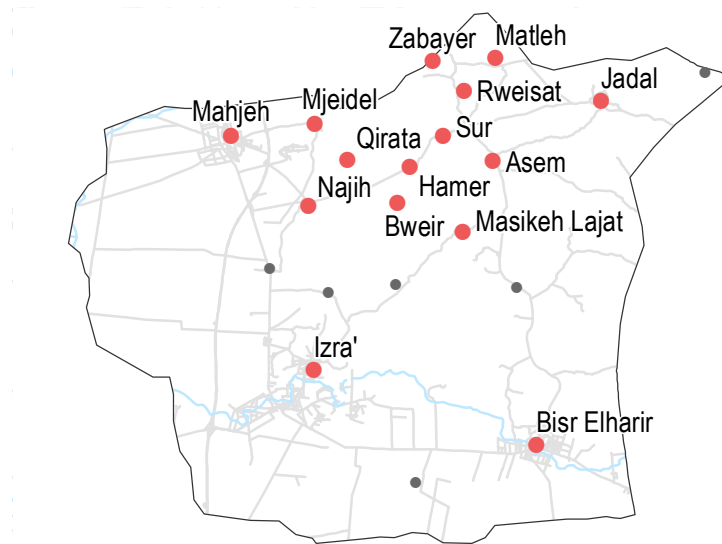
# August 2017

## Displacement

- % of pre-conflict population remaining
- % of population that are female
- % of female-headed households
- IDPs living in village
- New IDP arrivals
- Returnees

Community	% of pre-conflict population remaining	% of population that are female	% of female-headed households	IDPs living in village	New IDP arrivals	Returnees
<b>Asem</b>	76-100%	51-75%	1-25%	Yes	No	Yes
<b>Bisr Elharir</b>	26-50%	26-50%	1-25%	Yes	No	No
<b>Bweir</b>	76-100%	51-75%	1-25%	Yes	No	No
<b>Hamer</b>	51-75%	51-75%	1-25%	Yes	No	No
<b>Izra'</b>	51-75%	51-75%	26-50%	Yes	No	Yes

• 15/19 communities assessed (10 communities are shown on the next two factsheets): Asem, Bisr Elharir, Bweir, Hamer, Izra'



## Shelter

- Independent apartment or house
- Shared apartment or house
- Unfinished apartment or house
- Tent
- Private space not for shelter
- Cave/natural shelter
- Collective public space not for shelter
- No IDPs
- No information
- Min - Max: rent paid per room (where known)

Community	NDPs	IDPs
<b>Asem</b>		
<b>Hamer</b>		
<b>Bisr Elharir</b>		
<b>Izra'</b>		
<b>Bweir</b>		

8000 - 10000 SYP

## Livelihoods

Most common source of income

Most common strategies used to cope with lack of income / resources

Community	Most common source of income	Most common strategies used to cope with lack of income / resources
<b>Asem</b>	Daily employment Support from family/friends	Children sent to work/beg Taking loans/buying on credit Borrowing from family/friends
<b>Bisr Elharir</b>	Daily employment Support from family/friends Remittances	Children sent to work/beg Taking loans/buying on credit Borrowing from family/friends
<b>Bweir</b>	Daily employment Sale of household assets Farm owning	Children sent to work/beg Taking loans/buying on credit Borrowing from family/friends
<b>Hamer</b>	Business / trade	Borrowing from family/friends High risk/illegal work Selling household assets
<b>Izra'</b>	Stable employment Daily employment Business/trade	Adults begging Children sent to work/beg Taking loans/buying on credit

## NFIs

Community	B	C	D	F
<b>Asem</b>	8400 SYP	500 SYP	450 SYP	60000 SYP
<b>Hamer</b>	7500 SYP	400 SYP	NA	NA
<b>Bisr Elharir</b>	8500 SYP	600 SYP	450 SYP	60000 SYP
<b>Izra'</b>	2800 SYP	450 SYP	300 SYP	NA
<b>Bweir</b>	8300 SYP	600 SYP	400 SYP	60000 SYP

- Most common electricity source
- Main network
  - Generator
  - No source
  - Solar alternative
  - No information
- Fuel Prices (SYP)\*
- B** Butane (cannister)
  - C** Coal (1kg)
  - D** Diesel (1 litre)
  - F** Firewood (tonne)
- NFI Prices (SYP)\*
- Cement (50kg)
  - Floor mat (3\*4m)
  - Plastic tarpaulin (1m<sup>2</sup>)
  - Tent (5 persons)
- NA: not available for purchase

Most common strategies used to cope with a lack of fuel

Community	Most common strategies used to cope with a lack of fuel
<b>Asem</b>	Burning productive assets Burning plastics Burning waste
<b>Bisr Elharir</b>	Burning productive assets Burning plastics Burning waste
<b>Hamer</b>	No lack of fuel
<b>Bweir</b>	Burning productive assets Burning plastics Burning waste
<b>Izra'</b>	No lack of fuel

# Izra' 1/3, Dar'a Governorate

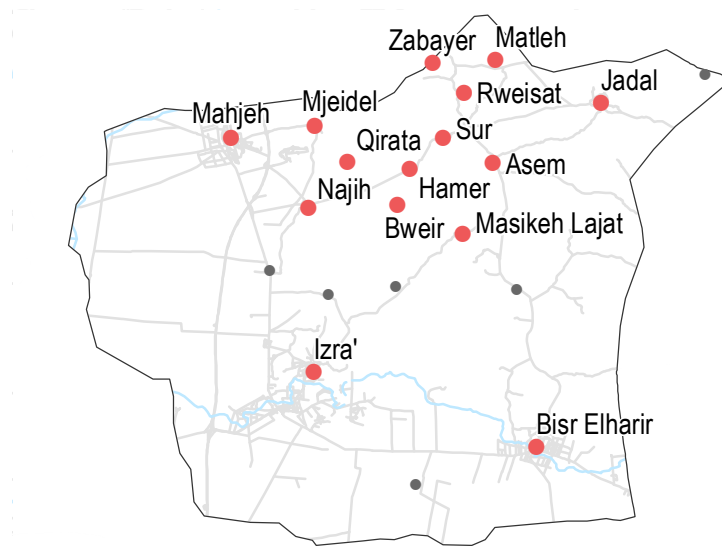
# August 2017

## WASH

- Most common water source**
- Water is safe to drink
  - Water tastes/smells bad
  - People sick after drinking
  - No information
- Sufficiency of available water to meet household needs**
- Sufficient
  - Insufficient
  - No information
- Most common method of garbage disposal**
- Buried / burned

- Asem**
- Water trucking
  - Buried / burned
- Bisir Elharir**
- Water trucking
  - Public free collection
- Bweir**
- Water trucking
  - Buried / burned
- Hamer**
- Water trucking
  - Buried / burned
- Izra'**
- Network
  - Public free collection

• 15/19 communities assessed (10 communities are shown on the next two factsheets): Asem, Bisr Elharir, Bweir, Hamer, Izra'



## Education

- Status of primary schools in village**
- Functioning
  - Not functioning
  - Not available
  - No information
- Barriers to accessing education services**
- Services are too far
  - Unsafe route to services

- Bweir**
- Services are too far
  - Unsafe route to services
- Hamer**
- Most children accessed education
- Izra'**
- Most children accessed education

- Asem**
- Services are too far
  - Unsafe route to services

- Bisir Elharir**
- Some facilities destroyed
  - Lack of teaching staff
  - Lack of school supplies

## Health

- Most common health problems**
- Diarrhoea
  - Chronic diseases
  - Maternal health issues
- Most common barriers to accessing healthcare**
- Lack of transportation
  - Old age
  - Disability/Injuries/Illness

Community	Most common health problems	Most common barriers to accessing healthcare
<b>Asem</b>	Diarrhoea Chronic diseases Maternal health issues	Lack of transportation Old age Disability/Injuries/Illness
<b>Bisir Elharir</b>	Diarrhoea Chronic diseases Severe diseases affecting those aged less than 5	Lack of transportation Old age Disability/Injuries/Illness
<b>Bweir</b>	Diarrhoea Maternal health issues Severe diseases affecting those aged less than 5	High cost of transportation Lack of transportation Old age
<b>Hamer</b>	Diarrhoea Acute respiratory infections Severe diseases affecting those aged less than 5	Family not permitting travel Old age
<b>Izra'</b>	Communicable diseases Chronic diseases Severe diseases affecting those aged less than 5	High cost of transportation Lack of transportation Security concerns around entering facilities

## Food Security

### Asem

- Bread: no info
- Rice: 550 SYP
- Lentils: 500 SYP
- Sugar: 375 SYP
- Cooking oil: 800 SYP
- Distribution by others
- Flour too expensive
- Private bakeries unavailable

### Bisir Elharir

- Bread: no info
- Rice: 550 SYP
- Lentils: 350 SYP
- Sugar: 375 SYP
- Cooking oil: 750 SYP
- Distribution by others
- No difficulties reported
- Private bakeries unavailable

### Bweir

- Bread: no info
- Rice: 550 SYP
- Lentils: no info
- Sugar: 400 SYP
- Cooking oil: 800 SYP
- Distribution by others
- No difficulties reported
- Private bakeries unavailable

### Hamer

- Bread: no info
- Rice: 800 SYP
- Lentils: 350 SYP
- Sugar: 400 SYP
- Cooking oil: 800 SYP
- Distribution by others
- No difficulties reported
- Private bakeries unavailable

### Izra'

- Bread: 50 SYP
- Rice: 500 SYP
- Lentils: 350 SYP
- Sugar: 350 SYP
- Cooking oil: 725 SYP
- Public bakeries
- No difficulties reported

### Main challenges to obtaining food

- No challenges
- Some foods unavailable
- Local production decreased
- Lack of access to markets
- Some foods expensive
- Lack of resources to buy food
- Lack of access to fuel
- Cooking fuel unavailable
- No information

Bread (public): 1 pack  
Rice: 1kg  
Lentils: 1kg  
Sugar: 1kg  
Cooking oil: 1 litre

Access to bread

- Most common source of bread

- Most common barriers to accessing bread
- Number of days, per month, where bread from private bakeries was unavailable

# Izra' 2/3, Dar'a Governorate

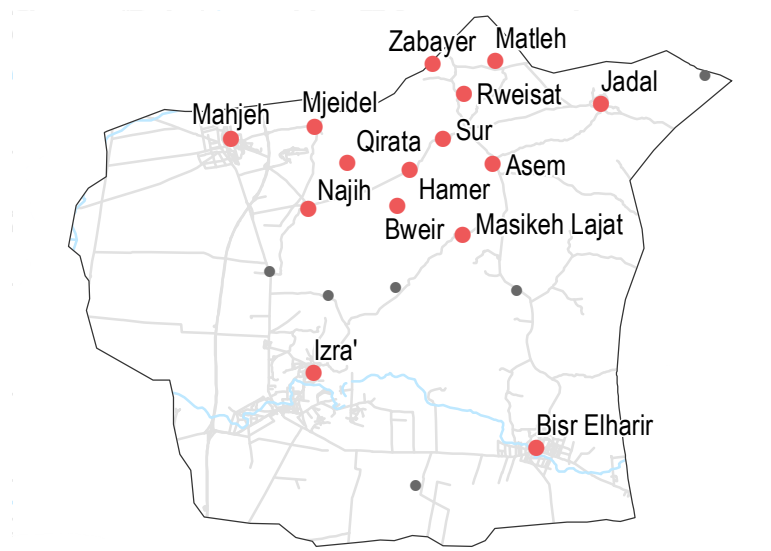
# August 2017

## Displacement

- % of pre-conflict population remaining
- % of population that are female
- % of female-headed households
- IDPs living in village
- New IDP arrivals
- Returnees

Community	% of pre-conflict population remaining	% of population that are female	% of female-headed households	IDPs living in village	New IDP arrivals	Returnees
<b>Jadal</b>	51-75%	51-75%	1-25%	Yes	No	Yes
<b>Mahjeh</b>	51-75%	51-75%	26-50%	Yes	No	No
<b>Masikeh Lajat</b>	51-75%	51-75%	51-75%	Yes	No info	No
<b>Matleh</b>	51-75%	26-50%	1-25%	Yes	No info	No
<b>Mjeidel</b>	51-75%	51-75%	1-25%	Yes	No	No

• 15/19 communities assessed (5 communities are shown on the previous factsheet, 5 communities are shown on the next factsheet): Jadal, Mahjeh, Masikeh Lajat, Matleh, Mjeidel



## Shelter

- Independent apartment or house
- Shared apartment or house
- Unfinished apartment or house
- Tent
- Private space not for shelter
- Cave/natural shelter
- Collective public space not for shelter
- No IDPs
- No information
- Min - Max: rent paid per room (where known)

Community	NDPs	IDPs
<b>Jadal</b>		
<b>Mahjeh</b>		
<b>Masikeh Lajat</b>		
<b>Matleh</b>	No info	
<b>Mjeidel</b>		

## Livelihoods

Community	Most common source of income	Most common strategies used to cope with lack of income / resources
<b>Jadal</b>	Daily employment Support from family/friends	Children sent to work/beg Taking loans/buying on credit Borrowing from family/friends
<b>Mahjeh</b>	Stable employment Daily employment Savings	Children sent to work/beg Borrowing from family/friends Skipping meals
<b>Masikeh Lajat</b>	High risk/illegal work Sale of humanitarian aid	Taking loans/buying on credit Borrowing from family/friends
<b>Matleh</b>	Sale of household assets Farm owning Business/trade	Borrowing from family/friends High risk/illegal work Looking for food in garbage
<b>Mjeidel</b>	Stable employment Daily employment Savings	Children sent to work/beg Borrowing from family/friends Skipping meals

## NFIs

Community	B	C	D	F
<b>Jadal</b>	8500 SYP	NA	450 SYP	60000 SYP
<b>Mahjeh</b>	2800 SYP	350 SYP	250 SYP	55000 SYP
<b>Masikeh Lajat</b>	9000 SYP	NA	400 SYP	NA
<b>Matleh</b>	7500 SYP	NA	350 SYP	NA
<b>Mjeidel</b>	8300 SYP	350 SYP	350 SYP	55000 SYP

- Most common electricity source
- Main network
  - Generator
  - No source
  - Solar alternative
  - No information
- Fuel Prices (SYP)\*
- B** Butane (cannister)
  - C** Coal (1kg)
  - D** Diesel (1 litre)
  - F** Firewood (tonne)
- NFI Prices (SYP)\*
- Cement (50kg)
  - Floor mat (3\*4m)
  - Plastic tarpaulin (1m<sup>2</sup>)
  - Tent (5 persons)
- NA: not available for purchase

Community	Most common strategies used to cope with a lack of fuel
<b>Jadal</b>	Burning productive assets Burning plastics Burning waste
<b>Mahjeh</b>	No lack of fuel
<b>Matleh</b>	No lack of fuel
<b>Masikeh Lajat</b>	Cutting trees Burning furniture not in use
<b>Mjeidel</b>	Cutting trees Burning productive assets

# Izra' 2/3, Dar'a Governorate

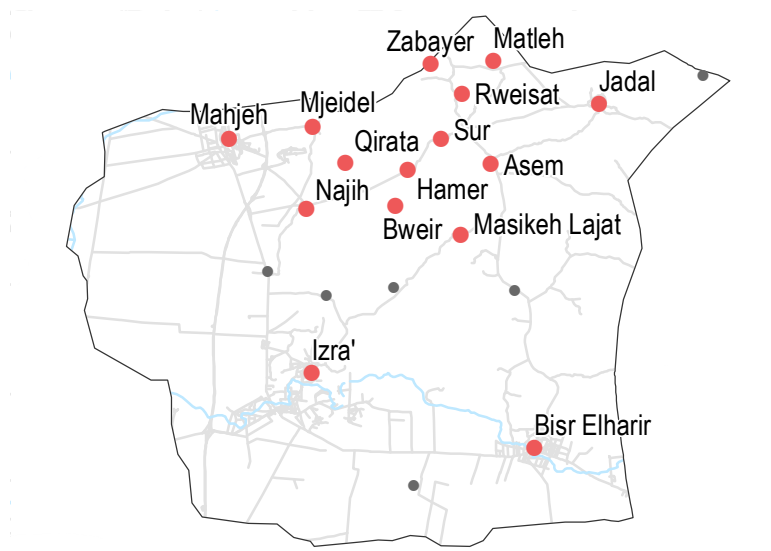
# August 2017

## WASH

- Most common water source**
- Water is safe to drink
  - Water tastes/smells bad
  - People sick after drinking
  - No information
- Sufficiency of available water to meet household needs**
- Sufficient
  - Insufficient
  - No information
- Most common method of garbage disposal**

- Jadal**
- Network
  - Buried / burned
- Mahjeh**
- Network
  - Public free collection
- Masikeh Lajat**
- Closed well
  - Public free collection
- Matleh**
- Water trucking
  - Buried / burned
- Mjeidel**
- Network
  - Public free collection

15/19 communities assessed (5 communities are shown on the previous factsheet, 5 communities are shown on the next factsheet): Jadal, Mahjeh, Masikeh Lajat, Matleh, Mjeidel



## Education

- Status of primary schools in village**
- Functioning
  - Not functioning
  - Not available
  - No information
- Barriers to accessing education services**
- Jadal: Some facilities destroyed, Lack of teaching staff, Lack of school supplies
  - Mahjeh: Most children accessed education

- Masikeh Lajat**
- Most children accessed education
- Matleh**
- Most children accessed education
- Mjeidel**
- Most children accessed education

## Health

	Most common health problems	Most common barriers to accessing healthcare
<b>Jadal</b>	Diarrhoea Chronic diseases Severe diseases affecting those aged less than 5	High cost of transportation Lack of transportation Old age
<b>Mahjeh</b>	Chronic diseases Acute respiratory infections Severe diseases affecting those aged less than 5	Old age Disability/Injuries/Illness
<b>Masikeh Lajat</b>	Skin diseases Chronic diseases Severe diseases affecting those aged less than 5	No facilities in the area
<b>Matleh</b>	Maternal health issues Acute respiratory infections Severe diseases affecting those aged less than 5	Old age Disability/Injuries/Illness
<b>Mjeidel</b>	Chronic diseases Acute respiratory infections Severe diseases affecting those aged less than 5	Security concerns around travel High cost of transportation Old age

## Food Security

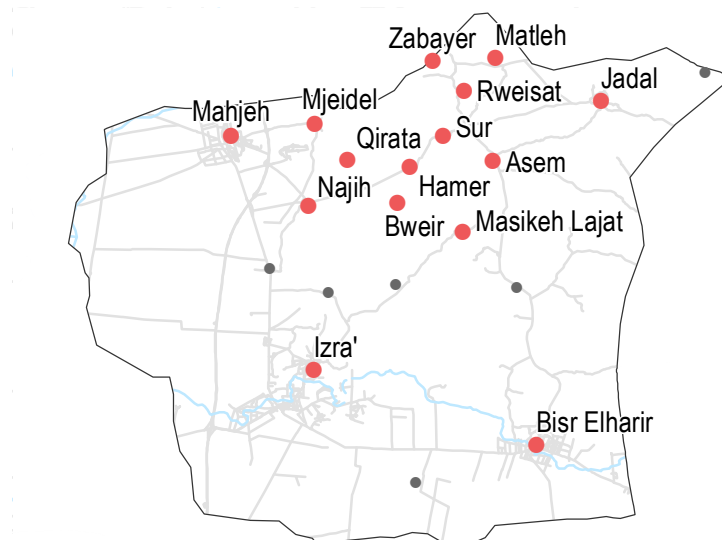
- Jadal**
- Bread: no info
  - Rice: 550 SYP
  - Lentils: 550 SYP
  - Sugar: 400 SYP
  - Cooking oil: 800 SYP
  - Distribution by others
  - High price of flour
  - Flour not always available
  - Yeast not always available
  - Private bakeries unavailable
- Mahjeh**
- Bread: 50 SYP
  - Rice: 500 SYP
  - Lentils: 350 SYP
  - Sugar: 375 SYP
  - Cooking oil: 750 SYP
  - Private bakeries
  - No difficulties reported
  - 0
- Masikeh Lajat**
- Bread: 175 SYP
  - Rice: 600 SYP
  - Lentils: 350 SYP
  - Sugar: 400 SYP
  - Cooking oil: 700 SYP
  - Public bakeries
  - No difficulties reported
  - Private bakeries unavailable
- Matleh**
- Bread: no info
  - Rice: 800 SYP
  - Lentils: 350 SYP
  - Sugar: 400 SYP
  - Cooking oil: 780 SYP
  - Distribution by others
  - No difficulties reported
  - Private bakeries unavailable
- Mjeidel**
- Bread: no info
  - Rice: 500 SYP
  - Lentils: 350 SYP
  - Sugar: 375 SYP
  - Cooking oil: 775 SYP
  - Shops
  - No difficulties reported
  - Private bakeries unavailable
- Main challenges to obtaining food**
- No challenges
  - Some foods unavailable
  - Local production decreased
  - Lack of access to markets
  - Some foods expensive
  - Lack of resources to buy food
  - Lack of access to fuel
  - Cooking fuel unavailable
  - No information
- Bread (public): 1 pack**
- Rice: 1kg**
- Lentils: 1kg**
- Sugar: 1kg**
- Cooking oil: 1 litre**
- Access to bread**
- Most common source of bread
  - Most common barriers to accessing bread
  - Number of days, per month, where bread from private bakeries was unavailable

### Displacement

- % of pre-conflict population remaining
- % of population that are female
- % of female-headed households
- IDPs living in village
- New IDP arrivals
- Returnees

Community	% of pre-conflict population remaining	% of population that are female	% of female-headed households	IDPs living in village	New IDP arrivals	Returnees
<b>Najih</b>	51-75%	26-50%	1-25%	Yes	No	Yes
<b>Qirata</b>	51-75%	26-50%	1-25%	Yes	No info	Yes
<b>Rweisat</b>	51-75%	26-50%	1-25%	Yes	No	No
<b>Sur</b>	51-75%	51-75%	1-25%	Yes	No	Yes
<b>Zabayer</b>	76-100%	26-50%	1-25%	Yes	No info	No

• 15/19 communities assessed (10 communities are shown on the previous two factsheets): Najih, Qirata, Rweisat, Sur, Zabayer



### Shelter

- Independent apartment or house
- Shared apartment or house
- Unfinished apartment or house
- Tent
- Private space not for shelter
- Cave/natural shelter
- Collective public space not for shelter
- No IDPs
- No information
- Min - Max: rent paid per room (where known)

Community	NDPs	IDPs	Min - Max: rent paid per room (where known)
<b>Najih</b>			3000 - 3500 SYP
<b>Qirata</b>			No info
<b>Rweisat</b>			No info
<b>Sur</b>			No info
<b>Zabayer</b>			No info

### Livelihoods

Community	Most common source of income	Most common strategies used to cope with lack of income / resources
<b>Najih</b>	Daily employment Farm owning Support from family/friends	Children sent to work/beg Taking loans/buying on credit Borrowing from family/friends
<b>Qirata</b>	Daily employment Support from family/friends	Children sent to work/beg Borrowing from family/friends Reducing meal size
<b>Rweisat</b>	High risk/illegal work Sale of household assets Business/trade	Borrowing from family/friends High risk/illegal work Selling household assets
<b>Sur</b>	Daily employment Business/trade Support from family/friends	Children sent to work/beg Taking loans/buying on credit Borrowing from family/friends
<b>Zabayer</b>	Begging Farm owning Allowances	Borrowing from family/friends High risk/illegal work Selling household assets

### NFIs

Community	Electricity (SYP)	Electricity Source	Fuel Prices (SYP)*	NFI Prices (SYP)*
<b>Najih</b>	B 8200 SYP	2700 SYP	B 8300 SYP	B 7500 SYP
<b>Qirata</b>	C 600 SYP	NA	C 550 SYP	C NA
<b>Rweisat</b>	D 450 SYP	300 SYP	D 400 SYP	D 400 SYP
<b>Sur</b>	F 60000 SYP	90000 SYP	F 60000 SYP	F NA
<b>Zabayer</b>	F 60000 SYP	90000 SYP	F 60000 SYP	F NA

- Most common electricity source
- Main network
- Generator
- No source
- Solar alternative
- No information
- Fuel Prices (SYP)\*
- B** Butane (cannister)
- C** Coal (1kg)
- D** Diesel (1 litre)
- F** Firewood (tonne)
- NFI Prices (SYP)\*
- Cement (50kg)
- Floor mat (3\*4m)
- Plastic tarpaulin (1m<sup>2</sup>)
- Tent (5 persons)
- NA: not available for purchase

Community	Most common strategies used to cope with a lack of fuel
<b>Najih</b>	Burning productive assets Burning plastics Burning waste
<b>Qirata</b>	Burning productive assets Burning plastics Burning waste
<b>Sur</b>	Cutting trees Burning plastics Burning waste
<b>Rweisat</b>	No lack of fuel
<b>Zabayer</b>	No lack of fuel

# Izra' 3/3, Dar'a Governorate

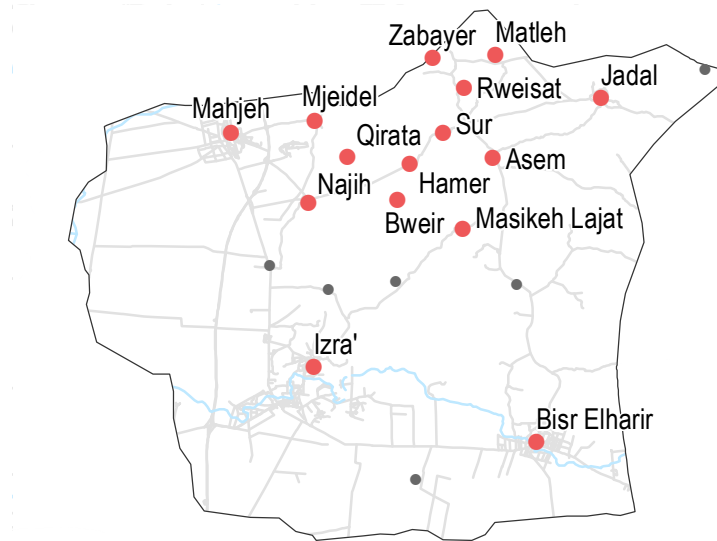
# August 2017

## WASH

- Most common water source**
- Water trucking
  - Public free collection
  - Buried / burned
- Status of water source**
- Water is safe to drink
  - Water tastes/smells bad
  - People sick after drinking
  - No information
- Sufficiency of available water to meet household needs**
- Sufficient
  - Insufficient
  - No information
- Most common method of garbage disposal**
- Buried / burned

- Najih**
- Water trucking
  - Public free collection
  - Buried / burned
- Qirata**
- Water trucking
  - Buried / burned
- Rweisat**
- Water trucking
  - Buried / burned
- Sur**
- Water trucking
  - Buried / burned
- Zabayer**
- Water trucking
  - Buried / burned

15/19 communities assessed (10 communities are shown on the previous two factsheets): Najih, Qirata, Rweisat, Sur, Zabayer



## Education

- Status of primary schools in village**
- Functioning
  - Not functioning
  - Not available
  - No information
- Barriers to accessing education services**
- Some facilities destroyed
  - Lack of teaching staff
  - Unsafe route to services

- Rweisat**
- Most children accessed education
- Sur**
- Services are too far
  - Unsafe route to services
- Zabayer**
- Most children accessed education

- Najih**
- Some facilities destroyed
  - Lack of teaching staff
  - Unsafe route to services
- Qirata**
- Some facilities destroyed
  - Lack of teaching staff
  - Unsafe route to services

## Health

	Most common health problems	Most common barriers to accessing healthcare
<b>Najih</b>	Chronic diseases Maternal health issues Severe diseases affecting those aged less than 5	High cost of transportation Lack of transportation Old age
<b>Qirata</b>	Disabilities Maternal health issues Severe diseases affecting those aged less than 5	High cost of transportation Lack of transportation Old age
<b>Rweisat</b>	Diarrhoea Maternal health issues Acute respiratory infections	Old age Disability/Injuries/Illness
<b>Sur</b>	Diarrhoea Chronic diseases Severe diseases affecting those aged less than 5	No difficulties reported
<b>Zabayer</b>	Diarrhoea Chronic diseases Acute respiratory infections	Old age Disability/Injuries/Illness

## Food Security

- Najih**
- Bread: no info
  - Rice: 600 SYP
  - Lentils: 350 SYP
  - Sugar: 375 SYP
  - Cooking oil: 800 SYP
- Qirata**
- Bread: no info
  - Rice: 600 SYP
  - Lentils: 400 SYP
  - Sugar: 400 SYP
  - Cooking oil: 800 SYP
- Rweisat**
- Bread: no info
  - Rice: 750 SYP
  - Lentils: no info
  - Sugar: 400 SYP
  - Cooking oil: 700 SYP
- Sur**
- Bread: no info
  - Rice: 550 SYP
  - Lentils: 450 SYP
  - Sugar: 400 SYP
  - Cooking oil: 800 SYP
- Zabayer**
- Bread: no info
  - Rice: 800 SYP
  - Lentils: 350 SYP
  - Sugar: 400 SYP
  - Cooking oil: 750 SYP
- Main challenges to obtaining food**
- No challenges
  - Some foods unavailable
  - Local production decreased
  - Lack of access to markets
  - Some foods expensive
  - Lack of resources to buy food
  - Lack of access to fuel
  - Cooking fuel unavailable
  - No information
- Access to bread**
- Bread (public): 1 pack
  - Rice: 1kg
  - Lentils: 1kg
  - Sugar: 1kg
  - Cooking oil: 1 litre
  - Most common source of bread
  - Most common barriers to accessing bread
  - Number of days, per month, where bread from private bakeries was unavailable

# Jasim, Dar'a Governorate

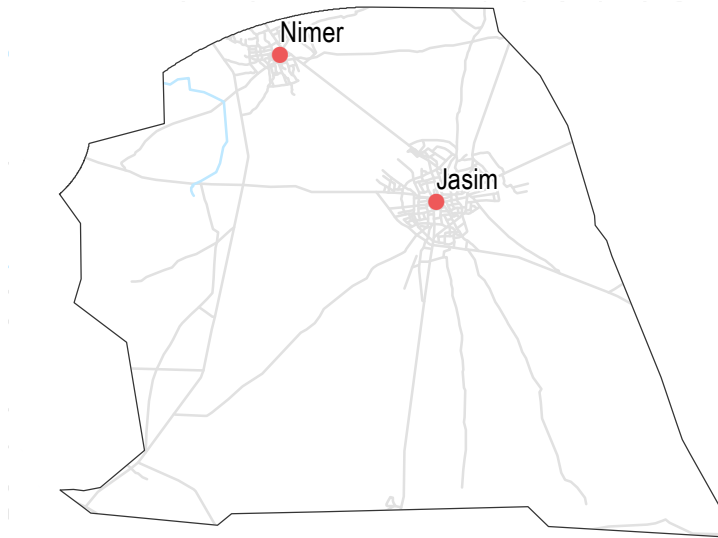
# August 2017

## Displacement

- % of pre-conflict population remaining
- % of population that are female
- % of female-headed households
- IDPs living in village
- New IDP arrivals
- Returnees

<b>Jasim</b>					
76-100%	51-75%	1-25%			
Yes	No	Yes			
<b>Nimer</b>					
51-75%	51-75%	1-25%			
Yes	No	Yes			

• 2/2 communities assessed : Jasim, Nimer



## Shelter

- Independent apartment or house
  - Shared apartment or house
  - Unfinished apartment or house
  - Tent
  - Private space not for shelter
  - Cave/natural shelter
  - Collective public space not for shelter
  - No IDPs
  - No information
- Min - Max: rent paid per room (where known)

<b>Jasim</b>	
NDPs	IDPs
5000 - 6000 SYP	
<b>Nimer</b>	
NDPs	IDPs
5000 - 8000 SYP	

## Livelihoods

Most common source of income

Most common strategies used to cope with lack of income / resources

**Jasim**

Daily employment  
Farm owning  
Business/trade

Children sent to work/beg  
Borrowing from family/friends

**Nimer**

Daily employment  
Business/trade  
Support from family/friends

Children sent to work/beg  
Borrowing from family/friends  
Selling household assets

## NFIs

**Jasim**

<b>B</b> 8500 SYP	2400 SYP
<b>C</b> 500 SYP	3800 SYP
<b>D</b> 400 SYP	450 SYP
<b>F</b> 60000 SYP	NA

**Nimer**

<b>B</b> 8500 SYP	3000 SYP
<b>C</b> NA	11000 SYP
<b>D</b> 400 SYP	350 SYP
<b>F</b> 75000 SYP	NA

Most common electricity source

- Main network
- Generator
- No source
- Solar alternative
- No information

Fuel Prices (SYP)\*

- B** Butane (cannister)
- C** Coal (1kg)
- D** Diesel (1 litre)
- F** Firewood (tonne)

NFI Prices (SYP)\*

- Cement (50kg)
- Floor mat (3\*4m)
- Plastic tarpaulin (1m<sup>2</sup>)
- Tent (5 persons)

NA: not available for purchase

**Jasim**

Burning productive assets

**Nimer**

No lack of fuel

Most common strategies used to cope with a lack of fuel

# Jasim, Dar'a Governorate

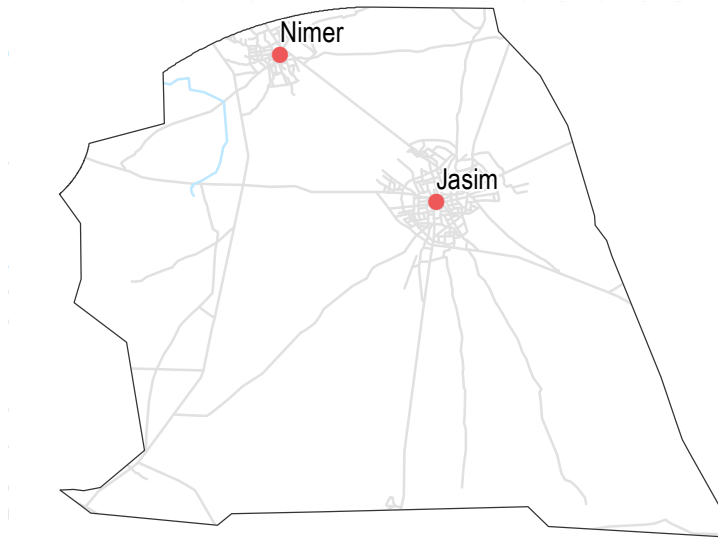
# August 2017

## WASH

- Most common water source**
- Water is safe to drink
  - Water tastes/smells bad
  - People sick after drinking
  - No information
- Sufficiency of available water to meet household needs**
- Sufficient
  - Insufficient
  - No information
- Most common method of garbage disposal**

- Jasim**
- Closed well
  - Public free collection
- Nimer**
- Water trucking
  - Public free collection

• 2/2 communities assessed : Jasim, Nimer



## Food Security

### Jasim

- Bread: no info
- Rice: 650 SYP
- Lentils: 425 SYP
- Sugar: 375 SYP
- Cooking oil: 750 SYP
- Private bakeries
- No difficulties reported

### Nimer

- Bread: 125 SYP
- Rice: 600 SYP
- Lentils: 450 SYP
- Sugar: 400 SYP
- Cooking oil: 900 SYP
- Public bakeries
- No difficulties reported
- Private bakeries unavailable

### Main challenges to obtaining food

- No challenges
- Some foods unavailable
- Local production decreased
- Lack of access to markets
- Some foods expensive
- Lack of resources to buy food
- Lack of access to fuel
- Cooking fuel unavailable
- No information

Bread (public): 1 pack  
Rice: 1kg  
Lentils: 1 kg  
Sugar: 1kg  
Cooking oil: 1 litre

### Access to bread

- Most common source of bread
- Most common barriers to accessing bread
- Number of days, per month, where bread from private bakeries was unavailable

## Education

- Status of primary schools in village**
- Functioning
  - Not functioning
  - Not available
  - No information
- Barriers to accessing education services**

**Jasim**  
Most children accessed education

**Nimer**  
Most children accessed education

## Health

	Most common health problems	Most common barriers to accessing healthcare
<b>Jasim</b>	Diarrhoea Chronic diseases Severe diseases affecting those aged less than 5	No difficulties reported
<b>Nimer</b>	Diarrhoea Communicable diseases Acute respiratory infections	No difficulties reported

# Jizeh, Dar'a Governorate

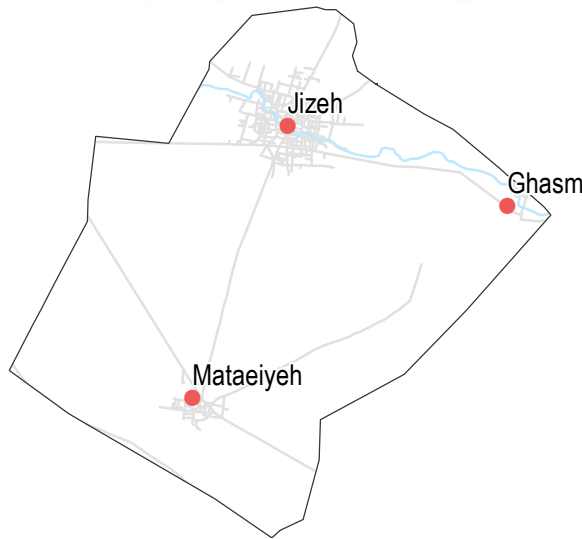
# August 2017

## Displacement

- % of pre-conflict population remaining
- % of population that are female
- % of female-headed households
- IDPs living in village
- New IDP arrivals
- Returnees

Ghasm		
76-100%	51-75%	1-25%
Yes	No info	No
Jizeh		
51-75%	51-75%	1-25%
Yes	No	No
Mataeiyeh		
51-75%	51-75%	1-25%
Yes	No info	No

• 3/3 communities assessed : Ghasm, Jizeh, Mataeiyeh



## Shelter

- Independent apartment or house
- Shared apartment or house
- Unfinished apartment or house
- Tent
- Private space not for shelter
- Cave/natural shelter
- Collective public space not for shelter
- No IDPs
- No information
- Min - Max: rent paid per room (where known)

Ghasm	
NDPs	IDPs
10000 - 25000 SYP	
Jizeh	
NDPs	IDPs
20000 - 25000 SYP	
Mataeiyeh	
NDPs	IDPs
10000 - 15000 SYP	

## Livelihoods

Most common source of income

Most common strategies used to cope with lack of income / resources

Community	Most common source of income	Most common strategies used to cope with lack of income / resources
Ghasm	Support from family/friends Sale of humanitarian aid	Taking loans/buying on credit Borrowing from family/friends
Jizeh	Support from family/friends Sale of humanitarian aid	Taking loans/buying on credit Borrowing from family/friends
Mataeiyeh	Support from family/friends Sale of humanitarian aid	Taking loans/buying on credit Borrowing from family/friends

## NFIs

### Ghasm

<b>B</b> 9000 SYP	NA
<b>C</b> NA	NA
<b>D</b> 450 SYP	NA
<b>F</b> NA	NA

### Jizeh

<b>B</b> 9000 SYP	NA
<b>C</b> NA	NA
<b>D</b> 450 SYP	NA
<b>F</b> NA	NA

### Mataeiyeh

<b>B</b> 9000 SYP	NA
<b>C</b> NA	NA
<b>D</b> 450 SYP	NA
<b>F</b> NA	NA

### Ghasm

Cutting trees  
Burning furniture not in use

### Jizeh

Cutting trees  
Burning furniture not in use

### Mataeiyeh

Cutting trees  
Burning furniture not in use

Most common electricity source

- Main network
- Generator
- No source
- Solar alternative
- No information

Fuel Prices (SYP)\*

- B** Butane (cannister)
- C** Coal (1kg)
- D** Diesel (1 litre)
- F** Firewood (tonne)

NFI Prices (SYP)\*

- Cement (50kg)
- Floor mat (3\*4m)
- Plastic tarpaulin (1m<sup>2</sup>)
- Tent (5 persons)

NA: not available for purchase

Most common strategies used to cope with a lack of fuel

# Jizeh, Dar'a Governorate

# August 2017

## WASH

- Most common water source**
- Status of water source**
- Water is safe to drink
  - Water tastes/smells bad
  - People sick after drinking
  - No information
- Sufficiency of available water to meet household needs**
- Sufficient
  - Insufficient
  - No information
- Most common method of garbage disposal**

### Ghasm

- Closed well
- Private paid collection

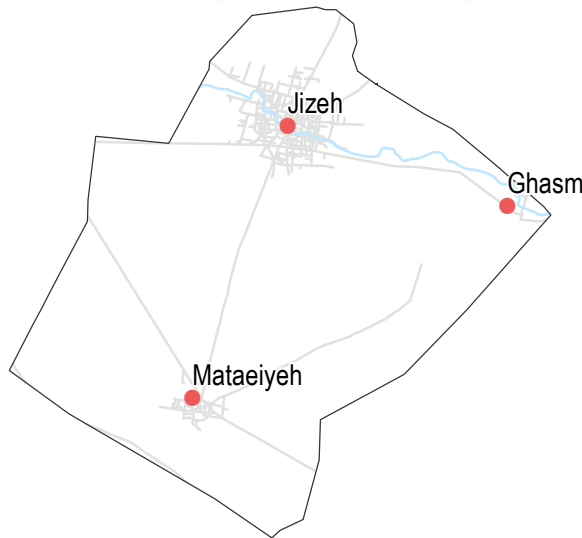
### Jizeh

- Closed well
- Private paid collection

### Mataeiyeh

- Closed well
- Private paid collection

• 3/3 communities assessed : Ghasm, Jizeh, Mataeiyeh



## Education

- Status of primary schools in village**
- Functioning
  - Not functioning
  - Not available
  - No information
- Barriers to accessing education services**
- Ghasm**  
Most children accessed education

### Mataeiyeh

Most children accessed education

### Jizeh

Most children accessed education

## Health

### Most common health problems

### Most common barriers to accessing healthcare

### Ghasm

Chronic diseases  
Acute respiratory infections  
Severe diseases affecting those aged less than 5

Security concerns around travel  
Security concerns around entering facilities

### Jizeh

Communicable diseases  
Chronic diseases  
Severe diseases affecting those aged less than 5

No difficulties reported

### Mataeiyeh

Communicable diseases  
Chronic diseases  
Severe diseases affecting those aged less than 5

No difficulties reported

## Food Security

### Ghasm

- Public bakeries
  - No difficulties reported
  - 0
- Bread: 100 SYP  
Rice: 600 SYP  
Lentils: 300 SYP  
Sugar: 350 SYP  
Cooking oil: 700 SYP

### Jizeh

- Public bakeries
  - No difficulties reported
  - 0
- Bread: 100 SYP  
Rice: 600 SYP  
Lentils: 350 SYP  
Sugar: 360 SYP  
Cooking oil: 650 SYP

### Mataeiyeh

- Public bakeries
  - No difficulties reported
  - 0
- Bread: 125 SYP  
Rice: 600 SYP  
Lentils: 350 SYP  
Sugar: 375 SYP  
Cooking oil: 700 SYP

### Main challenges to obtaining food

- No challenges
- Some foods unavailable
- Local production decreased
- Lack of access to markets
- Some foods expensive
- Lack of resources to buy food
- Lack of access to fuel
- Cooking fuel unavailable
- No information

Bread (public): 1 pack  
Rice: 1kg  
Lentils: 1kg  
Sugar: 1kg  
Cooking oil: 1 litre

### Access to bread

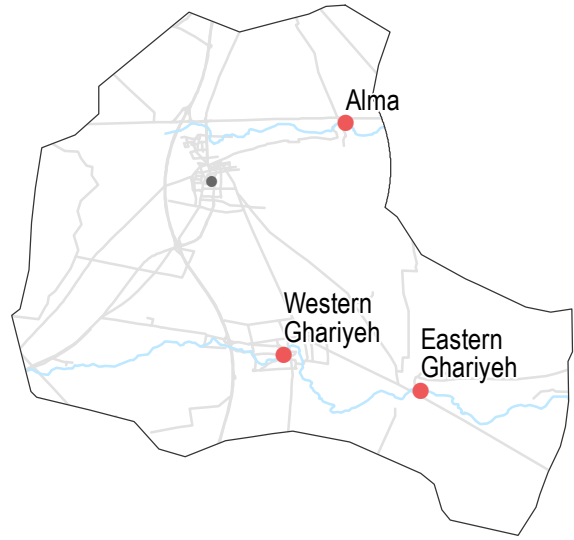
- Most common source of bread
- Most common barriers to accessing bread
- Number of days, per month, where bread from private bakeries was unavailable

**Displacement**

- % of pre-conflict population remaining
- % of population that are female
- % of female-headed households
- IDPs living in village
- New IDP arrivals
- Returnees

<b>Alma</b>		
51-75%	26-50%	1-25%
Yes	Yes	Yes
<b>Eastern Ghariyeh</b>		
51-75%	51-75%	1-25%
Yes	Yes	No
<b>Western Ghariyeh</b>		
51-75%	26-50%	1-25%
Yes	No info	No

• 3/4 communities assessed : Alma, Eastern Ghariyeh, Western Ghariyeh



**Shelter**

- Independent apartment or house
- Shared apartment or house
- Unfinished apartment or house
- Tent
- Private space not for shelter
- Cave/natural shelter
- Collective public space not for shelter
- No IDPs
- No information
- Min - Max: rent paid per room (where known)

<b>Alma</b>	
NDPs	IDPs
No info	
<b>Eastern Ghariyeh</b>	
NDPs	IDPs
No info	
<b>Western Ghariyeh</b>	
NDPs	IDPs
10000 - 15000 SYP	

**Livelihoods**

	Most common source of income	Most common strategies used to cope with lack of income / resources
<b>Alma</b>	Farm owning Business/trade Support from family/friends	Borrowing from family/friends High risk/illegal work Selling household assets
<b>Eastern Ghariyeh</b>	High risk/illegal work Sale of household assets Farm owning	Borrowing from family/friends High risk/illegal work Selling household assets
<b>Western Ghariyeh</b>	Business / trade	Taking loans/buying on credit Borrowing from family/friends

**NFIs**

<b>Alma</b>
<b>B</b> 8500 SYP  NA
<b>C</b> 400 SYP  2800 SYP
<b>D</b> 450 SYP  900 SYP
<b>F</b> NA  85000 SYP
<b>Eastern Ghariyeh</b>
<b>B</b> 9000 SYP  3000 SYP
<b>C</b> 400 SYP  2800 SYP
<b>D</b> 450 SYP  1200 SYP
<b>F</b> 100000 SYP  85000 SYP
<b>Western Ghariyeh</b>
<b>B</b> 9000 SYP  NA
<b>C</b> NA  NA
<b>D</b> 400 SYP  NA
<b>F</b> NA  NA

- Most common electricity source
- Main network
- Generator
- No source
- Solar alternative
- No information
- Fuel Prices (SYP)\*
- B** Butane (cannister)
- C** Coal (1kg)
- D** Diesel (1 litre)
- F** Firewood (tonne)
- NFI Prices (SYP)\*
- Cement (50kg)
- Floor mat (3\*4m)
- Plastic tarpaulin (1m<sup>2</sup>)
- Tent (5 persons)
- NA: not available for purchase

- Alma**  
No lack of fuel
- Eastern Ghariyeh**  
No lack of fuel
- Western Ghariyeh**  
Cutting trees  
Burning furniture not in use

- Most common strategies used to cope with a lack of fuel

### WASH

- Most common water source**
- Status of water source**
- Water is safe to drink
  - Water tastes/smells bad
  - People sick after drinking
  - No information
- Sufficiency of available water to meet household needs**
- Sufficient
  - Insufficient
  - No information
- Most common method of garbage disposal**

- Alma**
- Closed well
  - Public free collection
- Eastern Ghariyeh**
- Closed well
  - Public free collection
- Western Ghariyeh**
- Closed well
  - Public free collection

• 3/4 communities assessed : Alma, Eastern Ghariyeh, Western Ghariyeh



### Food Security

#### Alma

- Private bakeries
- No difficulties reported
- Bread: no info
- Rice: 750 SYP
- Lentils: 350 SYP
- Sugar: 400 SYP
- Cooking oil: 750 SYP

#### Eastern Ghariyeh

- Private bakeries
- No difficulties reported
- Bread: no info
- Rice: 750 SYP
- Lentils: 350 SYP
- Sugar: 400 SYP
- Cooking oil: 750 SYP

#### Western Ghariyeh

- Public bakeries
- No difficulties reported
- Bread: 100 SYP
- Rice: 600 SYP
- Lentils: 350 SYP
- Sugar: 400 SYP
- Cooking oil: 800 SYP

#### Main challenges to obtaining food

- No challenges
- Some foods unavailable
- Local production decreased
- Lack of access to markets
- Some foods expensive
- Lack of resources to buy food
- Lack of access to fuel
- Cooking fuel unavailable
- No information

Bread (public): 1 pack  
 Rice: 1kg  
 Lentils: 1kg  
 Sugar: 1kg  
 Cooking oil: 1 litre

#### Access to bread

- Most common source of bread
- Most common barriers to accessing bread
- Number of days, per month, where bread from private bakeries was unavailable

### Education

- Status of primary schools in village**
- Functioning
  - Not functioning
  - Not available
  - No information
- Barriers to accessing education services**
- Alma**
- Most children accessed education

**Western Ghariyeh**

Most children accessed education

**Eastern Ghariyeh**

Most children accessed education

### Health

- Most common health problems
- Most common barriers to accessing healthcare

#### Alma

Maternal health issues  
 Acute respiratory infections  
 Severe diseases affecting those aged less than 5

No difficulties reported

#### Eastern Ghariyeh

Diarrhoea  
 Maternal health issues  
 Acute respiratory infections

No difficulties reported

#### Western Ghariyeh

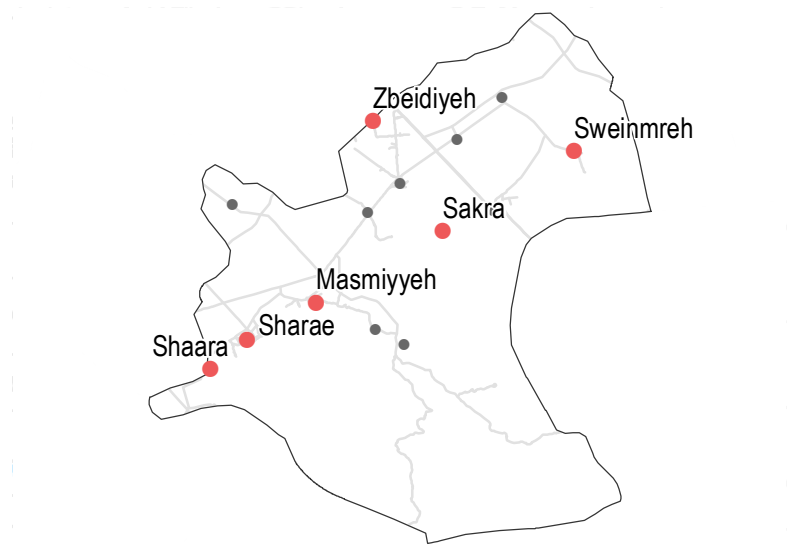
Chronic diseases  
 Acute respiratory infections  
 Severe diseases affecting those aged less than 5

No facilities in the area

### Displacement

% of pre-conflict population remaining	<b>Masmiyyeh</b>	51-75%	51-75%	1-25%
% of population that are female	<b>Sakra</b>	Yes	No	No
% of female-headed households	<b>Shaara</b>	51-75%	26-50%	1-25%
IDPs living in village	<b>Masmiyyeh</b>	Yes	No	No
New IDP arrivals	<b>Sakra</b>	Yes	No	No
Returnees	<b>Shaara</b>	Yes	No	Yes

• 6/13 communities assessed (3 communities are shown on the next factsheet): Masmiyyeh, Sakra, Shaara



### NFIs

#### Masmiyyeh

<b>B</b> 2800 SYP	2500 SYP
<b>C</b> 350 SYP	450 SYP
<b>D</b> 250 SYP	1500 SYP
<b>F</b> 55000 SYP	75000 SYP

#### Sakra

<b>B</b> 7500 SYP	NA
<b>C</b> NA	2300 SYP
<b>D</b> 350 SYP	NA
<b>F</b> NA	85000 SYP

#### Shaara

<b>B</b> 6000 SYP	2600 SYP
<b>C</b> 500 SYP	12500 SYP
<b>D</b> 350 SYP	275 SYP
<b>F</b> 65000 SYP	80000 SYP

- Most common electricity source
- Main network
  - Generator
  - No source
  - Solar alternative
  - No information

- Fuel Prices (SYP)\*
- B** Butane (cannister)
  - C** Coal (1kg)
  - D** Diesel (1 litre)
  - F** Firewood (tonne)

- NFI Prices (SYP)\*
- Cement (50kg)
  - Floor mat (3\*4m)
  - Plastic tarpaulin (1m<sup>2</sup>)
  - Tent (5 persons)
- NA: not available for purchase

### Shelter

Most common shelter	<b>Masmiyyeh</b>
Independent apartment or house	NDPs  IDPs
Shared apartment or house	No info
Unfinished apartment or house	
Tent	
Private space not for shelter	<b>Sakra</b>
Cave/natural shelter	NDPs  IDPs
Collective public space not for shelter	No info
No IDPs	
No information	<b>Shaara</b>
Min - Max: rent paid per room (where known)	NDPs  IDPs
	No info

### Livelihoods

	Most common source of income	Most common strategies used to cope with lack of income / resources
<b>Masmiyyeh</b>	Stable employment Daily employment Savings	Children sent to work/beg Borrowing from family/friends Skipping meals
<b>Sakra</b>	High risk/illegal work Sale of household assets Business/trade	Borrowing from family/friends High risk/illegal work Selling household assets
<b>Shaara</b>	Daily employment Business/trade Support from family/friends	Children sent to work/beg Taking loans/buying on credit Borrowing from family/friends

#### Masmiyyeh

No lack of fuel

#### Sakra

No lack of fuel

#### Shaara

- Burning productive assets
- Burning plastics
- Burning waste

- Most common strategies used to cope with a lack of fuel

### WASH

**Most common water source**

**Status of water source**

- Water is safe to drink
- Water tastes/smells bad
- People sick after drinking
- No information

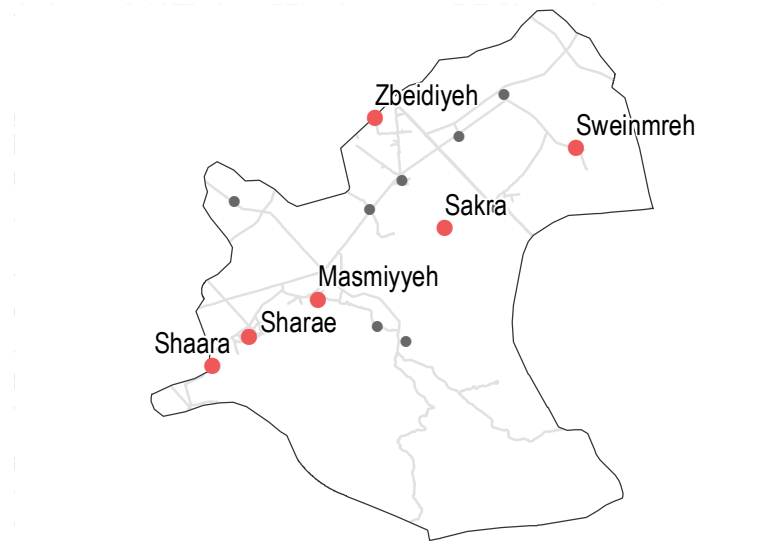
**Sufficiency of available water to meet household needs**

- Sufficient
- Insufficient
- No information

**Most common method of garbage disposal**

- Masmiyyeh**
- Network
  - Public free collection
- Sakra**
- Closed well
  - Buried / burned
- Shaara**
- Network
  - Buried / burned

• 6/13 communities assessed (3 communities are shown on the next factsheet): Masmiyyeh, Sakra, Shaara



### Education

**Status of primary schools in village**

- Functioning
- Not functioning
- Not available
- No information

**Barriers to accessing education services**

- Shaara**
- Lack of teaching staff
  - Services are too far
  - Unsafe route to services

**Masmiyyeh**

Most children accessed education

**Sakra**

Most children accessed education

### Health

- Most common health problems**
- Most common barriers to accessing healthcare**

Community	Most common health problems	Most common barriers to accessing healthcare
<b>Masmiyyeh</b>	Chronic diseases Acute respiratory infections Severe diseases affecting those aged less than 5	Old age Disability/Injuries/Illness
<b>Sakra</b>	Diarrhoea Acute respiratory infections Fever	Old age Disability/Injuries/Illness
<b>Shaara</b>	Chronic diseases Maternal health issues Severe diseases affecting those aged less than 5	No facilities in the area Security concerns around travel High cost of transportation

### Food Security

#### Masmiyyeh

Bread: 50 SYP  
 Rice: 500 SYP  
 Lentils: 350 SYP  
 Sugar: 375 SYP  
 Cooking oil: 750 SYP

- Private bakeries
- No difficulties reported
- 1 to 10

#### Sakra

Bread: no info  
 Rice: 800 SYP  
 Lentils: 350 SYP  
 Sugar: 400 SYP  
 Cooking oil: 800 SYP

- Distribution by others
- No difficulties reported
- Private bakeries unavailable

#### Shaara

Bread: no info  
 Rice: 500 SYP  
 Lentils: 350 SYP  
 Sugar: 360 SYP  
 Cooking oil: 750 SYP

- Shops
- No difficulties reported
- Private bakeries unavailable

**Main challenges to obtaining food**

- No challenges
- Some foods unavailable
- Local production decreased
- Lack of access to markets
- Some foods expensive
- Lack of resources to buy food
- Lack of access to fuel
- Cooking fuel unavailable
- No information

Bread (public): 1 pack  
 Rice: 1kg  
 Lentils: 1kg  
 Sugar: 1kg  
 Cooking oil: 1 litre

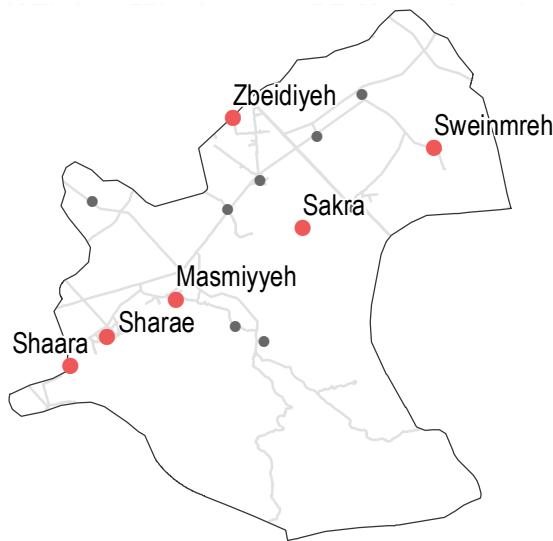
- Access to bread**
- Most common source of bread
  - Most common barriers to accessing bread
  - Number of days, per month, where bread from private bakeries was unavailable

### Displacement

- % of pre-conflict population remaining
- % of population that are female
- % of female-headed households
- IDPs living in village
- New IDP arrivals
- Returnees

Sharae		Sweinmreh		Zbeidiyeh	
76-100%	51-75%	51-75%	51-75%	26-50%	1-25%
Yes	No	Yes	No info	Yes	No
No	No	No	No	No	No

• 6/13 communities assessed (3 communities are shown on the previous factsheet): Sharae, Sweinmreh, Zbeidiyeh



### Shelter

- Independent apartment or house
- Shared apartment or house
- Unfinished apartment or house
- Tent
- Private space not for shelter
- Cave/natural shelter
- Collective public space not for shelter
- No IDPs
- No information
- Min - Max: rent paid per room (where known)

Sharae		Sweinmreh		Zbeidiyeh	
NDPs	IDPs	NDPs	IDPs	NDPs	IDPs
5000 - 6000 SYP		No info		No info	

### Livelihoods

Most common source of income

Most common strategies used to cope with lack of income / resources

Community	Most common source of income	Most common strategies used to cope with lack of income / resources
<b>Sharae</b>	Stable employment Daily employment Business/trade	Children sent to work/beg Borrowing from family/friends Selling household assets
<b>Sweinmreh</b>	Stable employment Daily employment Savings	Children sent to work/beg Borrowing from family/friends Skipping meals
<b>Zbeidiyeh</b>	Daily employment Sale of household assets Business/trade	Borrowing from family/friends High risk/illegal work Selling household assets

### NFIs

#### Sharae

<b>B</b> 3500 SYP	2550 SYP
<b>C</b> 500 SYP	12500 SYP
<b>D</b> 325 SYP	275 SYP
<b>F</b> 70000 SYP	80000 SYP

#### Sweinmreh

<b>B</b> 3000 SYP	2800 SYP
<b>C</b> 350 SYP	450 SYP
<b>D</b> 275 SYP	1500 SYP
<b>F</b> 55000 SYP	75000 SYP

#### Zbeidiyeh

<b>B</b> 5500 SYP	NA
<b>C</b> NA	NA
<b>D</b> 300 SYP	NA
<b>F</b> NA	NA

Most common electricity source

- Main network
- Generator
- No source
- Solar alternative
- No information

Fuel Prices (SYP)\*

- B** Butane (cannister)
- C** Coal (1kg)
- D** Diesel (1 litre)
- F** Firewood (tonne)

NFI Prices (SYP)\*

- Cement (50kg)
- Floor mat (3\*4m)
- Plastic tarpaulin (1m<sup>2</sup>)
- Tent (5 persons)

NA: not available for purchase

#### Sharae

- Burning productive assets
- Burning plastics
- Burning waste

#### Sweinmreh

- Cutting trees
- Burning productive assets
- Burning plastics

#### Zbeidiyeh

No lack of fuel

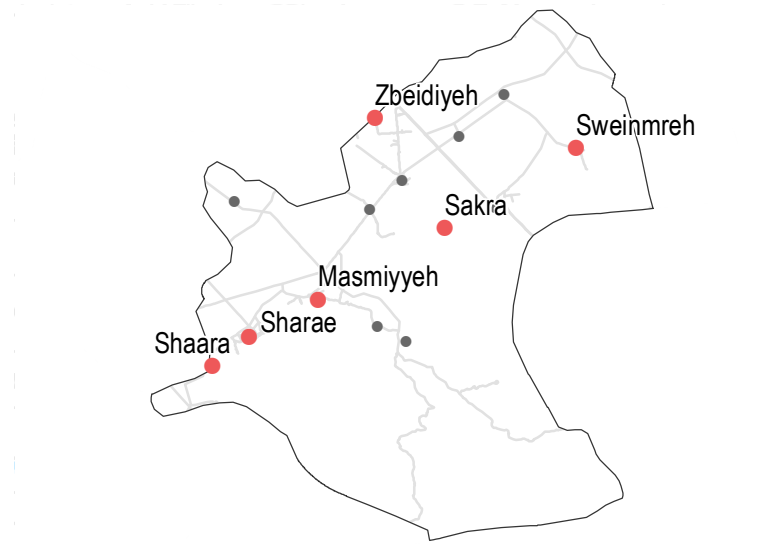
Most common strategies used to cope with a lack of fuel

### WASH

- Most common water source**
- Water is safe to drink
  - Water tastes/smells bad
  - People sick after drinking
  - No information
- Sufficiency of available water to meet household needs**
- Sufficient
  - Insufficient
  - No information
- Most common method of garbage disposal**
- Buried / burned

- Sharae**
- Network
  - Public free collection
- Sweinmreh**
- Closed well
  - Buried / burned
- Zbeidiyeh**
- Closed well
  - Buried / burned

• 6/13 communities assessed (3 communities are shown on the previous factsheet): Sharae, Sweinmreh, Zbeidiyeh



### Food Security

#### Sharae

- Bread: no info
- Rice: 500 SYP
- Lentils: 400 SYP
- Sugar: 350 SYP
- Cooking oil: 750 SYP

- Private bakeries
- No difficulties reported
- Private bakeries unavailable

#### Sweinmreh

- Bread: 50 SYP
- Rice: 500 SYP
- Lentils: 375 SYP
- Sugar: 400 SYP
- Cooking oil: 800 SYP

- Shops
- No difficulties reported
- Private bakeries unavailable

#### Zbeidiyeh

- Bread: 100 SYP
- Rice: 700 SYP
- Lentils: 350 SYP
- Sugar: 375 SYP
- Cooking oil: 750 SYP

- Distribution by others
- No difficulties reported
- Private bakeries unavailable

- Main challenges to obtaining food**
- No challenges
  - Some foods unavailable
  - Local production decreased
  - Lack of access to markets
  - Some foods expensive
  - Lack of resources to buy food
  - Lack of access to fuel
  - Cooking fuel unavailable
  - No information
- Bread (public): 1 pack  
 Rice: 1kg  
 Lentils: 1kg  
 Sugar: 1kg  
 Cooking oil: 1 litre
- Access to bread**
- Most common source of bread
  - Most common barriers to accessing bread
  - Number of days, per month, where bread from private bakeries was unavailable

### Education

- Status of primary schools in village**
- Functioning
  - Not functioning
  - Not available
  - No information
- Barriers to accessing education services**
- Most children accessed education

**Zbeidiyeh**  
 Most children accessed education

**Sweinmreh**  
 Most children accessed education

### Health

	Most common health problems	Most common barriers to accessing healthcare
<b>Sharae</b>	Disabilities Chronic diseases Severe diseases affecting those aged less than 5	Security concerns around travel Disability/Injuries/Illness Security concerns around entering facilities
<b>Sweinmreh</b>	Chronic diseases Acute respiratory infections Severe diseases affecting those aged less than 5	No facilities in the area Security concerns around travel Old age
<b>Zbeidiyeh</b>	Diarrhoea Acute respiratory infections Severe diseases affecting those aged less than 5	Security concerns around travel Not allowed to enter facilities

# Mseifra, Dar'a Governorate

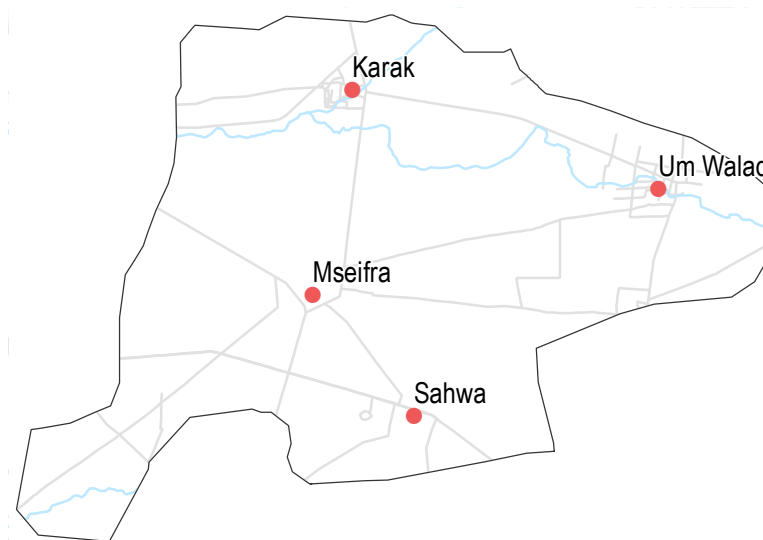
# August 2017

## Displacement

- % of pre-conflict population remaining
- % of population that are female
- % of female-headed households
- IDPs living in village
- New IDP arrivals
- Returnees

Community	% of pre-conflict population remaining	% of population that are female	% of female-headed households	IDPs living in village	New IDP arrivals	Returnees
<b>Karak</b>	76-100%	51-75%	1-25%	Yes	No	Yes
<b>Mseifra</b>	51-75%	51-75%	1-25%	Yes	No	Yes
<b>Sahwa</b>	51-75%	51-75%	1-25%	Yes	No	Yes
<b>Um Walad</b>	51-75%	51-75%	1-25%	Yes	No	Yes

• 4/4 communities assessed : Karak, Mseifra, Sahwa, Um Walad



## Shelter

- Independent apartment or house
- Shared apartment or house
- Unfinished apartment or house
- Tent
- Private space not for shelter
- Cave/natural shelter
- Collective public space not for shelter
- No IDPs
- No information
- Min - Max: rent paid per room (where known)

Community	Most common shelter	NDPs	IDPs
<b>Karak</b>	Independent apartment or house	No info	No info
<b>Mseifra</b>	Shared apartment or house	5000 - 10000 SYP	5000 - 10000 SYP
<b>Sahwa</b>	Unfinished apartment or house	5000 - 7000 SYP	5000 - 7000 SYP
<b>Um Walad</b>	Tent	No info	No info

## Livelihoods

- Most common source of income
- Most common strategies used to cope with lack of income / resources

Community	Most common source of income	Most common strategies used to cope with lack of income / resources
<b>Karak</b>	Daily employment Business/trade Support from family/friends	Children sent to work/beg Borrowing from family/friends Selling household assets
<b>Mseifra</b>	Daily employment Business/trade Support from family/friends	Children sent to work/beg Borrowing from family/friends Selling household assets
<b>Sahwa</b>	Daily employment Business/trade Support from family/friends	Children sent to work/beg Borrowing from family/friends Selling household assets
<b>Um Walad</b>	Daily employment Business/trade Support from family/friends	Children sent to work/beg Borrowing from family/friends Selling household assets

## NFIs

Community	Butane (cannister)	Coal (1kg)	Diesel (1 litre)	Firewood (tonne)	Cement (50kg)	Floor mat (3*4m)	Plastic tarpaulin (1m²)	Tent (5 persons)
<b>Karak</b>	B 8500 SYP	C NA	D 425 SYP	F 80000 SYP	NA	NA	NA	NA
<b>Mseifra</b>	B 8800 SYP	C NA	D 450 SYP	F 85000 SYP	NA	NA	NA	NA
<b>Sahwa</b>	B 9700 SYP	C NA	D 475 SYP	F 85000 SYP	NA	NA	NA	NA
<b>Um Walad</b>	B 8500 SYP	C NA	D 450 SYP	F 85000 SYP	NA	NA	NA	NA

- Most common electricity source
- Main network
- Generator
- No source
- Solar alternative
- No information
- Fuel Prices (SYP)\*
- B** Butane (cannister)
- C** Coal (1kg)
- D** Diesel (1 litre)
- F** Firewood (tonne)
- NFI Prices (SYP)\*
- Cement (50kg)
- Floor mat (3\*4m)
- Plastic tarpaulin (1m²)
- Tent (5 persons)
- NA: not available for purchase

- Most common strategies used to cope with a lack of fuel

# Mseifra, Dar'a Governorate

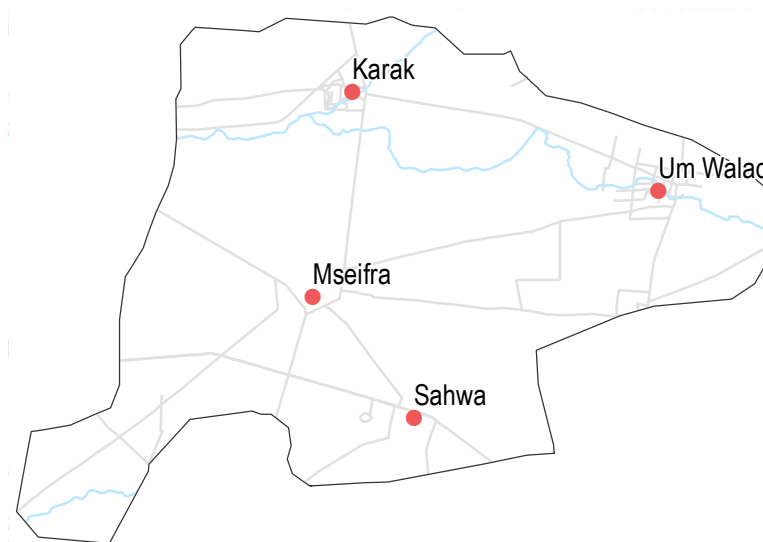
# August 2017

## WASH

- Most common water source**
- Status of water source**
- Water is safe to drink
  - Water tastes/smells bad
  - People sick after drinking
  - No information
- Sufficiency of available water to meet household needs**
- Sufficient
  - Insufficient
  - No information
- Most common method of garbage disposal**

- Karak**
- Water trucking
  - Public free collection
- Mseifra**
- Network
  - Public free collection
- Sahwa**
- Network
  - Public free collection
- Um Walad**
- Network
  - Public free collection

• 4/4 communities assessed : Karak, Mseifra, Sahwa, Um Walad



## Education

- Status of primary schools in village**
- Functioning
  - Not functioning
  - Not available
  - No information
- Barriers to accessing education services**
- Karak: Most children accessed education
  - Mseifra: Most children accessed education

- Sahwa**
- Most children accessed education
- Um Walad**
- Most children accessed education

## Health

	Most common health problems	Most common barriers to accessing healthcare
<b>Karak</b>	Diarrhoea Communicable diseases Chronic diseases	No facilities in the area High cost of transportation Lack of transportation
<b>Mseifra</b>	Communicable diseases Chronic diseases Acute respiratory infections	No difficulties reported
<b>Sahwa</b>	Diarrhoea Communicable diseases Acute respiratory infections	No facilities in the area High cost of transportation Lack of transportation
<b>Um Walad</b>	Diarrhoea Communicable diseases Acute respiratory infections	No facilities in the area High cost of transportation Lack of transportation

## Food Security

### Karak

- Bread: 100 SYP
  - Rice: 600 SYP
  - Lentils: 475 SYP
  - Sugar: 400 SYP
  - Cooking oil: 875 SYP
- Public bakeries
  - No difficulties reported
  - Private bakeries unavailable

### Mseifra

- Bread: 125 SYP
  - Rice: 550 SYP
  - Lentils: 375 SYP
  - Sugar: 375 SYP
  - Cooking oil: 800 SYP
- Public bakeries
  - No difficulties reported
  - Private bakeries unavailable

### Sahwa

- Bread: 125 SYP
  - Rice: 550 SYP
  - Lentils: 450 SYP
  - Sugar: 400 SYP
  - Cooking oil: 800 SYP
- Public bakeries
  - No difficulties reported
  - Private bakeries unavailable

### Um Walad

- Bread: 125 SYP
  - Rice: 600 SYP
  - Lentils: 450 SYP
  - Sugar: 400 SYP
  - Cooking oil: 900 SYP
- Public bakeries
  - No difficulties reported
  - Private bakeries unavailable

### Main challenges to obtaining food

- No challenges
- Some foods unavailable
- Local production decreased
- Lack of access to markets
- Some foods expensive
- Lack of resources to buy food
- Lack of access to fuel
- Cooking fuel unavailable
- No information

Bread (public): 1 pack  
Rice: 1kg  
Lentils: 1kg  
Sugar: 1kg  
Cooking oil: 1 litre

### Access to bread

- Most common source of bread
- Most common barriers to accessing bread
- Number of days, per month, where bread from private bakeries was unavailable

# Mzeireb 1/2, Dar'a Governorate

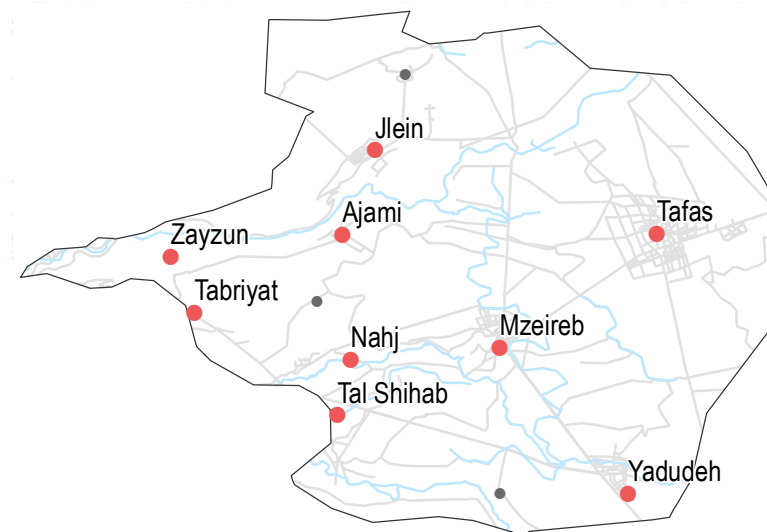
# August 2017

## Displacement

- % of pre-conflict population remaining
- % of population that are female
- % of female-headed households
- IDPs living in village
- New IDP arrivals
- Returnees

Community	% of pre-conflict population remaining	% of population that are female	% of female-headed households	IDPs living in village	New IDP arrivals	Returnees
<b>Ajami</b>	76-100%	26-50%	1-25%	Yes	No	No
<b>Jlein</b>	1-25%	None	No info	Yes	No info	No
<b>Mzeireb</b>	51-75%	26-50%	1-25%	Yes	Yes	No
<b>Nahj</b>	76-100%	26-50%	1-25%	Yes	No info	Yes
<b>Tabriyat</b>	76-100%	26-50%	1-25%	Yes	No	No

9/9 communities assessed (4 communities are shown on the next factsheet): Ajami, Jlein, Mzeireb, Nahj, Tabriyat



## NFIs

Community	B	C	D	F
<b>Ajami</b>	8500 SYP	500 SYP	530 SYP	NA
<b>Nahj</b>	8500 SYP	500 SYP	525 SYP	NA
<b>Jlein</b>	NA	NA	NA	NA
<b>Mzeireb</b>	8500 SYP	325 SYP	350 SYP	55000 SYP
<b>Tabriyat</b>	8500 SYP	500 SYP	525 SYP	NA

- Most common electricity source
- Main network
  - Generator
  - No source
  - Solar alternative
  - No information
- Fuel Prices (SYP)\*
- B** Butane (cannister)
  - C** Coal (1kg)
  - D** Diesel (1 litre)
  - F** Firewood (tonne)
- NFI Prices (SYP)\*
- Cement (50kg)
  - Floor mat (3\*4m)
  - Plastic tarpaulin (1m<sup>2</sup>)
  - Tent (5 persons)
- NA: not available for purchase

## Shelter

- Most common shelter
- Independent apartment or house
  - Shared apartment or house
  - Unfinished apartment or house
  - Tent
  - Private space not for shelter
  - Cave/natural shelter
  - Collective public space not for shelter
  - No IDPs
  - No information
- Min - Max: rent paid per room (where known)

Community	NDPs	IDPs
<b>Ajami</b>	10000 - 15000 SYP	10000 - 15000 SYP
<b>Nahj</b>	10000 - 15000 SYP	No info
<b>Jlein</b>	No info	No info
<b>Tabriyat</b>	No info	No info
<b>Mzeireb</b>	No info	No info

## Livelihoods

Most common source of income

Most common strategies used to cope with lack of income / resources

Community	Most common source of income	Most common strategies used to cope with lack of income / resources
<b>Ajami</b>	Daily employment Farm owning Business/trade	Children sent to work/beg Borrowing from family/friends
<b>Jlein</b>	No info	Skipping meals Reducing meal size Spending days without eating
<b>Mzeireb</b>	Daily employment Farm owning Business/trade	Children sent to work/beg Taking loans/buying on credit Borrowing from family/friends
<b>Nahj</b>	Daily employment Farm owning Business/trade	Children sent to work/beg Borrowing from family/friends
<b>Tabriyat</b>	Farm owning Business/trade Remittances	Children sent to work/beg Borrowing from family/friends

**Ajami**  
No lack of fuel

**Jlein**  
Cutting trees  
Burning furniture not in use

**Mzeireb**  
No lack of fuel

Most common strategies used to cope with a lack of fuel

**Nahj**  
No lack of fuel

**Tabriyat**  
No lack of fuel

# Mzeireb 1/2, Dar'a Governorate

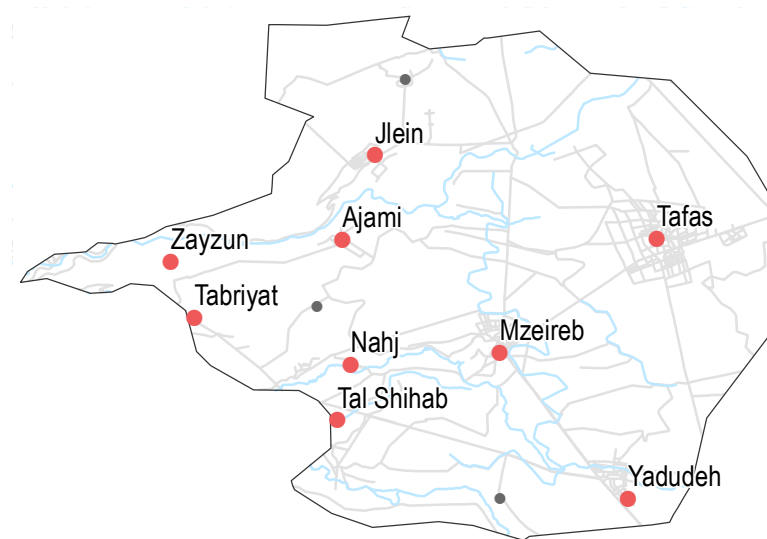
# August 2017

## WASH

- Most common water source**
- Water is safe to drink
  - Water tastes/smells bad
  - People sick after drinking
  - No information
- Sufficiency of available water to meet household needs**
- Sufficient
  - Insufficient
  - No information
- Most common method of garbage disposal**
- Buried / burned

- Ajami**
- Protected spring
  - Public free collection
- Jlein**
- Closed well
  - Left in street / public area
- Mzeireb**
- Water trucking
  - Private paid collection
- Nahj**
- Water trucking
  - Public free collection
- Tabriyat**
- Water trucking
  - Buried / burned

9/9 communities assessed (4 communities are shown on the next factsheet): Ajami, Jlein, Mzeireb, Nahj, Tabriyat



## Education

- Status of primary schools in village**
- Functioning
  - Not functioning
  - Not available
  - No information
- Barriers to accessing education services**
- Some facilities destroyed
  - Unsafe route to services

- Mzeireb**
- Most children accessed education
- Nahj**
- Most children accessed education
- Ajami**
- Most children accessed education
- Tabriyat**
- Most children accessed education

## Health

	Most common health problems	Most common barriers to accessing healthcare
<b>Ajami</b>	Diarrhoea Fever	No facilities in the area High cost of transportation Lack of transportation
<b>Jlein</b>	Chronic diseases Symptoms of psychological trauma	No facilities in the area
<b>Mzeireb</b>	Disabilities Chronic diseases Severe diseases affecting those aged less than 5	No difficulties reported
<b>Nahj</b>	Diarrhoea Communicable diseases Fever	No facilities in the area High cost of transportation
<b>Tabriyat</b>	Diarrhoea Acute respiratory infections Fever	No facilities in the area High cost of transportation Lack of transportation

## Food Security

- Ajami**
- Bread: no info
  - Rice: 800 SYP
  - Lentils: 500 SYP
  - Sugar: 500 SYP
  - Cooking oil: 1000 SYP
- Jlein**
- Bread: no info
  - Rice: no info
  - Lentils: no info
  - Sugar: no info
  - Cooking oil: no info
- Mzeireb**
- Bread: no info
  - Rice: 600 SYP
  - Lentils: 365 SYP
  - Sugar: 375 SYP
  - Cooking oil: 750 SYP
- Nahj**
- Bread: no info
  - Rice: 750 SYP
  - Lentils: 450 SYP
  - Sugar: 450 SYP
  - Cooking oil: 1000 SYP
- Tabriyat**
- Bread: no info
  - Rice: 750 SYP
  - Lentils: 450 SYP
  - Sugar: 450 SYP
  - Cooking oil: 1000 SYP
- Main challenges to obtaining food**
- No challenges
  - Some foods unavailable
  - Local production decreased
  - Lack of access to markets
  - Some foods expensive
  - Lack of resources to buy food
  - Lack of access to fuel
  - Cooking fuel unavailable
  - No information
- Access to bread**
- Most common source of bread
  - Most common barriers to accessing bread
  - Number of days, per month, where bread from private bakeries was unavailable

# Mzeireb 2/2, Dar'a Governorate

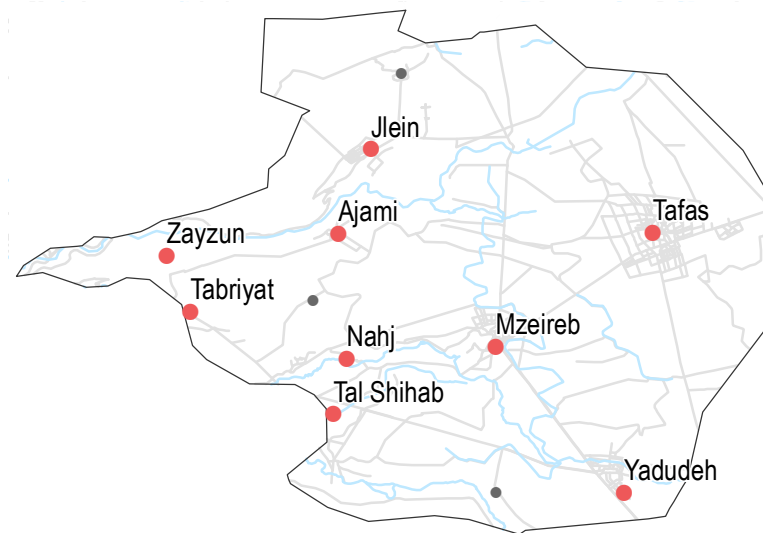
# August 2017

## Displacement

- % of pre-conflict population remaining
- % of population that are female
- % of female-headed households
- IDPs living in village
- New IDP arrivals
- Returnees

Community	% of pre-conflict population remaining	% of population that are female	% of female-headed households	IDPs living in village	New IDP arrivals	Returnees
<b>Tafas</b>	76-100%	51-75%	1-25%	Yes	Yes	No
<b>Tal Shihab</b>	76-100%	51-75%	1-25%	Yes	No	No
<b>Yadudeh</b>	51-75%	26-50%	1-25%	Yes	No	No
<b>Zayzun</b>	51-75%	26-50%	1-25%	Yes	No	No

• 9/9 communities assessed (5 communities are shown on the previous factsheet): Tafas, Tal Shihab, Yadudeh, Zayzun



## NFIs

Community	Lightbulb (Main network)	Generator	No source	Solar alternative
<b>Tafas</b>	B 9000 SYP	2850 SYP	C 375 SYP	D 290 SYP
<b>Zayzun</b>	B 8750 SYP	NA	C 400 SYP	D 290 SYP
<b>Tal Shihab</b>	B 8500 SYP	3500 SYP	C 500 SYP	D 510 SYP
<b>Yadudeh</b>	B 8900 SYP	NA	C 350 SYP	D 295 SYP

- Most common electricity source
- Main network
  - Generator
  - No source
  - Solar alternative
  - No information

Fuel Prices (SYP)\*

<b>B</b>	Butane (cannister)
<b>C</b>	Coal (1kg)
<b>D</b>	Diesel (1 litre)
<b>F</b>	Firewood (tonne)

NFI Prices (SYP)\*

	Cement (50kg)
	Floor mat (3*4m)
	Plastic tarpaulin (1m <sup>2</sup> )
	Tent (5 persons)

NA: not available for purchase

## Shelter

- Most common shelter
- Independent apartment or house
  - Shared apartment or house
  - Unfinished apartment or house
  - Tent
  - Private space not for shelter
  - Cave/natural shelter
  - Collective public space not for shelter
  - No IDPs
  - No information
- Min - Max: rent paid per room (where known)

Community	NDPs	IDPs
<b>Tafas</b>		
<b>Tal Shihab</b>		
<b>Yadudeh</b>		
<b>Zayzun</b>		

## Livelihoods

- Most common source of income
- Most common strategies used to cope with lack of income / resources

Community	Most common source of income	Most common strategies used to cope with lack of income / resources
<b>Tafas</b>	Stable employment Daily employment Farm owning	Children sent to work/beg Taking loans/buying on credit Borrowing from family/friends
<b>Tal Shihab</b>	Daily employment Farm owning Business/trade	Children sent to work/beg Taking loans/buying on credit Borrowing from family/friends
<b>Yadudeh</b>	Daily employment Farm owning Business/trade	Taking loans/buying on credit Borrowing from family/friends
<b>Zayzun</b>	Daily employment Farm owning Allowances	Children sent to work/beg Taking loans/buying on credit Borrowing from family/friends

Community	Most common strategies used to cope with a lack of fuel
<b>Tafas</b>	No lack of fuel
<b>Tal Shihab</b>	No lack of fuel
<b>Zayzun</b>	No lack of fuel
<b>Yadudeh</b>	No lack of fuel

# Mzeireb 2/2, Dar'a Governorate

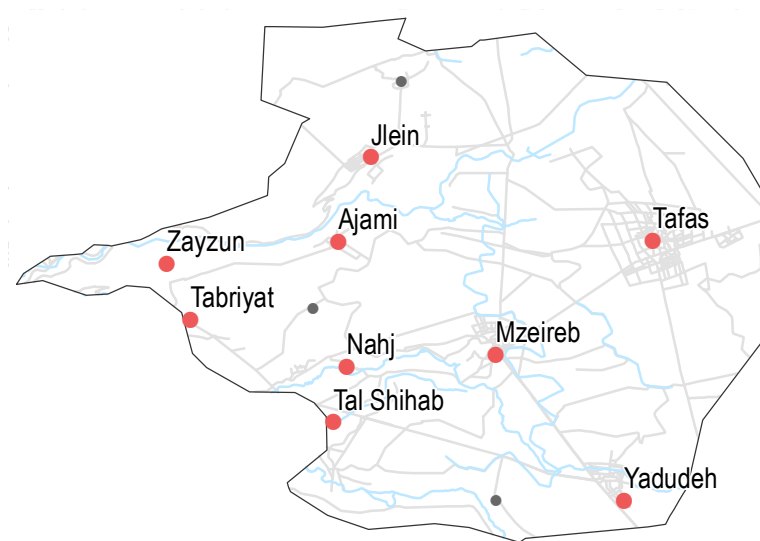
# August 2017

## WASH

- Most common water source**
- Status of water source**
- Water is safe to drink
  - Water tastes/smells bad
  - People sick after drinking
  - No information
- Sufficiency of available water to meet household needs**
- Sufficient
  - Insufficient
  - No information
- Most common method of garbage disposal**

- Tafas**
- Water trucking
  - Private paid collection
- Tal Shihab**
- Water trucking
  - Public free collection
- Yadudeh**
- Water trucking
  - Private paid collection
- Zayzun**
- Water trucking
  - Private paid collection

9/9 communities assessed (5 communities are shown on the previous factsheet): Tafas, Tal Shihab, Yadudeh, Zayzun



## Food Security

### Tafas

- Private bakeries
  - No difficulties reported
  - 0
- Bread: no info  
Rice: 600 SYP  
Lentils: 310 SYP  
Sugar: 370 SYP  
Cooking oil: 725 SYP

### Tal Shihab

- Public bakeries
  - No difficulties reported
  - 0
- Bread: no info  
Rice: 700 SYP  
Lentils: 400 SYP  
Sugar: 450 SYP  
Cooking oil: 900 SYP

### Yadudeh

- Shops
  - No difficulties reported
  - Private bakeries unavailable
- Bread: no info  
Rice: 600 SYP  
Lentils: 350 SYP  
Sugar: 350 SYP  
Cooking oil: 750 SYP

### Zayzun

- Shops
  - No difficulties reported
  - Private bakeries unavailable
- Bread: no info  
Rice: 600 SYP  
Lentils: 350 SYP  
Sugar: 350 SYP  
Cooking oil: 750 SYP

### Main challenges to obtaining food

- No challenges
- Some foods unavailable
- Local production decreased
- Lack of access to markets
- Some foods expensive
- Lack of resources to buy food
- Lack of access to fuel
- Cooking fuel unavailable
- No information

Bread (public): 1 pack  
Rice: 1kg  
Lentils: 1kg  
Sugar: 1kg  
Cooking oil: 1 litre

### Access to bread

- Most common source of bread
- Most common barriers to accessing bread
- Number of days, per month, where bread from private bakeries was unavailable

## Education

- Status of primary schools in village**
- Functioning
  - Not functioning
  - Not available
  - No information
- Barriers to accessing education services**
- Tafas: Most children accessed education
  - Tal Shihab: Most children accessed education

- Yadudeh: Most children accessed education
- Zayzun: Most children accessed education

## Health

- Most common health problems
- Most common barriers to accessing healthcare

### Tafas

- Chronic diseases
- Acute respiratory infections
- Symptoms of psychological trauma
- No difficulties reported

### Tal Shihab

- Diarrhoea
- Communicable diseases
- Fever
- No difficulties reported

### Yadudeh

- Disabilities
- Injuries
- Severe diseases affecting those aged less than 5
- Old age
- Disability/Injuries/Illness

### Zayzun

- Disabilities
- Chronic diseases
- Severe diseases affecting those aged less than 5
- No facilities in the area

# Nawa 1/2, Dar'a Governorate

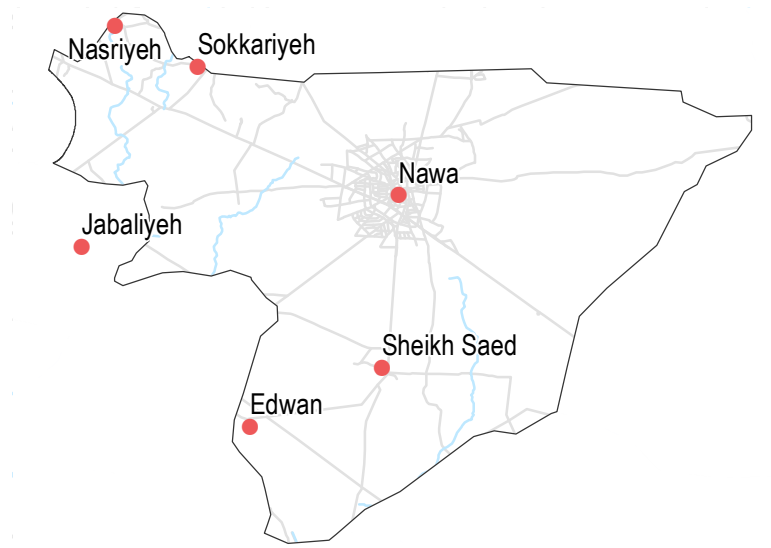
# August 2017

## Displacement

- % of pre-conflict population remaining
- % of population that are female
- % of female-headed households
- IDPs living in village
- New IDP arrivals
- Returnees

Community	% of pre-conflict population remaining	% of population that are female	% of female-headed households	IDPs living in village	New IDP arrivals	Returnees
<b>Edwan</b>	51-75%	51-75%	1-25%	Yes	No info	No
<b>Jabaliyeh</b>	51-75%	51-75%	26-50%	Yes	No info	No
<b>Nasriyeh</b>	76-100%	51-75%	1-25%	Yes	No	No

• 6/6 communities assessed (3 communities are shown on the next factsheet): Edwan, Jabaliyeh<sup>1</sup>, Nasriyeh



## Shelter

- Independent apartment or house
- Shared apartment or house
- Unfinished apartment or house
- Tent
- Private space not for shelter
- Cave/natural shelter
- Collective public space not for shelter
- No IDPs
- No information
- Min - Max: rent paid per room (where known)

Community	Most common shelter	NDPs	IDPs
<b>Edwan</b>	Independent apartment or house		
<b>Jabaliyeh</b>	Unfinished apartment or house		
<b>Nasriyeh</b>	Independent apartment or house		

2500 - 3000 SYP

## Livelihoods

- Most common source of income
- Most common strategies used to cope with lack of income / resources

Community	Most common source of income	Most common strategies used to cope with lack of income / resources
<b>Edwan</b>	Daily employment Savings	Borrowing from family/friends Skipping meals
<b>Jabaliyeh</b>	Daily employment Farm owning Remittances	Borrowing from family/friends Skipping meals Reducing meal size
<b>Nasriyeh</b>	Stable employment Daily employment Savings	Children sent to work/beg Borrowing from family/friends Skipping meals

## NFIs

### Edwan

<b>B</b> 9000 SYP	3000 SYP
<b>C</b> 350 SYP	500 SYP
<b>D</b> 400 SYP	1500 SYP
<b>F</b> 5000 SYP	75000 SYP

### Jabaliyeh

<b>B</b> 8100 SYP	NA
<b>C</b> 350 SYP	4000 SYP
<b>D</b> 525 SYP	3500 SYP
<b>F</b> 65000 SYP	NA

### Nasriyeh

<b>B</b> 8600 SYP	2800 SYP
<b>C</b> 350 SYP	450 SYP
<b>D</b> 350 SYP	1500 SYP
<b>F</b> 55000 SYP	75000 SYP

- Most common electricity source
- Main network
- Generator
- No source
- Solar alternative
- No information

- Fuel Prices (SYP)\*
- B** Butane (cannister)
- C** Coal (1kg)
- D** Diesel (1 litre)
- F** Firewood (tonne)

- NFI Prices (SYP)\*
- Cement (50kg)
- Floor mat (3\*4m)
- Plastic tarpaulin (1m<sup>2</sup>)
- Tent (5 persons)
- NA: not available for purchase

### Edwan

- Cutting trees
- Burning productive assets
- Burning clothes

### Jabaliyeh

- Cutting trees
- Burning furniture not in use
- Burning plastics

### Nasriyeh

- Cutting trees
- Burning productive assets

- Most common strategies used to cope with a lack of fuel

# Nawa 1/2, Dar'a Governorate

# August 2017

## WASH

**Most common water source**

**Status of water source**

- Water is safe to drink
- Water tastes/smells bad
- People sick after drinking
- No information

**Sufficiency of available water to meet household needs**

- Sufficient
- Insufficient
- No information

**Most common method of garbage disposal**

**Edwan**

- Closed well
- Buried / burned

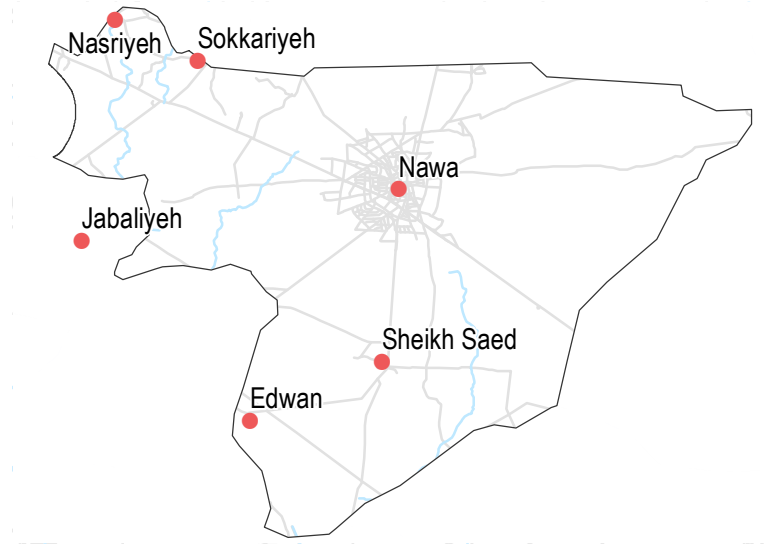
**Jabaliyeh**

- Closed well
- Left in street / public area

**Nasriyeh**

- Network
- Buried / burned

• 6/6 communities assessed (3 communities are shown on the next factsheet): Edwan, Jabaliyeh<sup>2</sup>, Nasriyeh



## Food Security

**Edwan**

- Bread: no info
- Rice: 550 SYP
- Lentils: 375 SYP
- Sugar: 400 SYP
- Cooking oil: 850 SYP

- Shops
- No difficulties reported
- Private bakeries unavailable

**Jabaliyeh**

- Bread: no info
- Rice: 450 SYP
- Lentils: 400 SYP
- Sugar: 400 SYP
- Cooking oil: 700 SYP

- Private bakeries
- High price of flour
- Flour not always available
- High price of wheat
- 1 to 10

**Nasriyeh**

- Bread: no info
- Rice: 500 SYP
- Lentils: 350 SYP
- Sugar: 375 SYP
- Cooking oil: 750 SYP

- Private bakeries
- No difficulties reported
- 1 to 10

**Main challenges to obtaining food**

- No challenges
- Some foods unavailable
- Local production decreased
- Lack of access to markets
- Some foods expensive
- Lack of resources to buy food
- Lack of access to fuel
- Cooking fuel unavailable
- No information

**Bread (public): 1 pack**

**Rice: 1kg**

**Lentils: 1kg**

**Sugar: 1kg**

**Cooking oil: 1 litre**

**Access to bread**

- Most common source of bread
- Most common barriers to accessing bread
- Number of days, per month, where bread from private bakeries was unavailable

## Education

**Status of primary schools in village**

- Functioning
- Not functioning
- Not available
- No information

**Barriers to accessing education services**

**Edwan**

Most children accessed education

**Nasriyeh**

Most children accessed education

**Jabaliyeh**

Most children accessed education

## Health

	Most common health problems	Most common barriers to accessing healthcare
<b>Edwan</b>	Chronic diseases Acute respiratory infections Severe diseases affecting those aged less than 5	No facilities in the area Old age
<b>Jabaliyeh</b>	Communicable diseases Chronic diseases Acute respiratory infections	No facilities in the area Security concerns around travel Family not permitting travel
<b>Nasriyeh</b>	Chronic diseases Acute respiratory infections Severe diseases affecting those aged less than 5	Security concerns around travel Old age

# Nawa 2/2, Dar'a Governorate

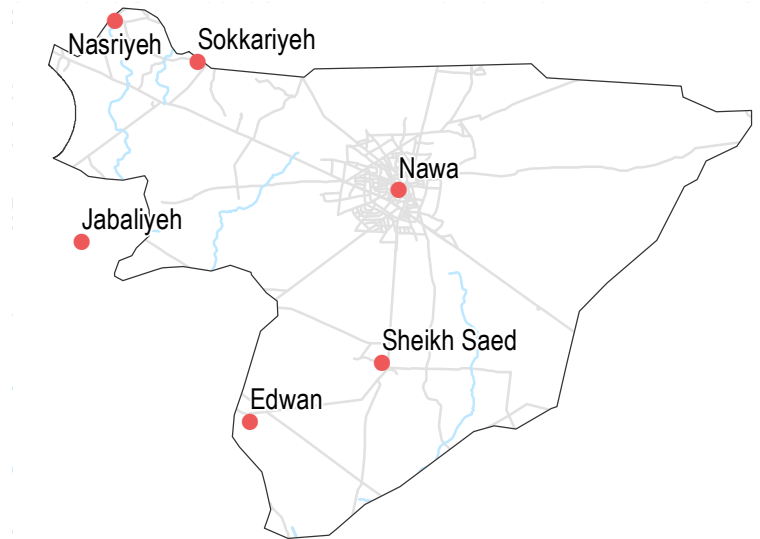
# August 2017

## Displacement

- % of pre-conflict population remaining
- % of population that are female
- % of female-headed households
- IDPs living in village
- New IDP arrivals
- Returnees

Nawa		
51-75%	51-75%	26-50%
Yes	No info	No
Sheikh Saed		
51-75%	51-75%	1-25%
Yes	No	No
Sokkariyeh		
76-100%	51-75%	1-25%
Yes	No info	No

• 6/6 communities assessed (3 communities are shown on the previous factsheets): Nawa, Sheikh Saed, Sokkariyeh



## Shelter

- Independent apartment or house
- Shared apartment or house
- Unfinished apartment or house
- Tent
- Private space not for shelter
- Cave/natural shelter
- Collective public space not for shelter
- No IDPs
- No information
- Min - Max: rent paid per room (where known)

Nawa	
NDPs	IDPs
15000 - 20000 SYP	
Sheikh Saed	
NDPs	IDPs
No info	
Sokkariyeh	
NDPs	IDPs
No info	

## Livelihoods

Most common source of income

Most common strategies used to cope with lack of income / resources

Community	Most common source of income	Most common strategies used to cope with lack of income / resources
Nawa	Daily employment Farm owning Remittances	Borrowing from family/friends Skipping meals Reducing meal size
Sheikh Saed	Daily employment Business/trade Support from family/friends	Children sent to work/beg Borrowing from family/friends Selling household assets
Sokkariyeh	Daily employment Business/trade	Children sent to work/beg Borrowing from family/friends

## NFIs

Nawa

<b>B</b> 8000 SYP	2000 SYP
<b>C</b> 350 SYP	4000 SYP
<b>D</b> 525 SYP	3500 SYP
<b>F</b> 65000 SYP	NA

Sheikh Saed

<b>B</b> 8500 SYP	NA
<b>C</b> NA	NA
<b>D</b> 400 SYP	400 SYP
<b>F</b> 75000 SYP	NA

Sokkariyeh

<b>B</b> 8500 SYP	NA
<b>C</b> 500 SYP	NA
<b>D</b> 450 SYP	425 SYP
<b>F</b> 65000 SYP	NA

Most common electricity source

- Main network
- Generator
- No source
- Solar alternative
- No information

Fuel Prices (SYP)\*

- B** Butane (cannister)
- C** Coal (1kg)
- D** Diesel (1 litre)
- F** Firewood (tonne)

NFI Prices (SYP)\*

- Cement (50kg)
- Floor mat (3\*4m)
- Plastic tarpaulin (1m<sup>2</sup>)
- Tent (5 persons)

NA: not available for purchase

Nawa

- Cutting trees
- Burning furniture not in use
- Burning plastics

Sheikh Saed

- Cutting trees
- Burning productive assets
- Burning plastics

Sokkariyeh

- Burning productive assets
- Burning waste

Most common strategies used to cope with a lack of fuel

# Nawa 2/2, Dar'a Governorate

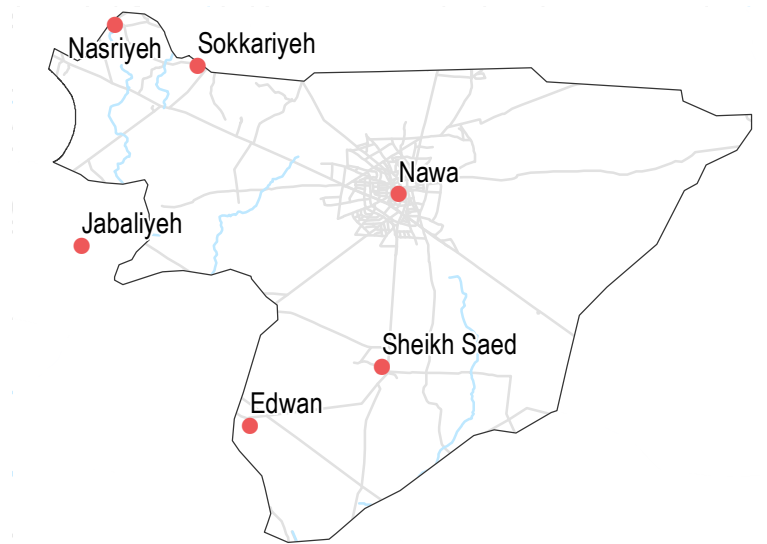
# August 2017

## WASH

- Most common water source**
- Status of water source**
- Water is safe to drink
  - Water tastes/smells bad
  - People sick after drinking
  - No information
- Sufficiency of available water to meet household needs**
- Sufficient
  - Insufficient
  - No information
- Most common method of garbage disposal**

- Nawa**
- Closed well
  - Public free collection
- Sheikh Saed**
- Network
  - Public free collection
- Sokkariyeh**
- Closed well
  - Buried / burned

• 6/6 communities assessed (3 communities are shown on the previous factsheets): Nawa, Sheikh Saed, Sokkariyeh



## Food Security

### Nawa

- Private bakeries
- No difficulties reported
- Bread: no info
- Rice: 450 SYP
- Lentils: 400 SYP
- Sugar: 400 SYP
- Cooking oil: 700 SYP

### Sheikh Saed

- Public bakeries
- No difficulties reported
- Private bakeries unavailable
- Bread: 150 SYP
- Rice: 550 SYP
- Lentils: no info
- Sugar: 400 SYP
- Cooking oil: 800 SYP

### Sokkariyeh

- Private bakeries
- No difficulties reported
- Bread: no info
- Rice: 600 SYP
- Lentils: 425 SYP
- Sugar: 375 SYP
- Cooking oil: 750 SYP

### Main challenges to obtaining food

- No challenges
- Some foods unavailable
- Local production decreased
- Lack of access to markets
- Some foods expensive
- Lack of resources to buy food
- Lack of access to fuel
- Cooking fuel unavailable
- No information

Bread (public): 1 pack  
Rice: 1kg  
Lentils: 1kg  
Sugar: 1kg  
Cooking oil: 1 litre

### Access to bread

- Most common source of bread
- Most common barriers to accessing bread
- Number of days, per month, where bread from private bakeries was unavailable

## Education

- Status of primary schools in village**
- Functioning
  - Not functioning
  - Not available
  - No information
- Barriers to accessing education services**

**Sokkariyeh**  
Most children accessed education

**Nawa**  
Most children accessed education

**Sheikh Saed**  
Lack of teaching staff  
Unsafe route to services

## Health

**Most common health problems**

**Most common barriers to accessing healthcare**

### Nawa

Communicable diseases  
Chronic diseases  
Acute respiratory infections

No facilities in the area  
Security concerns around travel  
Family not permitting travel

### Sheikh Saed

Diarrhoea  
Communicable diseases  
Acute respiratory infections

No facilities in the area  
High cost of transportation  
Lack of transportation

### Sokkariyeh

Chronic diseases  
Injuries  
Severe diseases affecting those aged less than 5

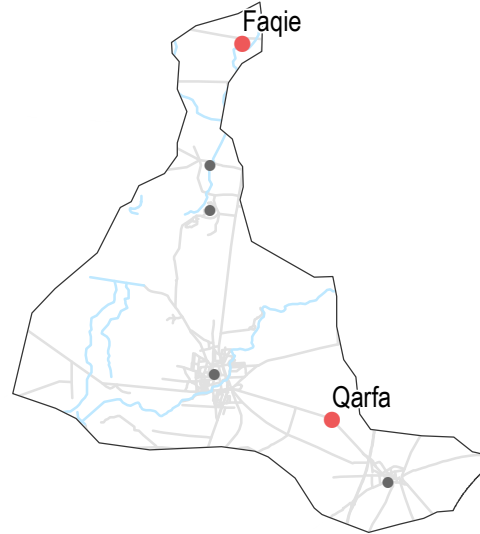
No facilities in the area

**Displacement**

- % of pre-conflict population remaining
- % of population that are female
- % of female-headed households
- IDPs living in village
- New IDP arrivals
- Returnees

<b>Faqie</b>	51-75%	1-25%	1-25%
	Yes	No info	No
<b>Qarfa</b>	51-75%	51-75%	1-25%
	Yes	No	No

• 2/6 communities assessed : Faqie, Qarfa



**Shelter**

- Independent apartment or house
  - Shared apartment or house
  - Unfinished apartment or house
  - Tent
  - Private space not for shelter
  - Cave/natural shelter
  - Collective public space not for shelter
  - No IDPs
  - No information
- Min - Max: rent paid per room (where known)

<b>Faqie</b>	NDPs	IDPs
	No info	
<b>Qarfa</b>	NDPs	IDPs
	2500 - 3000 SYP	

**Livelihoods**

	Most common source of income	Most common strategies used to cope with lack of income / resources
<b>Faqie</b>	Stable employment Farm owning Remittances	Borrowing from family/friends Skipping meals Reducing meal size
<b>Qarfa</b>	Stable employment Daily employment Savings	Children sent to work/beg Borrowing from family/friends Skipping meals

**NFIs**

**Faqie**

<b>B</b> 3200 SYP	NA
<b>C</b> 350 SYP	4000 SYP
<b>D</b> 175 SYP	3500 SYP
<b>F</b> 70000 SYP	NA

**Qarfa**

<b>B</b> 2800 SYP	2500 SYP
<b>C</b> 350 SYP	450 SYP
<b>D</b> 200 SYP	1500 SYP
<b>F</b> 50000 SYP	75000 SYP

- Most common electricity source
- Main network
  - Generator
  - No source
  - Solar alternative
  - No information
- Fuel Prices (SYP)\*
- B** Butane (cannister)
  - C** Coal (1kg)
  - D** Diesel (1 litre)
  - F** Firewood (tonne)
- NFI Prices (SYP)\*
- Cement (50kg)
  - Floor mat (3\*4m)
  - Plastic tarpaulin (1m<sup>2</sup>)
  - Tent (5 persons)
- NA: not available for purchase

**Faqie**  
No lack of fuel

**Qarfa**  
No lack of fuel

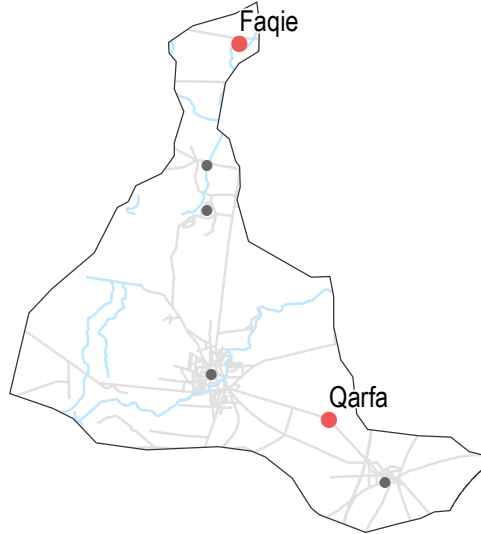
Most common strategies used to cope with a lack of fuel

**WASH**

- Most common water source
- Status of water source
- Water is safe to drink
  - Water tastes/smells bad
  - People sick after drinking
  - No information
- Sufficiency of available water to meet household needs
- Sufficient
  - Insufficient
  - No information
- Most common method of garbage disposal

- Faqie**
- Closed well
  - Public free collection
- Qarfa**
- Network
  - Public free collection

• 2/6 communities assessed : Faqie, Qarfa



**Food Security**

**Faqie**

- Public bakeries
  - No difficulties reported
  - 0
- Bread: 100 SYP  
 Rice: 400 SYP  
 Lentils: 400 SYP  
 Sugar: 400 SYP  
 Cooking oil: 700 SYP

**Qarfa**

- Private bakeries
  - No difficulties reported
  - 0
- Bread: 50 SYP  
 Rice: 500 SYP  
 Lentils: 350 SYP  
 Sugar: 375 SYP  
 Cooking oil: 750 SYP

Main challenges to obtaining food

- No challenges
  - Some foods unavailable
  - Local production decreased
  - Lack of access to markets
  - Some foods expensive
  - Lack of resources to buy food
  - Lack of access to fuel
  - Cooking fuel unavailable
  - No information
- Bread (public): 1 pack  
 Rice: 1kg  
 Lentils: 1 kg  
 Sugar: 1kg  
 Cooking oil: 1 litre

- Access to bread
- Most common source of bread
  - Most common barriers to accessing bread
  - Number of days, per month, where bread from private bakeries was unavailable

**Education**

- Status of primary schools in village
- Functioning
  - Not functioning
  - Not available
  - No information
- Barriers to accessing education services

**Faqie**  
 Most children accessed education

**Qarfa**  
 Most children accessed education

**Health**

- Most common health problems
- Most common barriers to accessing healthcare

**Faqie**

- Communicable diseases
- Chronic diseases
- Acute respiratory infections

No difficulties reported

**Qarfa**

- Chronic diseases
- Acute respiratory infections
- Severe diseases affecting those aged less than 5

- Old age
- Disability/Injuries/Illness

# Tassil, Dar'a Governorate

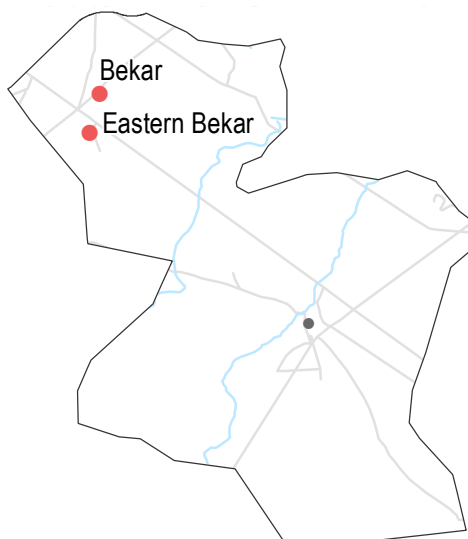
# August 2017

## Displacement

- % of pre-conflict population remaining
- % of population that are female
- % of female-headed households
- IDPs living in village
- New IDP arrivals
- Returnees

<b>Bekar</b>					
76-100%	26-50%	1-25%	Yes	No	No
<b>Eastern Bekar</b>					
76-100%	26-50%	1-25%	Yes	No	No

• 2/3 communities assessed : Bekar, Eastern Bekar



## Shelter

- Independent apartment or house
  - Shared apartment or house
  - Unfinished apartment or house
  - Tent
  - Private space not for shelter
  - Cave/natural shelter
  - Collective public space not for shelter
  - No IDPs
  - No information
- Min - Max: rent paid per room (where known)

<b>Bekar</b>	
NDPs	IDPs
No info	
<b>Eastern Bekar</b>	
NDPs	IDPs
No info	

## Livelihoods

Most common source of income

Most common strategies used to cope with lack of income / resources

**Bekar**

Farm owning  
Business/trade  
Savings

Children sent to work/beg  
Borrowing from family/friends

**Eastern Bekar**

Daily employment  
Business/trade  
Savings

Children sent to work/beg  
Borrowing from family/friends

## NFIs

**Bekar**

<b>B</b> 9000 SYP	3500 SYP
<b>C</b> NA	NA
<b>D</b> 500 SYP	NA
<b>F</b> NA	NA

**Eastern Bekar**

<b>B</b> 9000 SYP	NA
<b>C</b> NA	NA
<b>D</b> 530 SYP	NA
<b>F</b> NA	NA

Most common electricity source

- Main network
- Generator
- No source
- Solar alternative
- No information

Fuel Prices (SYP)\*

- B** Butane (cannister)
- C** Coal (1kg)
- D** Diesel (1 litre)
- F** Firewood (tonne)

NFI Prices (SYP)\*

- Cement (50kg)
- Floor mat (3\*4m)
- Plastic tarpaulin (1m<sup>2</sup>)
- Tent (5 persons)

NA: not available for purchase

**Bekar**

No lack of fuel

**Eastern Bekar**

No lack of fuel

Most common strategies used to cope with a lack of fuel

# Tassil, Dar'a Governorate

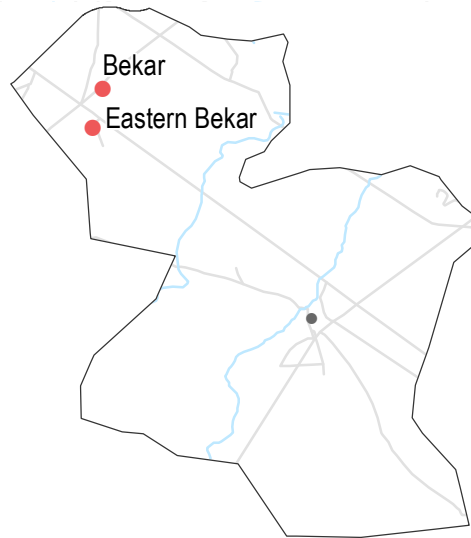
# August 2017

## WASH

- Most common water source
- Status of water source
  - Water is safe to drink
  - Water tastes/smells bad
  - People sick after drinking
- No information
- Sufficiency of available water to meet household needs
  - Sufficient
  - Insufficient
  - No information
- Most common method of garbage disposal

- Bekar**
- Water trucking
  - Buried / burned
- Eastern Bekar**
- Water trucking
  - Buried / burned

• 2/3 communities assessed : Bekar, Eastern Bekar



## Food Security

### Bekar

- Bread: no info
- Rice: 750 SYP
- Lentils: 450 SYP
- Sugar: 450 SYP
- Cooking oil: 1000 SYP
- Shops
- Yeast not always available
- Flour not always available
- Private bakeries unavailable

### Eastern Bekar

- Bread: no info
- Rice: 800 SYP
- Lentils: 450 SYP
- Sugar: 475 SYP
- Cooking oil: 100 SYP
- Shops
- Yeast not always available
- Flour not always available
- Private bakeries unavailable

### Main challenges to obtaining food

- No challenges
- Some foods unavailable
- Local production decreased
- Lack of access to markets
- Some foods expensive
- Lack of resources to buy food
- Lack of access to fuel
- Cooking fuel unavailable
- No information

Bread (public): 1 pack  
 Rice: 1kg  
 Lentils: 1kg  
 Sugar: 1kg  
 Cooking oil: 1 litre

Access to bread

- Most common source of bread
- Most common barriers to accessing bread
- Number of days, per month, where bread from private bakeries was unavailable

## Education

- Status of primary schools in village
  - Functioning
  - Not functioning
  - Not available
  - No information
- Barriers to accessing education services

**Bekar**  
 Most children accessed education

**Eastern Bekar**  
 No spaces available

## Health

- Most common health problems
- Most common barriers to accessing healthcare

### Bekar

Diarrhoea  
 Chronic diseases  
 Fever

No facilities in the area  
 High cost of transportation  
 Lack of transportation

### Eastern Bekar

Diarrhoea  
 Acute respiratory infections  
 Fever

No facilities in the area  
 High cost of transportation  
 Lack of transportation