

General Overview

Communities assessed: 263
Total IDP arrivals: 33,849
Total IDP departures: 37,050
Total SR* arrivals: 58,061

Top 5 shelter types of new IDP arrivals:

(1) Solid/finished house	11,521 IDPs
(2) Individual tent	7,720 IDPs
(3) Unfinished/damaged building	5,993 IDPs
(4) Solid/finished apartment	2,610 IDPs
(5) Managed camp	1,348 IDPs

*SR: Spontaneous Returns (to Community of Origin) refers to an IDP or refugee who returns to the community that they originated from, but not necessarily to their place of habitual residence and does not enjoy the complete rights they had prior to displacement. SRs intend to remain in the community for an undetermined period.

Top 5 ISMI-Covered Arrivals:

Departure community (governorate):	Total IDPs:	Destination community (governorate):
(1) Kawkab (Hama)	713 IDPs	Kafr Karmin (Aleppo)
(2) Maarzita (Idleb)	713 IDPs	Batbu (Aleppo)
(3) Aqrabat (Idleb)	456 IDPs	Halbeh (Idleb)
(4) Atma (Idleb)	456 IDPs	Maar Dibsi (Idleb)
(5) Dana (Idleb)	456 IDPs	Maar Shurin (Idleb)

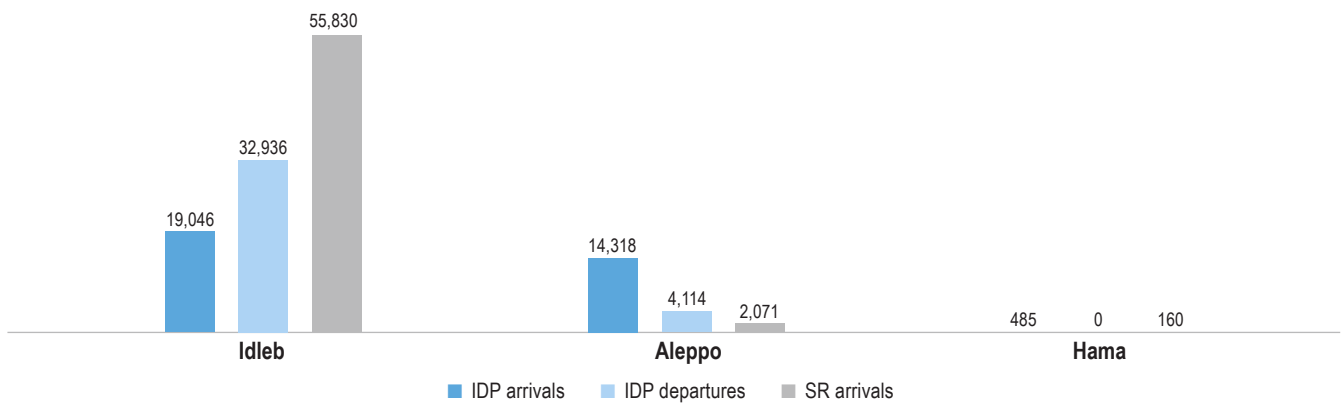
Latest Developments:

- After a decrease in violent clashes in south-east Idleb,¹ the governorate witnessed 55,830 spontaneous returns (SRs). A majority of these returned from north-east Idleb to Ma'arrat An Nu'man (36,310) and Saraqab (14,393) sub-districts, following significant displacements from those areas in the first half of February. 97% of these SRs arrived to their former homes.
- Assessed communities in Idleb governorate witnessed the arrival of 19,046 IDPs, 41% of whom to Saraqab (7,766) and 29% to Ma'arrat An Nu'man (5,589) sub-districts.
- Meanwhile, assessed communities in Aleppo governorate witnessed the arrival of 14,318 IDPs, most commonly to Atareb (6,955), Daret Azza (3,593) and A'zaz (2,468) sub-districts. Notably, 1,710 IDPs reportedly arrived to A'zaz community from Afrin district, following military developments in north-west Aleppo.

¹UNOCHA, Turkey | Syria: Recent Developments in Northwestern Syria (as of 13 February 2018)

Overall Movements

Total IDP arrivals, IDP departures and SR arrivals by governorate:



Last place of departure of IDP arrivals:



Intended destinations of IDP departures:



Last place of departure of SR arrivals:



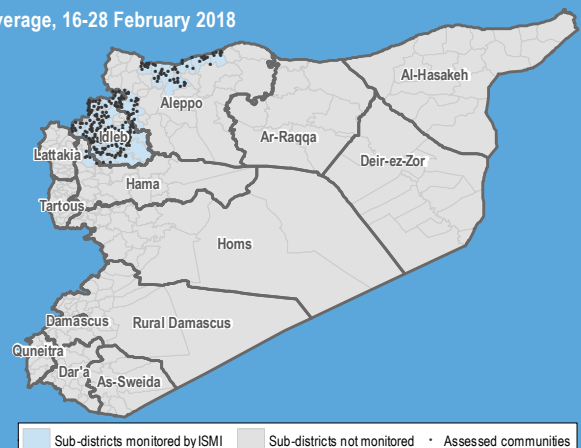
About ISMI & This Factsheet

The IDP Situation Monitoring Initiative (ISMI) is an initiative of the Camp Coordination and Camp Management (CCCM) Cluster, implemented by REACH and supported by cluster members.

Following a baseline assessment conducted at the end of 2016, weekly/bi-weekly data collection cycles were initiated. This factsheet presents an overview of reported inward and outward movements of IDPs from 16 to 28 February 2018. Such displacements were reported in 263 communities in sub-districts monitored by ISMI. The coverage map in this section shows the sub-districts that were monitored for the most recent round of data collection, as well as the communities reporting movements. ISMI monitoring coverage varies over time depending on access. Displacements are identified through an extensive key informant (KI) network, either from alerts initiated by KIs or from follow-up by enumerators. At least two KIs are interviewed in each assessed community, and collected information is further triangulated through other sources, including CCCM member data and humanitarian updates. This approach allows for regular updates on IDP movements at the community level across sub-districts monitored by ISMI in northwest Syria.

The data used for this product was collected, triangulated and verified based on submissions from ISMI's network and select CCCM cluster members following the ISMI methodology. Due to differences in methodology and coverage, figures presented in this output may differ from official CCCM Cluster or UNHCR data. All data is for humanitarian use only.

Coverage, 16-28 February 2018



Idleb

Communities assessed:	176
Total IDP arrivals:	19,046
Total IDP departures:	32,936
Total SR arrivals:	55,830

Top 3 shelter types of IDP arrivals:

(1) Solid/finished house	6,439 IDPs
(2) Individual tent	4,298 IDPs
(3) Unfinished/damaged building	4,213 IDPs

Vulnerable groups among IDP arrivals:²



IDP Arrivals

Sub-districts with most arrivals (# IDPs):

Saraqab	7,766
Ma'arrat An Nu'man	5,589
Darkosh	1,454
Armanaz	937
Heish	656

IDP Departures³

Sub-districts with most departures (# IDPs):

Ariha	6,904
Dana	6,854
Ehsem	6,187
Kafr Nobol	4,196
Idleb	3,044

SR Arrivals

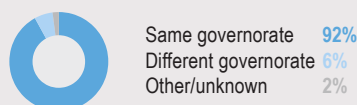
Sub-districts with most SR arrivals:

Ma'arrat An Nu'man	36,310
Saraqab	14,393
Heish	4,333
Mhambal	371
Abul Thohur	337

Last sub-district of departure of arrivals (# IDPs):

Dana	5,422
Sanjar	1,502
Ma'arrat An Nu'man	1,370
Abul Thohur	1,240
Ariha	976

Intended destinations of departures:



SRs returning to former homes:⁴

Ma'arrat An Nu'man	35,169
Saraqab	14,392
Heish	4,332
Mhambal	342
Abul Thohur	336

Aleppo⁵

Communities assessed:	82
Total IDP arrivals:	14,318
Total IDP departures:	4,114
Total SR arrivals:	2,071

Top 3 shelter types of IDP arrivals:

(1) Solid/finished house	5,034 IDPs
(2) Individual tent	3,302 IDPs
(3) Solid/finished apartment	1,618 IDPs

Vulnerable groups among IDP arrivals:²



IDP Arrivals

Sub-districts with most arrivals (# IDPs):

Atareb	6,955
Daret Azza	3,593
A'zaz	2,468
Suran	359
Aghtrin	269

IDP Departures³

Sub-districts with most departures (# IDPs):

Atareb	1,725
Zarbah	885
A'zaz	547
Al Bab	263
Jarablus	239

SR Arrivals

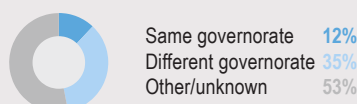
Sub-districts with most SR arrivals:

A'zaz	1,397
Daret Azza	513
Ghandorah	69
Jarablus	63
Ar-Ra'ee	29

Last sub-district of departure of arrivals (# IDPs):

Tall Ed-daman	1,568
Suran	958
Kafr Nobol	713
Madiq Castle	713
Abul Thohur	684

Intended destinations of departures:



SRs returning to former homes:⁴

A'zaz	1,396
Daret Azza	513
Ghandorah	68
Jarablus	62
Ar-Ra'ee	28

Hama⁶

Communities assessed:	5
Total IDP arrivals:	485
Total IDP departures:	0
Total SR arrivals:	160

Top 3 shelter types of IDP arrivals:

(1) Unfinished/damaged building	269 IDPs
(2) Individual tent	119 IDPs
(3) Solid/finished house	47 IDPs

Vulnerable groups among IDP arrivals:²



IDP Arrivals

Sub-districts with most arrivals (# IDPs):

Madiq Castle	485
--------------	-----

IDP Departures³

Sub-districts with most departures (# IDPs):

None reported

SR Arrivals

Sub-districts with most SR arrivals:

Madiq Castle	160
--------------	-----

Last sub-district of departure of arrivals (# IDPs):

Abul Thohur	217
Tamanaah	86
Dana	57
Heish	57
Sanjar	40

Intended destinations of departures:

NA

SRs returning to former homes:⁴

Madiq Castle	142
--------------	-----

²Vulnerable groups: ♀ Female-headed households/Women travelling alone ♂ Child-headed households/children travelling alone ♂X Orphans ♀ Elderly-headed households/Elderly travelling alone ♿ Disabled-headed households/Individuals with disabilities travelling alone.

³IDP departure figures reflect aggregated departures of both IDP and host community populations.

⁴The data presented in this graph is aggregated on sub-district level. Returns to former homes does not imply a planned, voluntary, safe, and sustainable way, such that the person returning can enjoy the full spectrum of rights and privileges afforded to them prior to their displacement.

⁵Figures for Aleppo governorate reflect assessed communities in Aghtrin, Al Bab, Ar-Ra'ee, Atareb, A'zaz, Daret Azza, Ghandorah, Jarablus, Mare', Suran and Zarbah sub-districts and are, thus, not indicative of the whole governorate.

⁶Figures for Hama governorate reflect assessed communities in Madiq Castle sub-district and are, thus, not indicative of the whole governorate.