

Introduction

This multi-sector needs assessment is part of a monthly data collection exercise which aims to gather information about needs and the humanitarian situation inside Syria. The factsheets present information collected in February 2017, referring to the situation in January 2017.

These factsheets present information at the community level* for four sub-districts in Quneitra governorate. Selected key indicators for the following sectors are included in the factsheets: displacement, shelter, NFIs, health, food security, WASH and education. The factsheets do not cover the entire range of indicators gathered in the questionnaire.

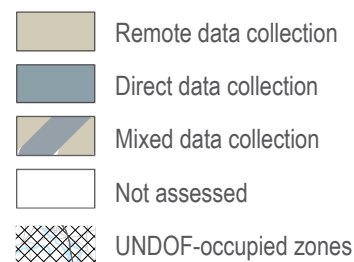
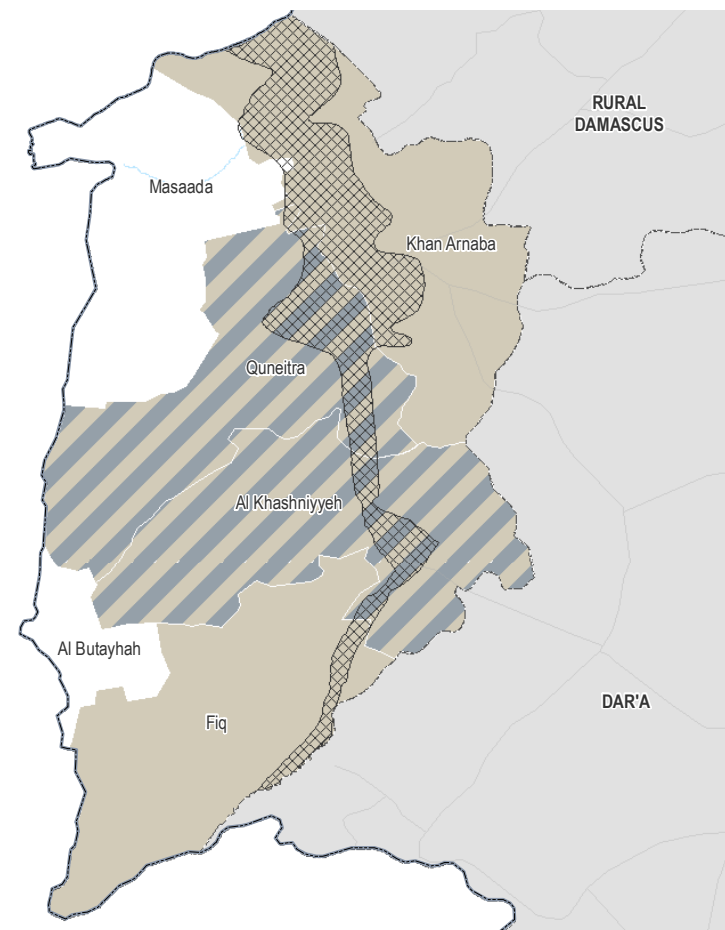
For full visualisation of all indicators collected, please see the SIMAWG Needs Identification Dynamic Reporting Tool, available here: <http://www.reach-info.org/syr/simawg/>

Methodology and limitations

These findings are based on data collected both directly (in Jordan) and remotely (in Jordan, Lebanon, Kurdistan Region of Iraq and Turkey) from Key Informants residing in communities throughout Syria.

Information was collected from Key Informants in 28 communities in 4 sub-districts of Quneitra governorate. For each question asked, confidence levels are assigned based on the Key Informant's area of expertise and knowledge of the sector-specific situation.

For a full description of the methodology, please see the Terms of Reference, available on the [REACH Resource Centre](#).



PDF: click on sub-district name to jump to factsheet

Al Khashniyyeh 1/3, Quneitra Governorate

February 2017

Shelter

Most common shelter

- Independent apartment or house
- Shared apartment or house
- Unfinished apartment or house
- Tent
- Private space not for shelter
- Cave/natural shelter
- Collective public space not for shelter

- No IDPs
- No information

Min - Max: rent paid per room (where known)

Asbah

- NDPs
- IDPs
- No info

Eastern Basa Ein Qadi

- NDPs
- IDPs
- No info

Ein Eltineh

- NDPs
- IDPs
- 1000 - 1500 SYP

Esheh

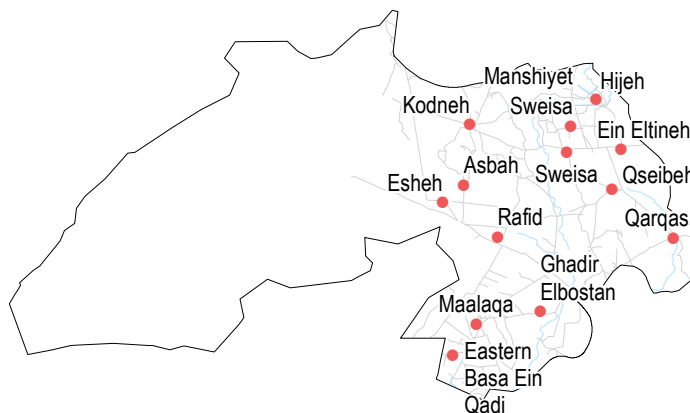
- NDPs
- IDPs
- No info

Ghadir Elbostan

- NDPs
- IDPs
- No info

- 13/13 communities assessed (8 communities are shown on the next two factsheets):

Asbah
Eastern Basa Ein Qadi
Ein Eltineh
Esheh
Ghadir Elbostan



Livelihoods

Most common strategies used to cope with lack of income / resources

Asbah
Borrowing from family/friends

Esheh
Borrowing from family/friends

Eastern Basa Ein Qadi
Borrowing from family/friends

Ghadir Elbostan
Borrowing from family/friends

Ein Eltineh
Taking loans/buying on credit
Borrowing from family/friends
High risk/illegal work

Displacement

Asbah

- 76-100%
- No
- No info

Eastern Basa Ein Qadi

- 76-100%
- No
- No info

Ein Eltineh

- 51-75%
- No
- No info

Esheh

- 76-100%
- No
- No info

% of pre-conflict population remaining

IDPs already living in village

IDPs arrived in last month

No information

Ghadir Elbostan

- 76-100%
- No
- No info

NFIs

Asbah

- B** 8000 SYP
- D** 350 SYP
- F** NA

Eastern Basa Ein Qadi

- B** 11000 SYP
- D** 450 SYP
- F** NA

Ein Eltineh

- B** 13500 SYP
- D** 350 SYP
- F** NA

Esheh

- B** 9000 SYP
- D** 340 SYP
- F** NA

Ghadir Elbostan

- B** 9500 SYP
- D** 345 SYP
- F** NA

Most common electricity source

Main network

Generator

No source available

No information

Fuel Prices

B Butane (cannister)

D Diesel (litre)

F Firewood (tonne)

NA: not available for purchase

Al Khashniyyeh 1/3, Quneitra Governorate

February 2017

Health

Most common health problems

Ein Eltineh
 Communicable diseases
 Chronic disease with no access to medicine

Asbah
 Pregnancy related diseases
 Severe diseases affecting those aged less than 5

Esheh
 Disabilities
 Polio
 Severe diseases affecting those aged less than 5

Eastern Basa Ein Qadi
 Disabilities

Ghadir Elbostan
 Disabilities
 Polio
 Severe diseases affecting those aged less than 5

- 13/13 communities assessed (8 communities are shown on the next two factsheets):
 Asbah
 Eastern Basa Ein Qadi
 Ein Eltineh
 Esheh
 Ghadir Elbostan

Food Security

Ghadir Elbostan Asbah

Bread: no info
 Rice: 800 SYP
 Lentils: 300 SYP
 Cooking oil: 750 SYP
 Sugar: 600 SYP

Ein Eltineh

Bread: no info
 Rice: 800 SYP
 Lentils: 350 SYP
 Cooking oil: 850 SYP
 Sugar: 600 SYP

Eastern Basa Ein Qadi

Bread: no info
 Rice: 850 SYP
 Lentils: 250 SYP
 Cooking oil: 800 SYP
 Sugar: 650 SYP

Esheh

Bread: no info
 Rice: 800 SYP
 Lentils: 200 SYP
 Cooking oil: 800 SYP
 Sugar: 600 SYP

Main challenges to obtaining food

- No challenges
 - Some foods unavailable
 - Local production decreased
 - Lack of access to market
 - Some foods expensive
 - Lack of resources to buy food available in markets
 - Lack of access to fuel
 - Cooking fuel not available
 - No information
- Bread (public): 1 pack
 Rice, lentils, sugar: 1 kg
 Cooking oil: 1 litre

WASH

Most common water source

Status of source

- Water is safe to drink
- Water tastes/smells bad
- People sick after drinking
- No information

Change in available water since last month

- More water
- No change
- Less water
- No information

Most common method of garbage disposal

Asbah

Water trucking
 Buried / burned

Eastern Basa Ein Qadi

Water trucking
 Buried / burned

Ein Eltineh

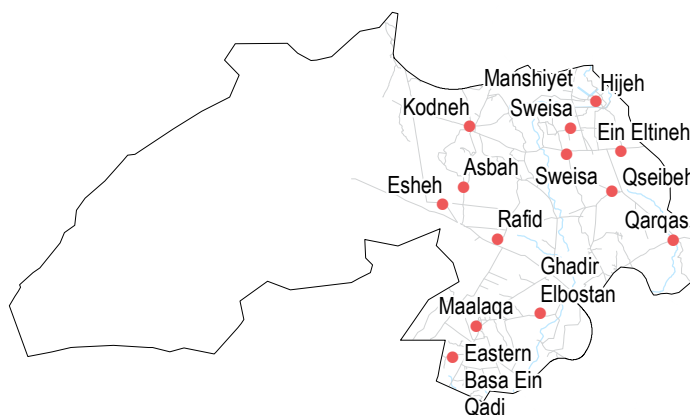
Water trucking
 Buried / burned

Esheh

Water trucking
 Buried / burned

Ghadir Elbostan

Water trucking
 Buried / burned



Education

Asbah

Most children accessed education

Eastern Basa Ein Qadi

Most children accessed education

Ein Eltineh

Some facilities destroyed
 Lack of teaching staff
 Lack of school supplies

Esheh

Most children accessed education

Status of primary schools in village

- Functioning
- Not functioning
- Not available
- No information
- Barriers to accessing education services

Ghadir Elbostan

Most children accessed education

Al Khashniyyeh 2/3, Quneitra Governorate

February 2017

Shelter

Most common shelter

- Independent apartment or house
- Shared apartment or house
- Unfinished apartment or house
- Tent
- Private space not for shelter
- Cave/natural shelter
- Collective public space not for shelter

- No IDPs
- No information

Min - Max: rent paid per room (where known)

Hijeh

- NDPs
- IDPs
- No info

Kodneh

- NDPs
- IDPs
- 1000 - 1500 SYP

Maalaqa

- NDPs
- IDPs
- No info

Manshiyet Sweisa

- NDPs
- IDPs
- 1000 - 1500 SYP

- 13/13 communities assessed (5 communities are shown on the previous factsheet, 4 communities are shown on the next factsheet):

Hijeh
Kodneh
Maalaqa
Manshiyet Sweisa

Livelihoods

Most common strategies used to cope with lack of income / resources

Hijeh

Borrowing from family/friends

Kodneh

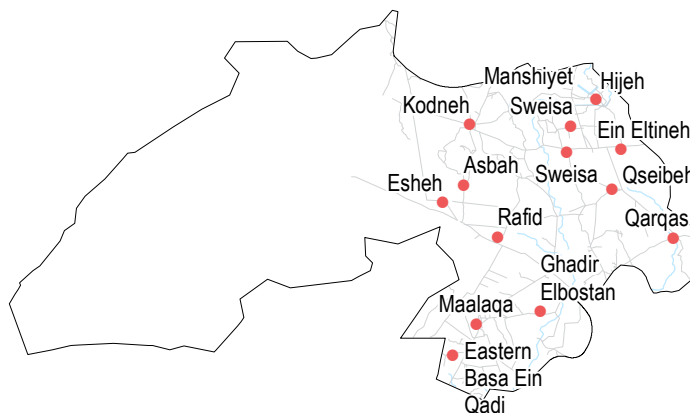
Borrowing from family/friends
High risk/illegal work
Selling household assets

Maalaqa

Borrowing from family/friends

Manshiyet Sweisa

Taking loans/buying on credit
Borrowing from family/friends
High risk/illegal work



Displacement

Hijeh

- 76-100%
- No
- No info

Kodneh

- 51-75%
- No
- No info

Maalaqa

- 76-100%
- No
- No info

Manshiyet Sweisa

- 51-75%
- No
- No info

% of pre-conflict population remaining

IDPs already living in village

IDPs arrived in last month

No information

NFIs

Hijeh

- B** 10500 SYP
- D** 450 SYP
- F** NA

Kodneh

- B** 11000 SYP
- D** 350 SYP
- F** NA

Maalaqa

- B** 10500 SYP
- D** 430 SYP
- F** NA

Manshiyet Sweisa

- B** 7500 SYP
- D** 350 SYP
- F** NA

Most common electricity source

Main network

Generator

No source available

No information

Fuel Prices

B Butane (cannister)

D Diesel (litre)

F Firewood (tonne)

NA: not available for purchase

Al Khashniyyeh 2/3, Quneitra Governorate

February 2017

Health

Most common health problems

Maalaqa
 Disabilities
 Severe diseases affecting those aged less than 5

Hijeh
 Disabilities
 Severe diseases affecting those aged less than 5

Manshiyet Sweisa
 Skin disease
 Chronic disease with no access to medicine

Kodneh
 Skin disease
 Communicable diseases

- 13/13 communities assessed (5 communities are shown on the previous factsheet, 4 communities are shown on the next factsheet):
 Hijeh
 Kodneh
 Maalaqa
 Manshiyet Sweisa

WASH

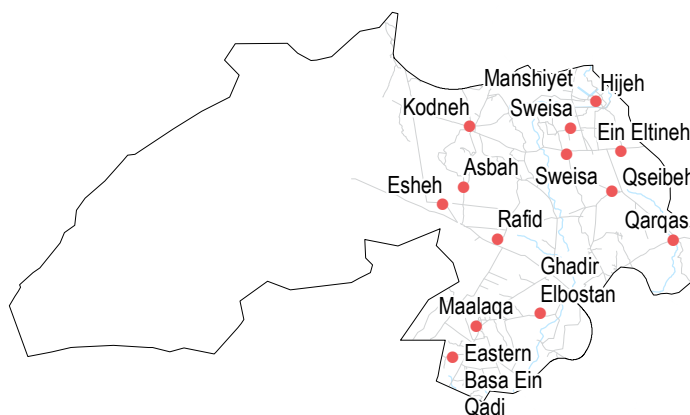
Most common water source
Status of source
 Water is safe to drink
 Water tastes/smells bad
 People sick after drinking
 No information
Change in available water since last month
 More water
 No change
 Less water
 No information
Most common method of garbage disposal
 Buried / burned

Hijeh
 Water trucking
 Buried / burned

Kodneh
 Water trucking
 Buried / burned

Maalaqa
 Water trucking
 Buried / burned

Manshiyet Sweisa
 Water trucking
 Buried / burned



Food Security

Hijeh

Bread: no info
 Rice: 800 SYP
 Lentils: 200 SYP
 Cooking oil: 850 SYP
 Sugar: 550 SYP

Kodneh

Bread: no info
 Rice: 850 SYP
 Lentils: 300 SYP
 Cooking oil: 900 SYP
 Sugar: 450 SYP

Maalaqa

Bread: no info
 Rice: 800 SYP
 Lentils: 200 SYP
 Cooking oil: 850 SYP
 Sugar: 550 SYP

Manshiyet Sweisa

Bread: no info
 Rice: 850 SYP
 Lentils: 250 SYP
 Cooking oil: 900 SYP
 Sugar: 450 SYP

Main challenges to obtaining food

- No challenges
- Some foods unavailable
- Local production decreased
- Lack of access to market
- Some foods expensive
- Lack of resources to buy food available in markets
- Lack of access to fuel
- Cooking fuel not available
- No information

Bread (public): 1 pack
 Rice, lentils, sugar: 1 kg
 Cooking oil: 1 litre

Education

Hijeh

Most children accessed education

Kodneh

Some facilities destroyed
 Lack of teaching staff
 Lack of school supplies

Maalaqa

Most children accessed education

Manshiyet Sweisa

Lack of teaching staff
 Lack of school supplies
 Services are not accessible

Status of primary schools in village

- Functioning
- Not functioning
- Not available
- No information
- Barriers to accessing education services

Al Khashniyyeh 3/3, Quneitra Governorate

February 2017

Shelter

Most common shelter

- Independent apartment or house
- Shared apartment or house
- Unfinished apartment or house
- Tent
- Private space not for shelter
- Cave/natural shelter
- Collective public space not for shelter

- No IDPs
- No information
- Min - Max: rent paid per room (where known)

Qarqas

- NDPs
- IDPs
- No info

Qseibeh

- NDPs
- IDPs
- No info

Rafid

- NDPs
- IDPs
- No info

Sweisa

- NDPs
- IDPs
- 1000 - 1500 SYP

13/13 communities assessed (9 communities are shown on the previous two factsheets):

- Qarqas
- Qseibeh
- Rafid
- Sweisa

Livelihoods

Most common strategies used to cope with lack of income / resources



Qarqas

Borrowing from family/friends



Sweisa

Borrowing from family/friends
High risk/illegal work
Selling household assets



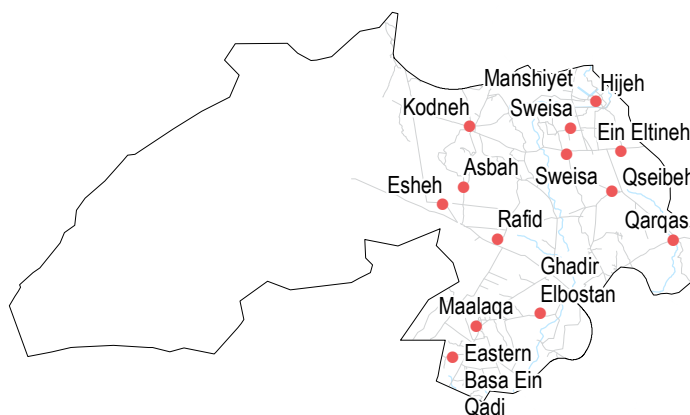
Qseibeh

Borrowing from family/friends
Selling household assets



Rafid

Borrowing from family/friends



Displacement

Qarqas

- 76-100%
- No
- No info

Qseibeh

- 51-75%
- Yes
- No

Rafid

- 76-100%
- No
- No info

Sweisa

- 51-75%
- Yes
- No

% of pre-conflict population remaining

IDPs already living in village

IDPs arrived in last month

No information

NFIs

Qarqas

- B** 11000 SYP
- D** 420 SYP
- F** NA

Qseibeh

- B** 9100 SYP
- D** 425 SYP
- F** 70000 SYP

Rafid

- B** 8500 SYP
- D** 340 SYP
- F** NA

Sweisa

- B** 9000 SYP
- D** 350 SYP
- F** NA

Most common electricity source

Main network

Generator

No source available

No information

Fuel Prices

B Butane (cannister)

D Diesel (litre)

F Firewood (tonne)

NA: not available for purchase

Al Khashniyyeh 3/3, Quneitra Governorate

February 2017

Health

Most common health problems

Rafid
 Disabilities
 Severe diseases affecting those aged less than 5

Qarqas
 Disabilities
 Severe diseases affecting those aged less than 5
 Symptoms of psychological trauma

Sweisa
 Skin disease
 Communicable diseases
 Chronic disease with no access to medicine

Qseibeh
 Diarrhea
 Communicable diseases

• 13/13 communities assessed (9 communities are shown on the previous two factsheets):
 Qarqas
 Qseibeh
 Rafid
 Sweisa

WASH

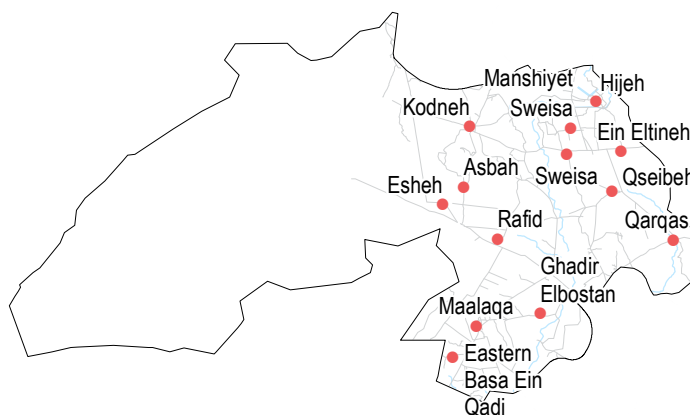
Most common water source
 Status of source
 Water is safe to drink
 Water tastes/smells bad
 People sick after drinking
 No information
 Change in available water since last month
 More water
 No change
 Less water
 No information
Most common method of garbage disposal
 Buried / burned

Qarqas
 Water trucking
 Buried / burned

Qseibeh
 Water trucking
 Buried / burned

Rafid
 Water trucking
 Buried / burned

Sweisa
 Water trucking
 Buried / burned



Food Security

Qarqas

Bread: no info
 Rice: 850 SYP
 Lentils: 200 SYP
 Cooking oil: 800 SYP
 Sugar: 600 SYP

Qseibeh

Bread: no info
 Rice: 650 SYP
 Lentils: 250 SYP
 Cooking oil: 650 SYP
 Sugar: 425 SYP

Rafid

Bread: no info
 Rice: 750 SYP
 Lentils: 200 SYP
 Cooking oil: 800 SYP
 Sugar: 600 SYP

Sweisa

Bread: no info
 Rice: 850 SYP
 Lentils: 350 SYP
 Cooking oil: 900 SYP
 Sugar: 450 SYP

Main challenges to obtaining food

- No challenges
- Some foods unavailable
- Local production decreased
- Lack of access to market
- Some foods expensive
- Lack of resources to buy food available in markets
- Lack of access to fuel
- Cooking fuel not available
- No information

Bread (public): 1 pack
 Rice, lentils, sugar: 1 kg
 Cooking oil: 1 litre

Education

Qarqas

Most children accessed education

Qseibeh

Most children accessed education

Rafid

Most children accessed education

Sweisa

Lack of teaching staff
 Lack of school supplies
 Services are not accessible

Status of primary schools in village

- Functioning
- Not functioning
- Not available
- No information
- Barriers to accessing education services

Shelter

Most common shelter

- Independent apartment or house
- Shared apartment or house
- Unfinished apartment or house
- Tent
- Private space not for shelter
- Cave/natural shelter
- Collective public space not for shelter

- No IDPs
- No information

Min - Max: rent paid per room (where known)

Razaniyet Saida

- NDPs
- IDPs
- No info

Sayda

- NDPs
- IDPs
- No info

- 2/2 communities assessed:
Razaniyet Saida
Sayda

Displacement

Razaniyet Saida

- 76-100%
- Yes
- No

Sayda

- 76-100%
- No
- No info

- % of pre-conflict population remaining
- IDPs already living in village
- IDPs arrived in last month
- No information

Livelihoods

- Most common strategies used to cope with lack of income / resources

Razaniyet Saida

- Children sent to work/beg
- Taking loans/buying on credit
- Borrowing from family/friends

Sayda

- Borrowing from family/friends



NFIs

Razaniyet Saida

- B** 9000 SYP
- D** 350 SYP
- F** NA

Sayda

- B** 8000 SYP
- D** 360 SYP
- F** NA

Most common electricity source

- Main network
- Generator
- No source available
- No information

Fuel Prices

- B** Butane (cannister)
- D** Diesel (litre)
- F** Firewood (tonne)

NA: not available for purchase

Fiq, Quneitra Governorate

February 2017

Health

Most common health problems

Razaniyet Saida

Skin disease
Communicable diseases

Sayda

Severe diseases affecting those aged less than 5

- 2/2 communities assessed:
Razaniyet Saida
Sayda

Food Security

Razaniyet Saida



Bread: no info
Rice: 850 SYP
Lentils: 350 SYP
Cooking oil: 900 SYP
Sugar: 450 SYP

Sayda



Bread: no info
Rice: 750 SYP
Lentils: 350 SYP
Cooking oil: 850 SYP
Sugar: 600 SYP

Main challenges to obtaining food

- No challenges
- Some foods unavailable
- Local production decreased
- Lack of access to market
- Some foods expensive
- Lack of resources to buy food available in markets
- Lack of access to fuel
- Cooking fuel not available

No information
Bread (public): 1 pack
Rice, lentils, sugar: 1 kg
Cooking oil: 1 litre

WASH

Most common water source

Status of source

- Water is safe to drink
- Water tastes/smells bad
- People sick after drinking
- No information

Change in available water since last month

- More water
- No change
- Less water
- No information

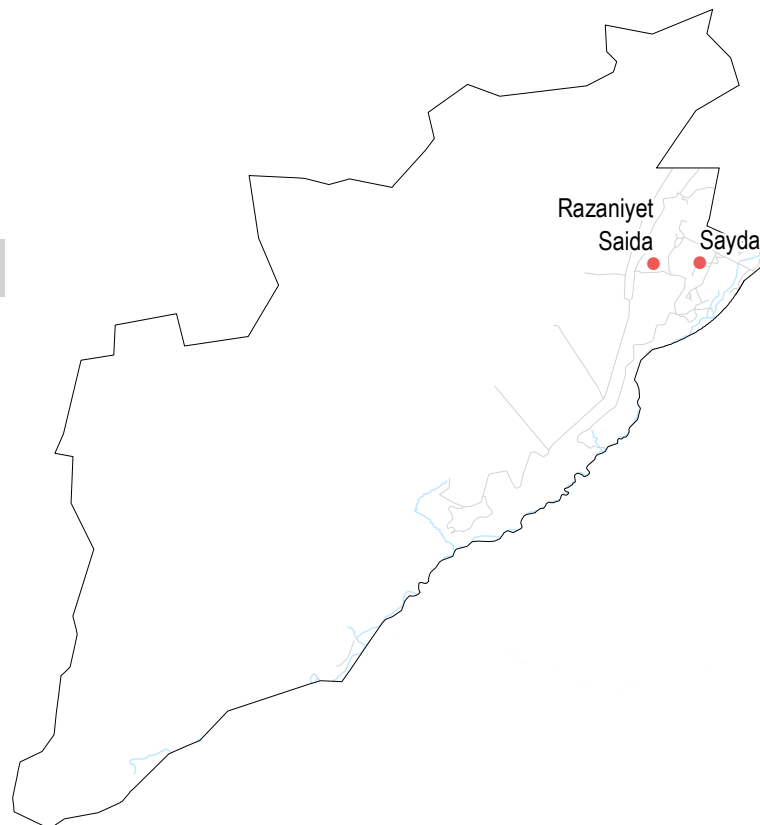
Most common method of garbage disposal

Razaniyet Saida

Water trucking
 Buried / burned

Sayda

Water trucking
 Buried / burned



Education

Razaniyet Saida

Some facilities destroyed
 Lack of teaching staff
 Lack of school supplies

Sayda

Most children accessed education

Status of primary schools in village

- Functioning
- Not functioning
- Not available
- No information
- Barriers to accessing education services

Shelter

Most common shelter

- Independent apartment or house
- Shared apartment or house
- Unfinished apartment or house
- Tent
- Private space not for shelter
- Cave/natural shelter
- Collective public space not for shelter

- No IDPs
- No information
- Min - Max: rent paid per room (where known)

Ayoba

NDPs IDPs
 No info

Hadar

NDPs IDPs
 10000 - 11000 SYP

Jbata Elkhashab

NDPs IDPs
 No info

Kalidiyeh

NDPs IDPs
 3000 - 4000 SYP

Khan Arnaba

NDPs IDPs
 1000 - 1500 SYP

Livelihoods

Most common strategies used to cope with lack of income / resources

Ayoba

Taking loans/buying on credit
 Borrowing from family/friends

Hadar

Borrowing from family/friends

Jbata Elkhashab

Taking loans/buying on credit

Kalidiyeh

Borrowing from family/friends
 Selling household assets

Khan Arnaba

Taking loans/buying on credit
 Borrowing from family/friends
 Selling household assets

• 9/17 communities assessed (4 communities are shown on the next factsheet):
 Ayoba
 Hadar
 Jbata Elkhashab
 Kalidiyeh
 Khan Arnaba



Displacement

Ayoba

51-75%
 Yes No

Hadar

51-75%
 Yes No

Jbata Elkhashab

51-75%
 Yes No

Kalidiyeh

51-75%
 Yes No

% of pre-conflict population remaining

IDPs already living in village

IDPs arrived in last month

No information

Khan Arnaba

51-75%
 No No info

NFIs

Ayoba

B 7000 SYP
D 450 SYP
F 55000 SYP

Hadar

B 5000 SYP
D 400 SYP
F 50000 SYP

Jbata Elkhashab

B 12500 SYP
D 650 SYP
F 65000 SYP

Kalidiyeh

B 11000 SYP
D 800 SYP
F 80000 SYP

Khan Arnaba

B 11000 SYP
D 350 SYP
F 50000 SYP

Most common electricity source

Main network

Generator

No source available

No information

Fuel Prices

B Butane (cannister)

D Diesel (litre)

F Firewood (tonne)

NA: not available for purchase

Health

Most common health problems

Jbata Elkhashab

Diarrhea
Communicable diseases
Chronic disease with no access to medicine

Kalidiyeh

Diarrhea
Communicable diseases

Ayoba

Diarrhea
Communicable diseases

Hadar

Communicable diseases

Khan Arnaba

Communicable diseases
Chronic disease with no access to medicine

• 9/17 communities assessed (4 communities are shown on the next factsheet):
Ayoba
Hadar
Jbata Elkhashab
Kalidiyeh
Khan Arnaba

Food Security

Khan Arnaba

Bread: no info
Rice: 850 SYP
Lentils: 250 SYP
Cooking oil: 900 SYP
Sugar: 450 SYP

Ayoba

Bread: 150 SYP
Rice: 400 SYP
Lentils: 200 SYP
Cooking oil: 500 SYP
Sugar: 350 SYP

Jbata Elkhashab

Bread: no info
Rice: 650 SYP
Lentils: 250 SYP
Cooking oil: 650 SYP
Sugar: 420 SYP

Hadar

Bread: 150 SYP
Rice: 500 SYP
Lentils: 250 SYP
Cooking oil: 600 SYP
Sugar: 350 SYP

Kalidiyeh

Bread: no info
Rice: 700 SYP
Lentils: 250 SYP
Cooking oil: 700 SYP
Sugar: 550 SYP

Main challenges to obtaining food

- No challenges
- Some foods unavailable
- Local production decreased
- Lack of access to market
- Some foods expensive
- Lack of resources to buy food available in markets
- Lack of access to fuel
- Cooking fuel not available
- No information

Bread (public): 1 pack
Rice, lentils, sugar: 1 kg
Cooking oil: 1 litre

WASH

Most common water source

Status of source

- Water is safe to drink
- Water tastes/smells bad
- People sick after drinking
- No information

Change in available water since last month

- More water
- No change
- Less water
- No information

Most common method of garbage disposal

Ayoba

Network
 Public free collection

Hadar

Network
 Public free collection

Jbata Elkhashab

Water trucking
 Buried / burned

Kalidiyeh

Water trucking
 Buried / burned

Khan Arnaba

Water trucking
 Buried / burned



Education

Ayoba

Most children accessed education

Hadar

Most children accessed education

Jbata Elkhashab

Most children accessed education

Kalidiyeh

Most children accessed education

Status of primary schools in village

- Functioning
- Not functioning
- Not available
- No information
- Barriers to accessing education services

Khan Arnaba

Some facilities destroyed
Lack of teaching staff
Lack of school supplies

Shelter

Most common shelter

- Independent apartment or house
- Shared apartment or house
- Unfinished apartment or house
- Tent
- Private space not for shelter
- Cave/natural shelter
- Collective public space not for shelter

- No IDPs
 - No information
- Min - Max: rent paid per room (where known)

Kom Elbasha

NDPs IDPs
7000 - 8000 SYP

Kom Elwisseh Marj Barghut

NDPs IDPs
11000 - 15000 SYP

Nabe Elsakher

NDPs IDPs
No info

Ofanias

NDPs IDPs
1000 - 1500 SYP

Livelihoods

Most common strategies used to cope with lack of income / resources

Kom Elbasha
Borrowing from family/friends

Kom Elwisseh Marj Barghut
Borrowing from family/friends

Nabe Elsakher
Borrowing from family/friends

Ofanias
Children sent to work/beg
Taking loans/buying on credit
Borrowing from family/friends

- 9/17 communities assessed (5 communities are shown on the previous factsheet):
Kom Elbasha
Kom Elwisseh Marj Barghut
Nabe Elsakher
Ofanias



Displacement

Kom Elbasha

51-75%
 Yes No

Kom Elwisseh Marj Barghut

51-75%
 Yes No

Nabe Elsakher

76-100%
 No No info

Ofanias

51-75%
 No No info

% of pre-conflict population remaining

IDPs already living in village

IDPs arrived in last month

No information

NFIs

Kom Elbasha

B 9000 SYP
D 450 SYP
F 70000 SYP

Kom Elwisseh Marj Barghut

B 4000 SYP
D 400 SYP
F 50000 SYP

Nabe Elsakher

B 9300 SYP
D 340 SYP
F NA

Ofanias

B 8800 SYP
D 350 SYP
F NA

Most common electricity source

Main network

Generator

No source available

No information

Fuel Prices

B Butane (cannister)

D Diesel (litre)

F Firewood (tonne)

NA: not available for purchase

Health

Most common health problems

Nabe Elsakher

Disabilities
 Pregnancy related diseases
 Severe diseases affecting those aged less than 5

Ofanía

Skin disease
 Communicable diseases

Kom Elbasha

Diarrhea
 Skin disease
 Communicable diseases

Kom Elwisseh Marj Barghut

Chronic disease with no access to medicine

- 9/17 communities assessed (5 communities are shown on the previous factsheet):
 Kom Elbasha
 Kom Elwisseh Marj Barghut
 Nabe Elsakher
 Ofania



Food Security

Kom Elbasha

Bread: no info
 Rice: 650 SYP
 Lentils: 250 SYP
 Cooking oil: 700 SYP
 Sugar: 425 SYP

Nabe Elsakher

Bread: no info
 Rice: 800 SYP
 Lentils: 200 SYP
 Cooking oil: 800 SYP
 Sugar: 550 SYP

Kom Elwisseh Marj Barghut

Bread: no info
 Rice: 500 SYP
 Lentils: 250 SYP
 Cooking oil: 650 SYP
 Sugar: 250 SYP

Ofanía

Bread: no info
 Rice: 800 SYP
 Lentils: 350 SYP
 Cooking oil: 900 SYP
 Sugar: 450 SYP

Main challenges to obtaining food

- No challenges
 - Some foods unavailable
 - Local production decreased
 - Lack of access to market
 - Some foods expensive
 - Lack of resources to buy food available in markets
 - Lack of access to fuel
 - Cooking fuel not available
 - No information
- Bread (public): 1 pack
 Rice, lentils, sugar: 1 kg
 Cooking oil: 1 litre

WASH

Most common water source

Status of source

- Water is safe to drink
- Water tastes/smells bad
- People sick after drinking
- No information

Change in available water since last month

- More water
- No change
- Less water
- No information

Most common method of garbage disposal

Kom Elbasha

Water trucking
 Buried / burned

Kom Elwisseh Marj Barghut

Network
 Public free collection

Nabe Elsakher

Water trucking
 Buried / burned

Ofanía

Water trucking
 Buried / burned

Education

Kom Elbasha

Most children accessed education

Kom Elwisseh Marj Barghut

Most children accessed education

Nabe Elsakher

Most children accessed education

Ofanía

Some facilities destroyed
 Lack of teaching staff
 Lack of school supplies

Status of primary schools in village

- Functioning
- Not functioning
- Not available
- No information
- Barriers to accessing education services

Quneitra, Quneitra Governorate

February 2017

Shelter

Most common shelter

- Independent apartment or house
- Shared apartment or house
- Unfinished apartment or house
- Tent
- Private space not for shelter
- Cave/natural shelter
- Collective public space not for shelter

- No IDPs
- No information

Min - Max: rent paid per room (where known)

Bir Ajam

NDPs IDPs
1500 - 2000 SYP

Rweheineh

NDPs IDPs
No info

Breiqa

NDPs IDPs
No info

Quneitra

NDPs IDPs
No info

• 4/7 communities assessed:

- Bir Ajam
- Breiqa
- Quneitra
- Rweheineh

Livelihoods

Most common strategies used to cope with lack of income / resources

Bir Ajam

- Borrowing from family/friends
- Selling household assets

Rweheineh

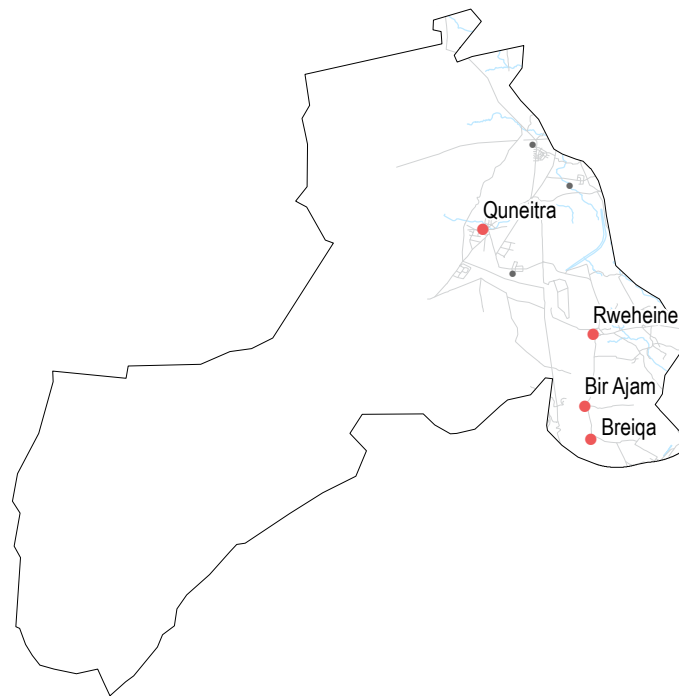
- Taking loans/buying on credit

Breiqa

- Borrowing from family/friends
- Skipping meals
- Reducing meal size

Quneitra

- Borrowing from family/friends
- High risk/illegal work
- Reducing meal size



Displacement

Bir Ajam

76-100%
 No No info

Breiqa

None
 No No info

Quneitra

1-25%
 Yes Yes

Rweheineh

51-75%
 Yes No

% of pre-conflict population remaining

IDPs already living in village

IDPs arrived in last month

No information

NFIs

Bir Ajam

B 10000 SYP
D 350 SYP
F 50000 SYP

Breiqa

B 12000 SYP
D 250 SYP
F NA

Quneitra

B 7500 SYP
D 300 SYP
F NA

Rweheineh

B 11500 SYP
D 600 SYP
F 65000 SYP

Most common electricity source

Main network

Generator

No source available

No information

Fuel Prices

B Butane (cannister)

D Diesel (litre)

F Firewood (tonne)

NA: not available for purchase

Health

Most common health problems

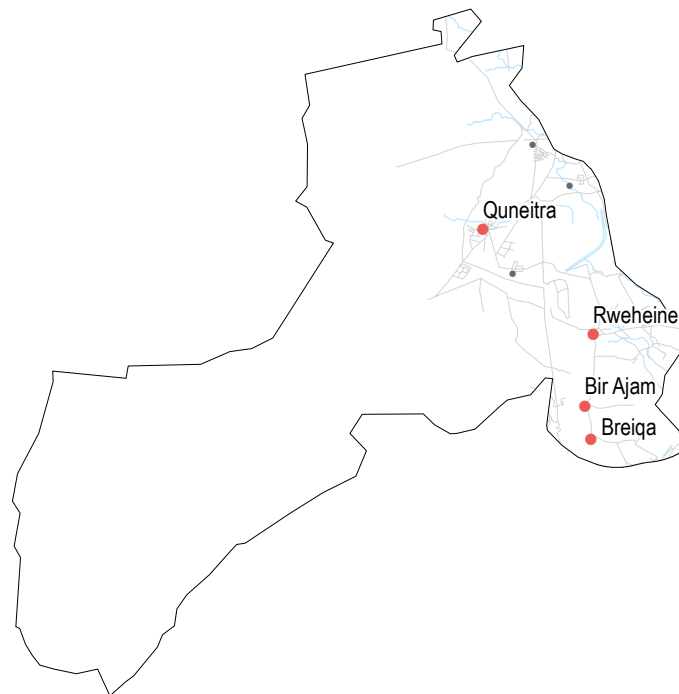
Quneitra
 Disabilities
 Acute respiratory infections

Bir Ajam
 Skin disease
 Communicable diseases

Rweheineh
 Diarrhea
 Communicable diseases

Breiqa
 Communicable diseases
 Chronic disease with no access to medicine
 Acute respiratory infections

• 4/7 communities assessed:
 Bir Ajam
 Breiqa
 Quneitra
 Rweheineh



WASH

Most common water source

Status of source

- Water is safe to drink
- Water tastes/smells bad
- People sick after drinking
- No information

Change in available water since last month

- More water
- No change
- Less water
- No information

Most common method of garbage disposal

Bir Ajam
 Water trucking
 Buried / burned

Breiqa
 Closed well
 Public free collection

Quneitra
 Water trucking
 Public free collection

Rweheineh
 Water trucking
 Buried / burned

Food Security

Bir Ajam

Bread: no info
 Rice: 850 SYP
 Lentils: 350 SYP
 Cooking oil: 900 SYP
 Sugar: 450 SYP

Breiqa

Bread: no info
 Rice: 450 SYP
 Lentils: 400 SYP
 Cooking oil: 700 SYP
 Sugar: 400 SYP

Quneitra

Bread: no info
 Rice: 800 SYP
 Lentils: 350 SYP
 Cooking oil: 750 SYP
 Sugar: 400 SYP

Rweheineh

Bread: no info
 Rice: 650 SYP
 Lentils: 250 SYP
 Cooking oil: 750 SYP
 Sugar: 450 SYP

Main challenges to obtaining food

- No challenges
- Some foods unavailable
- Local production decreased
- Lack of access to market
- Some foods expensive
- Lack of resources to buy food available in markets
- Lack of access to fuel
- Cooking fuel not available
- No information

Bread (public): 1 pack
 Rice, lentils, sugar: 1 kg
 Cooking oil: 1 litre

Education

Bir Ajam

Some facilities destroyed
 Lack of school supplies
 Services are not accessible

Breiqa

Most children accessed education

Quneitra

Unsafe route to services

Rweheineh

Most children accessed education

Status of primary schools in village

- Functioning
- Not functioning
- Not available
- No information
- Barriers to accessing education services