



# Borno - Water, Sanitation and Hygiene (WASH)

## Assessment of Hard-to-Reach Areas in Northeast Nigeria

April 2020

### Overview

The continuation of conflict in Northeast Nigeria has created a complex humanitarian crisis, rendering sections of Borno state as hard to reach. To address information gaps facing the humanitarian response in Northeast Nigeria and inform humanitarian actors on the demographics of households in hard-to-reach areas of Northeast Nigeria, as well as to identify their needs, access to services and movement intentions, REACH has been conducting a monthly assessment of hard-to-reach areas in Northeast Nigeria since November 2018.

Using its Area of Knowledge (AoK) methodology, REACH remotely monitors the situation in hard-to-reach areas through monthly multi-sector interviews in accessible Local Government Area (LGA) capitals

with the following typology of Key Informants (KIs):

- KIs who are newly arrived internally displaced persons (IDPs) who have left a hard-to-reach settlement in the last 3 months<sup>1</sup>
- KIs who have had contact with someone living or having been in a hard-to-reach settlement in the last month (traders, migrants, family members, etc.)<sup>1</sup>

Selected KIs are purposively sampled and are interviewed on settlement-wide circumstances in hard-to-reach areas, rather than their individual experiences. Responses from KIs reporting on the same settlement are then aggregated to the settlement level. The most common response

provided by the greatest number of KIs is reported for each settlement. When no most common response could be identified, the response is considered as 'no consensus'. While included in the calculations, the percentage of settlements for which no consensus was reached is not displayed in the results below.

Results presented in this factsheet, unless otherwise specified, represent the proportion of settlements assessed within a LGA. Findings are only reported on LGAs where at least 5% of populated settlements and at least 5 settlements in the respective LGA have been assessed.

The findings presented are indicative of broader trends in assessed settlements in April 2020, and

are not statistically generalisable.

Due to precautions related to the COVID-19 outbreak, data was collected remotely through phone based interviews with assistance from local stakeholders. Remote data collection started 20 April 2020.

### Assessment Coverage

**416** Key Informants interviewed

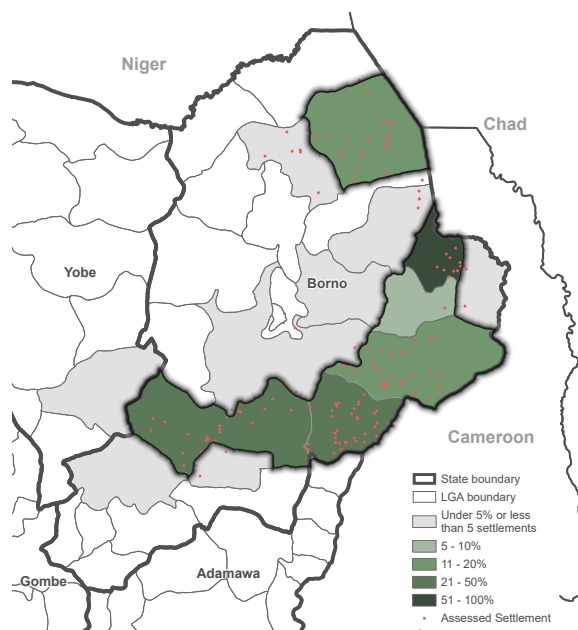
**196** Settlements assessed

**15** LGAs assessed

**6** LGAs with sufficient coverage<sup>2</sup>

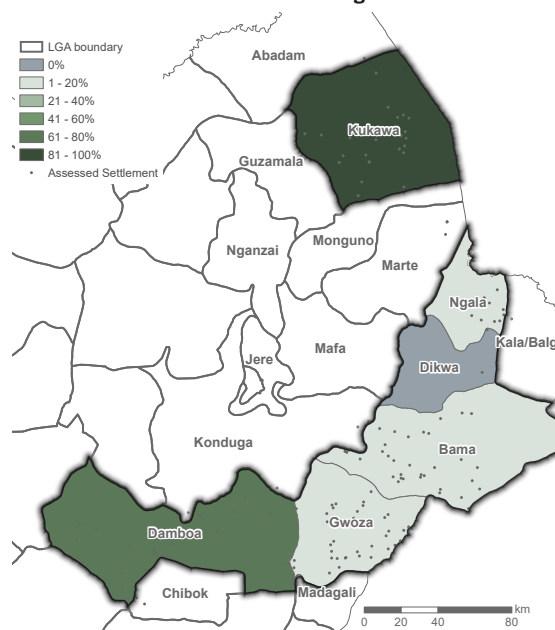
### Assessment coverage

Proportion of settlements assessed:

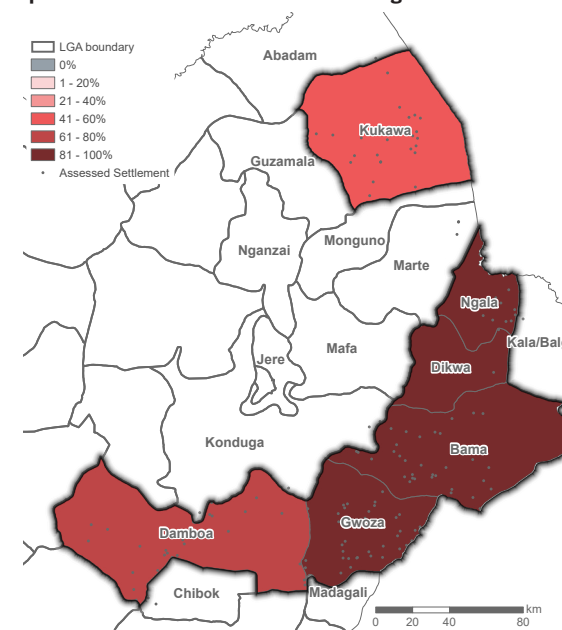


### Main water sources

Proportion of assessed settlements reporting having an improved water source as main drinking water source:



Proportion of assessed settlements reporting having an unimproved water source as main drinking water source:



<sup>1</sup>Where possible, only KIs that have arrived very recently (0-3 weeks prior to data collection) were interviewed. If not stated otherwise, the recall period is set to one month prior to the last information the KI had from the hard-to-reach area.

<sup>2</sup>LGA level data is only represented for LGAs in which at least 5% of populated settlements and where at least 5 settlements have been assessed. The most recent version of the VTS dataset (released in February 2019 on [vts.eonq.org](https://vts.eonq.org)) has been used as the reference for settlement names and locations, and adjusted for deserted villages (OCHA 2020).



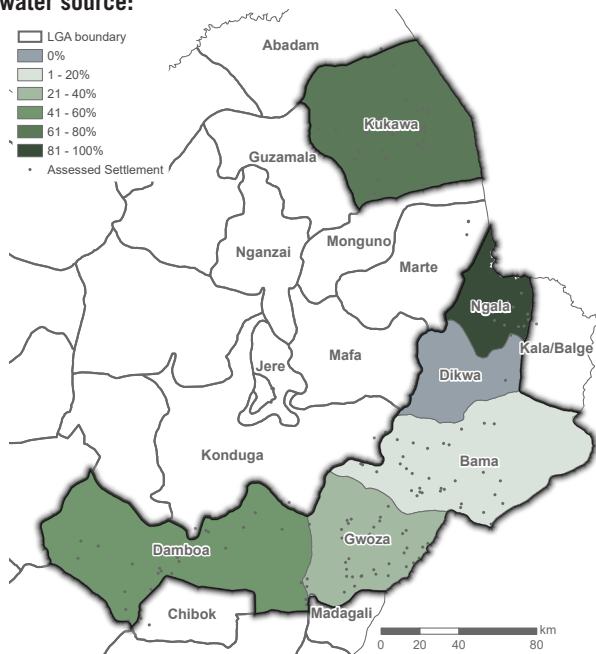
# Borno - Water, Sanitation and Hygiene (WASH)

Assessment of Hard-to-Reach Areas in Northeast Nigeria

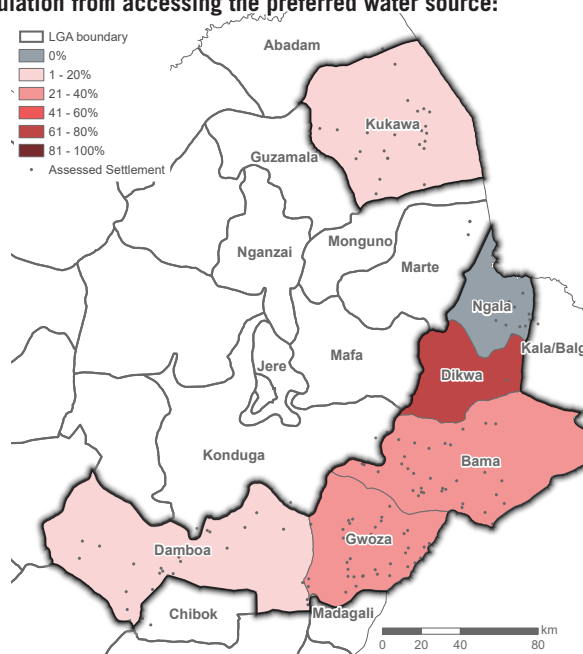
April 2020

## Access to water

Proportion of assessed settlements reporting that it takes less than 30 minutes to reach, access, and return from the water source:

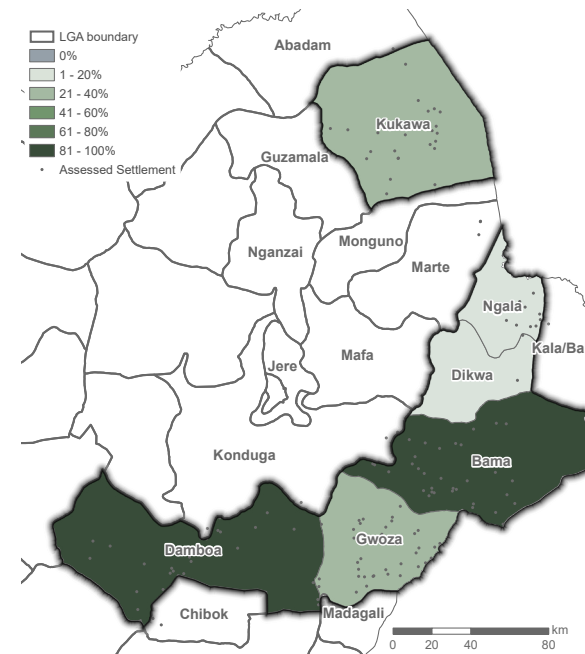


Proportion of assessed settlements reporting that safety concerns prevented at least some of the population from accessing the preferred water source:

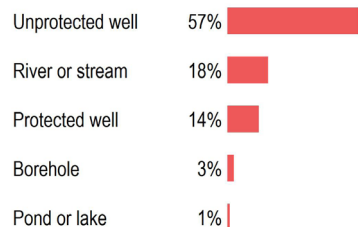


## Sanitation and hygiene

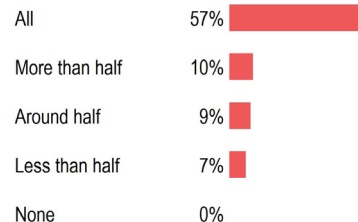
Proportion of assessed settlements reporting that people are using latrines:



Main types of drinking water sources in assessed settlements:



Proportion of people who are using latrines reported by assessed settlements where latrines usage was reported (85%):



Main reason reported why people were not using latrines, of assessed settlement reporting some people not using latrines (43%):



Main materials used for handwashing reported by assessed settlements:

