

### General Overview

**Communities assessed:** 230  
**Total IDP arrivals:<sup>1</sup>** 14,730  
**Total IDP departures:** 28,507  
**Total SR\* arrivals:** 3,365

#### Top 5 shelter types of new IDP arrivals:

(1) Managed camp 4,777 IDPs  
 (2) Solid/finished house 3,766 IDPs  
 (3) Individual tent 1,477 IDPs  
 (4) Collective centre 1,184 IDPs  
 (5) Unfinished/damaged building 1,153 IDPs

\*SR: Spontaneous Returns (to Community of Origin) refers to IDPs or refugees who return to the community that they originated from, but not necessarily to their place of habitual residence and do not enjoy the complete rights they had prior to displacement. SRs intend to remain in the community for an undetermined period.

<sup>1</sup> Because ISMI assesses total arrivals to and departures from communities across a bi-weekly period, some figures may be repeated displacements.

#### Top 5 ISMI-Covered Arrivals:

Departure community (governorate):	Total IDPs:	Destination community (governorate):
(1) Daret Azza (Aleppo)	1,425 IDPs	Bab El Hawa (Idleb)
(2) Al Qutayfah sub-district <sup>2</sup> (Rural Damascus)	1,112 IDPs	Maaret Elekhwan Reception Centre (Idleb)
(3) Ehsem (Idleb)	428 IDPs	Abu Makki (Idleb)
(4) Ma'arrat An Numan (Idleb)	428 IDPs	Abu Makki (Idleb)
(5) Madiq Castle (Hama)	399 IDPs	Bab El Hawa (Idleb)

#### Latest Developments:

- Following a reduction in cross-line displacements from Eastern Ghouta and Eastern Qalamoun to north-west Syria from mid-April,<sup>3</sup> the total number of reported IDP arrivals to ISMI-monitored sub-districts fell to 14,730, a 67% decline compared to the previous bi-weekly period (44,573).<sup>4</sup> The number of IDP departures (28,507) from assessed communities, in contrast, remained relatively constant with the first half of the month (27,378).
- In the second half of April, assessed communities in **Idleb governorate witnessed a total of 11,463 IDP arrivals and 20,363 IDP departures**. IDPs most commonly arrived to **Dana (3,934)** sub-district. Meanwhile the majority of departures were reported from **Ariha (6,221) and Ehsem (5,199)** sub-districts, 99% of which were secondary displacements.
- Significant IDP departures were also reported from assessed communities in **Al Bab (2,515) and A'zaz (2,081)** sub-districts in northern Aleppo. Most commonly, IDPs leaving these sub-districts reportedly intended to go to **Afrin district (2,115)**.

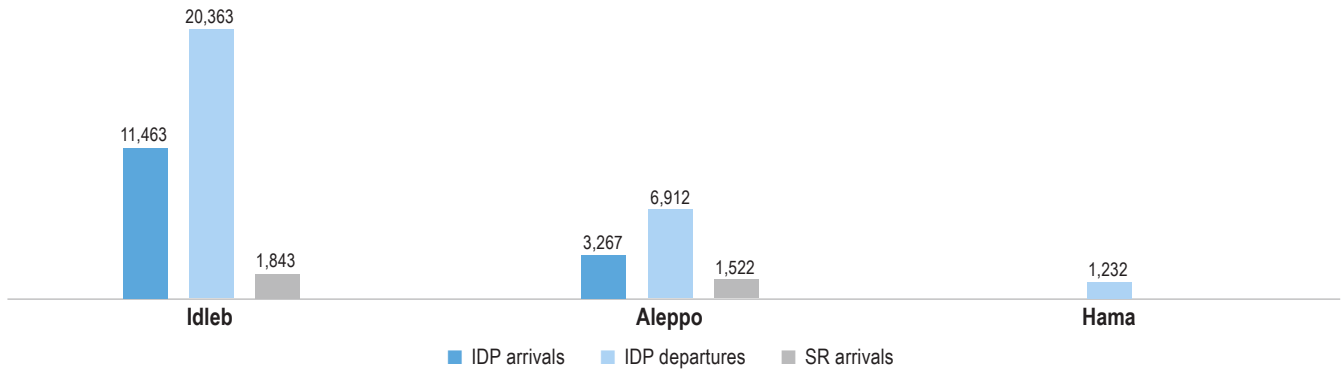
<sup>2</sup> Community-level last place of departure information was not reported for Al Qutayfah.

<sup>3</sup> UNOCHA, [Turkey | Syria: Situation in North-western Syria – Situation Report No. 4 \(as of 08 May 2018\)](#)

<sup>4</sup> CCCM, ISMI Bi-weekly Displacement Summary, 1-15 April 2018

### Overall Movements

Total IDP arrivals, IDP departures and SR arrivals by governorate:



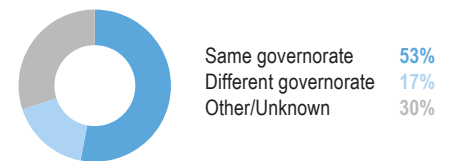
#### Last place of departure of IDP arrivals:



#### Intended destinations of IDP departures:



#### Last place of departure of SR arrivals:



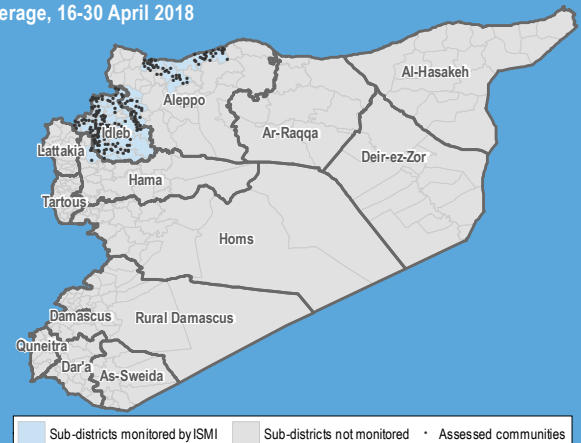
### About ISMI & This Factsheet

The IDP Situation Monitoring Initiative (ISMI) is an initiative of the Camp Coordination and Camp Management (CCCM) Cluster, implemented by REACH and supported by cluster members.

Following a baseline assessment conducted at the end of 2016, weekly/bi-weekly data collection cycles were initiated. This factsheet presents an overview of reported inward and outward movements of IDPs from 16 to 30 April 2018. Such displacements were reported in 230 communities in sub-districts monitored by ISMI. The coverage map in this section shows the sub-districts that were monitored for the most recent round of data collection, as well as the communities reporting movements. ISMI monitoring coverage varies over time depending on access. Displacements are identified through an extensive key informant (KI) network, either from alerts initiated by KIs or from follow-up by enumerators. At least two KIs are interviewed in each assessed community, and collected information is further triangulated through other sources, including CCCM member data and humanitarian updates. This approach allows for regular updates on IDP movements at the community level across sub-districts monitored by ISMI in northwest Syria.

The data used for this product was collected, triangulated and verified based on submissions from ISMI's network and select CCCM cluster members following the ISMI methodology. Due to differences in methodology and coverage, figures presented in this output may differ from official CCCM Cluster or UNHCR data. All data is for humanitarian use only.

Coverage, 16-30 April 2018



### Idleb

Communities assessed:	143
Total IDP arrivals:	11,463
Total IDP departures:	20,363
Total SR arrivals:	1,843

#### Vulnerable groups among IDP arrivals:<sup>5</sup>



#### Top 3 shelter types of IDP arrivals:

(1) Managed camp	3,597 IDPs
(2) Solid/finished house	2,743 IDPs
(3) Individual tent	1,262 IDPs

### IDP Arrivals

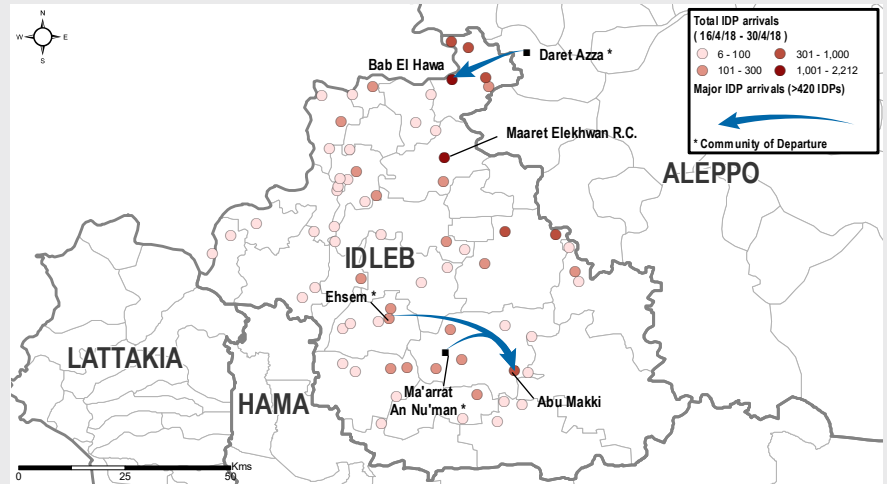
#### Sub-districts with most arrivals (# IDPs):

Dana	3,934
Ma'arrat An Nu'man	1,459
Saraqab	1,329
Maaret Tamsrin	1,226
Ehsem	531

#### Last sub-district of departure of arrivals (# IDPs):

Daret Azza	1,425
Ma'arrat An Nu'man	1,399
Al Qutayfah	1,112
Madiq Castle	1,090
Dana	999

#### Major IDP arrivals to communities in Idleb governorate

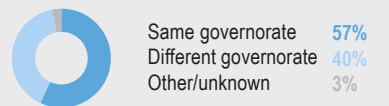


### IDP Departures<sup>6</sup>

#### Sub-districts with most departures (# IDPs):

Ariha	6,221
Ehsem	5,199
Kafr Nobol	1,689
Mhambal	1,649
Idleb	1,162

#### Intended destinations of departures:



### SR Arrivals

#### Sub-districts with most SR arrivals:

Abul Thohur	759
Tamanaah	371
Ariha	285
Mhambal	171
Ma'arrat An Nu'man	143

#### SRs returning to former homes:<sup>7</sup>

Abul Thohur	759
Tamanaah	371
Ariha	285
Mhambal	171
Ma'arrat An Nu'man	114

### Aleppo<sup>8</sup>

Communities assessed:	84
Total IDP arrivals:	3,267
Total IDP departures:	6,912
Total SR arrivals:	1,522

#### Top 3 shelter types of IDP arrivals:

(1) Managed camp	1,180 IDPs
(2) Solid/finished house	1,023 IDPs
(3) Informal settlement	266 IDPs

#### Vulnerable groups among IDP arrivals:<sup>5</sup>



### IDP Arrivals

#### Sub-districts with most arrivals (# IDPs):

A'zaz	1,380
Jarablus	616
Al Bab	314
Suran	234
Atareb	211

#### Last sub-district of departure of arrivals (# IDPs):

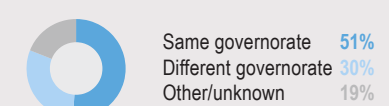
Al Bab	702
Suran	252
A'zaz	240
Jarablus	240
Jebel Saman	86

### IDP Departures<sup>6</sup>

#### Sub-districts with most departures (# IDPs):

Al Bab	2,515
A'zaz	2,081
Atareb	651
Ghandorah	576
Jarablus	434

#### Intended destinations of departures:



### SR Arrivals

#### Sub-districts with most SR arrivals:

A'zaz	799
Zarbah	529
Jarablus	108
Mare'	46
Ghandorah	40

#### SRs returning to former homes:<sup>7</sup>

A'zaz	799
Zarbah	529
Jarablus	108
Mare'	46
Ghandorah	40

### Hama<sup>9</sup>

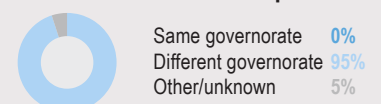
Communities assessed:	3
Total IDP arrivals:	None reported
Total IDP departures:	1,232
Total SR arrivals:	None reported

### IDP Departures<sup>6</sup>

#### Sub-districts with most departures (# IDPs):

Madiq Castle	1,032
Ziyara	200

#### Intended destinations of departures:



<sup>5</sup> Vulnerable groups: † Female-headed households/Women travelling alone ‡ Child-headed households/children travelling alone \*X Orphans † Elderly-headed households/Elderly travelling alone & Disabled-headed households/Individuals with disabilities travelling alone.

<sup>6</sup> IDP departure figures reflect aggregated departures of both IDP and resident (pre-conflict) populations.

<sup>7</sup> Returns to former homes does not imply a planned, voluntary, safe, and sustainable way, such that the person returning can enjoy the full spectrum of rights and privileges afforded to them prior to their displacement.

<sup>8</sup> Figures for Aleppo governorate reflect assessed communities in Aghtirin, Al Bab, Atareb, Azaz, Daret Azza, Ghandourah, Jarablus, Mare', Suran, Zarbah sub-districts and are, thus, not indicative of the whole governorate.

<sup>9</sup> Figures for Hama governorate reflect assessed communities in Madiq Castle and Ziyara sub-districts and are, thus, not indicative of the whole governorate.