

**OVERALL FINDINGS:**  
27 FEBRUARY – 5 MARCH

- 122 out of 1,183 ISMI-covered communities in Aleppo, Ar-Raqqa, Deir-ez-Zor, Hama, Homs and Idleb governorates experienced inward or outward movement of IDPs
  - 23,794 IDP arrivals
  - 8,200 IDP departures
- Substantial movements recorded towards northern Aleppo governorate along the Turkey-Syria border and Menbij sub-district, driven by escalating conflict including in and around Al Bab city, Tadaf<sup>1</sup> and Dayr Hafir sub-districts and other areas of the eastern Aleppo countryside<sup>2</sup>

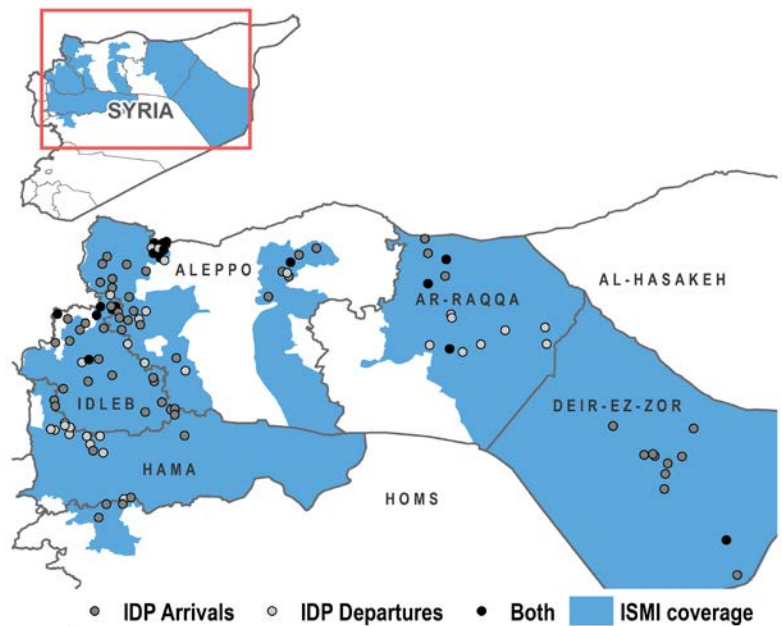


Table 1: Recorded IDP arrivals to ISMI-covered communities, by governorate, 27 February – 5 March 2017

		27 February – 5 March 2017 IDP ARRIVALS						Last week	Week before
		Reported arrivals (# IDPs)	Communities with largest IDP arrivals (# IDPs)		Most common provenance of IDP arrivals (# IDPs)		Change to last week	Reported arrivals (# IDPs)	Reported arrivals (# IDPs)
GOVERNORATE	Aleppo	20,205	Shamarin (3,600)	Menbij (3,066)	Dayr Hafir (1,744)	Tadaf (1,092)	↑	3,392	8,640
	Idleb	2,320	Dana (468)	Kafir – Kafrehmul (375)	A'riha (377)	Idleb city (325)	↓	2,739	2,115
	Ar-Raqqa	596	Maadan (180)	Sharkak (114)	Ar-Raqqa (190)	Yarobiyeh (86)	↑	417	847
	Hama	288	Rahjan (60)	Tal Milh (49)	Oqeirbat (83)	Braideej (30)	↑	124	231
	Deir-ez-Zor	280	Moeijel (35)	Zbara (35)	Deir-ez-Zor (58)	Jbeileh (35)	↓	339	163
	Homs	105	Ez Eldin (50)	Ballan (40)	Ar-Rastan (50)	Zafaraniya (40)	↓	157	95

Table 2: Recorded IDP departures from ISMI-covered communities, by governorate, 27 February – 5 March 2017

		27 February – 5 March 2017 IDP DEPARTURES						Last week	Week before
		Reported departures (# IDPs)	Communities with largest IDP departures (# IDPs)		Most common destinations of IDP departures (# IDPs)		Change to last week	Reported departures (# IDPs)	Reported departures (# IDPs)
GOVERNORATE	Aleppo	5,865	Menbij (4,002)	Shamarin (420)	Al Bab (2,328)	Maskana – Onaiza (436)	↑	4,712	2,799
	Idleb	1,472	Dana (390)	Hbit (363)	Halfaya (250)	Jarablus (189)	↑	784	1,837
	Ar-Raqqa	526	Ar-Raqqa (399)	Yaarub (75)	Ein Issa (92)	Tell Abiad (86)	↓	1,981	888
	Hama	204	Majdal (65)	Eastern Huweiz (36)	Halfaya (101)	Qah (25)	↓	765	598
	Deir-ez-Zor	74	Gharibeh (25)	Hajin (25)	Turkey (25)	Dahleh (24)	↑	20	95
	Homs	68	Wazeyeh (40)	Salim (28)	Lebanon (40)	Jomaqliyeh (28)	↑	25	130

<sup>1</sup> UN OCHA Flash Update as of 5 March 2017

<sup>2</sup> UNHCR Flash Update on Recent Events (8 March 2017)

## ALEPPO GOVERNORATE

### Recorded IDP arrivals

- 20,205 IDPs

### % of arrivals from other governorates

- 6%

### Most common shelter of newly arrived IDPs

- Camps (4,695 IDPs)
- Individual tents (4,590 IDPs)

### Recorded IDP departures

- 5,856 IDPs

### % of departures to other governorates

- 2%

### Most common reasons for IDPs leaving Aleppo communities

- Reduced access to food and family reunification

Ongoing conflict in **Al Bab, Tadam and Dayr Hafir sub-districts** led to large-scale IDP movements towards northern Aleppo governorate (Map 1, Figure 3), with **20,205 reported IDP arrivals in ISMI-covered communities** between 27 February and 5 March 2017. Around 50% of the new arrivals were recorded in **A'zaz sub-district**, with a smaller number of IDPs arriving to **Menbij sub-district** (Figure 1). The communities of **Shamariin and Menbij** witnessed the largest inward movement of IDPs followed by Shmarekh and A'zaz (Figure 2). In total, **5,856 IDP departures** were reported over the past week, with the largest number of departures occurring from ISMI-covered communities of Menbij (4,002 IDPs) and Shamariin (420 IDPs).

Figure 1: Reported arrivals to sub-district (# IDPs)



Map 1: Major displacements to ISMI-covered Aleppo communities

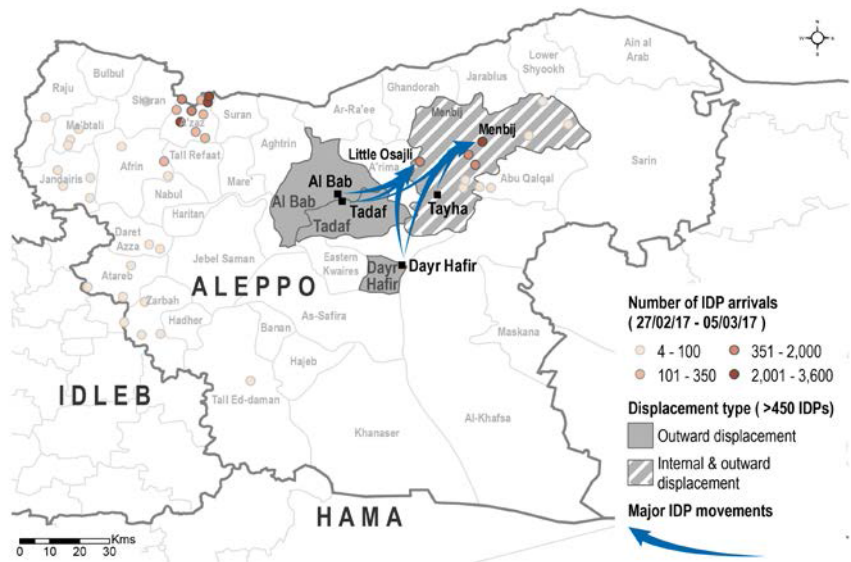


Figure 2: Five ISMI-covered communities receiving largest IDP arrivals (# IDP)

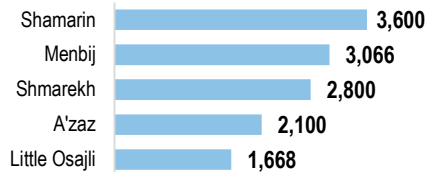
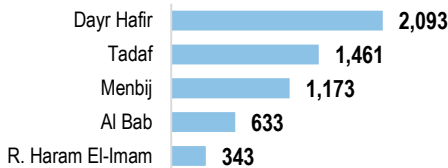


Figure 3: Five most common sub-districts of provenance of arrivals (# IDP)



## AR-RAQQA GOVERNORATE

Over the past week, **596 IDPs arrived to Ar-Raqqa ISMI-covered communities with the majority of new arrivals being recorded in Ein Issa and Maadan sub-districts** (Figures 4, 5). Ongoing clashes across Ar-Raqqa resulted in the secondary displacement of 385 IDPs, while 121 IDPs were reported to have arrived from Karama sub-district. Meanwhile, **526 IDPs departed ISMI-covered communities in Ar-Raqqa**, the majority to other areas within the governorate.

Figure 4: Reported arrivals to sub-districts (# IDPs)

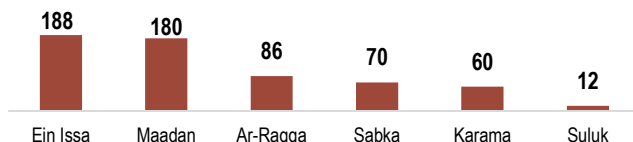


Figure 5: Five ISMI-covered communities receiving largest IDP arrivals (# IDPs)

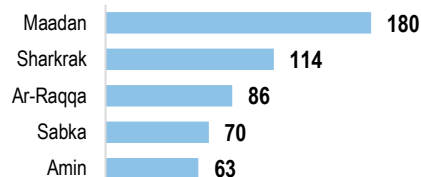
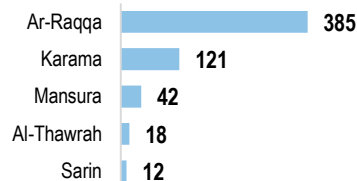


Figure 6: Five most common sub-districts of provenance of arrivals (# IDPs)



### Recorded IDP arrivals

- 596 IDPs

### % of arrivals from other governorates

- 98%

### Most common shelter of newly arrived IDPs

- Hosted (243 IDPs)
- Individual tents (232 IDPs)

### Recorded IDP departures

- 526 IDPs

### % of departures to other governorates

- 18%

### Most common reasons for IDPs leaving Ar-Raqqa communities

- Escalation of conflict and reduced access to food

# IDLEB GOVERNORATE

## Recorded IDP arrivals

- 2,320 IDPs

## % of arrivals from other governorates

- 56%

## Most common shelter of newly arrived IDPs

- Rented/owned housing (978 IDPs)
- Hosted (555 IDPs)

## Recorded IDP departures

- 1,472 IDPs

## % of departures to other governorates

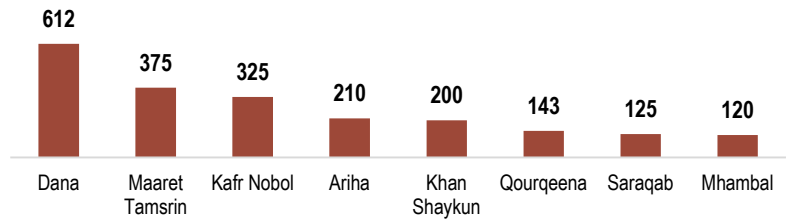
- 77%

## Most common reasons for IDPs leaving Idleb communities

- Reduced conflict in area of origin and improved safety and security in area of origin

ISMI-covered communities across Idleb experienced the arrival of 2,320 IDPs in the past week (Map 2). The majority of arrivals occurred to **Dana, Maaret Tamsrin and Kafr Nobol sub-districts**, with smaller numbers arriving in **Ariha and Khan Shaykhun** (Figure 7). Around half of recorded IDP arrivals to Idleb governorate in the past week occurred from other governorates, with the largest number arriving from Atareb sub-district (447) in Aleppo governorate. IDP arrivals to Idleb were also recorded from Ariha (377) and Idleb (325) sub-districts and Muhradah (75) in Hama (Figure 9). Meanwhile, **1,472 IDPs** left ISMI-covered communities in Idleb. The **majority of departures** left to Halfaya (250) in Hama and to the northern Idleb border-town of Jarablus (189).

Figure 7: Largest reported arrivals to sub-district (# IDPs)



Map 2: Major displacement to ISMI-covered Idleb communities

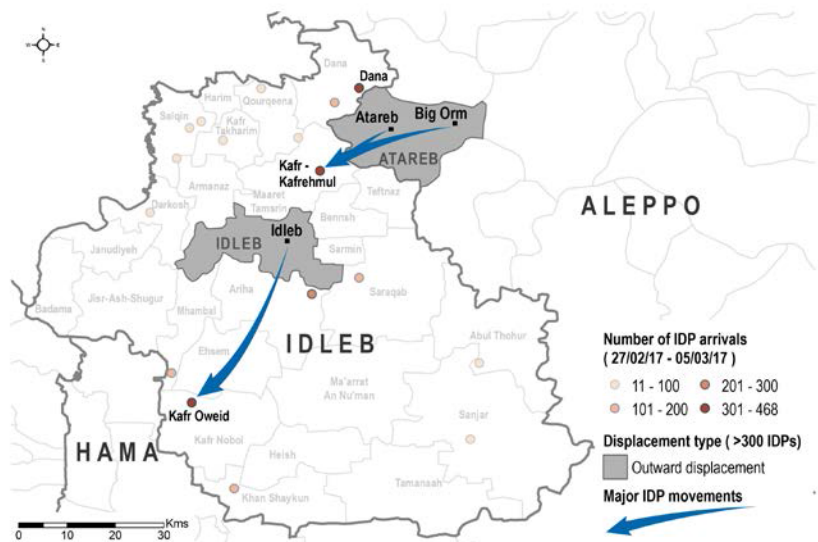


Figure 8: Five ISMI-covered communities receiving largest IDP arrivals (# IDPs)

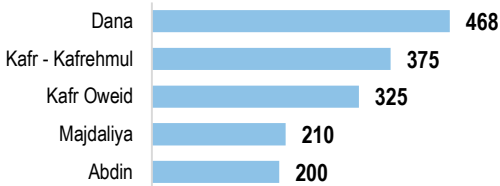
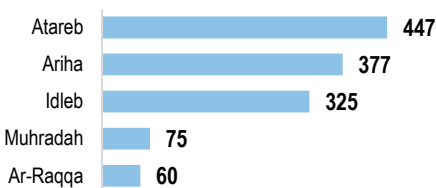


Figure 9: Five most common sub-districts of provenance of arrivals (# IDPs)



# HAMA GOVERNORATE

Over the past week, the arrival of 288 IDPs were recorded, with **As-Saan (100), Hamra (54) and Muhradah (49) sub-districts** receiving the largest number of IDP arrivals (Figure 10, 11). The majority of recorded movements occurred within the governorate, with the largest number of arrivals coming from Oqeirbat (83) and As-Suqaylabiyah (45) sub-districts. A total of **204 IDPs left ISMI-covered Hama communities** in the same sub-districts that reported arrivals. While most secondary displacements occurred within the governorate, the majority of IDPs left to Halfaya (101).

Figure 10: Reported arrivals to sub-districts (# IDPs)

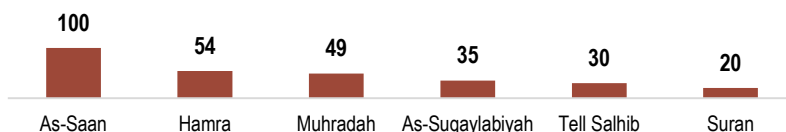


Figure 11: Five ISMI-covered communities receiving largest IDP arrivals (# IDPs)

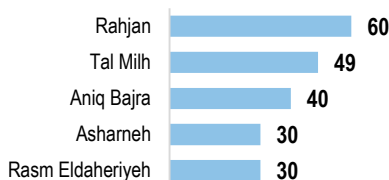
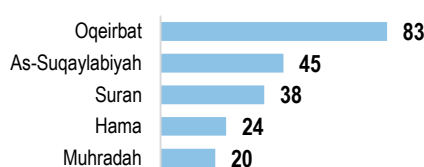


Figure 12: Five most common sub-districts of provenance of arrivals (# IDPs)



## Recorded IDP arrivals

- 288 IDPs

## % of arrivals from other governorates

- 3%

## Most common shelter of newly arrived IDPs

- Rented/owned housing (94 IDPs)
- Unfinished buildings (84 IDPs)

## Recorded IDP departures

- 204 IDPs

## % of departures to other governorates

- 22%

## Most common reasons for IDPs leaving Hama communities

- Reduced conflict in the area of origin and safety and security in the community compared to elsewhere

## DEIR-EZ-ZOR GOVERNORATE

### Recorded IDP arrivals

- 280 IDPs

### % of arrivals from other governorates

- 42%

### Most common shelter of newly arrived IDPs

- Hosted (174 IDPs)
- Collective centres (57 IDPs)

### Recorded IDP departures

- 74 IDPs

### % of departures to other governorates

- 66%

### Most common reasons for IDPs leaving Deir-ez-Zor communities

- Reduced access to water and electricity

A total of **280 IDPs arrived to ISMI-covered communities** in Deir-ez-Zor between 27 February and 5 March 2017, the majority arriving to **Ein Issa, Maadan and Ar-Raqqa sub-districts** (Figures 13, 14). Around 40% of new arrivals to Deir-ez-Zor communities were displaced from areas outside Deir-ez-Zor governorate. In total, **74 IDPs were recorded to have left the governorate in the past week, some leaving to Turkey (25)**.

Figure 13: Reported arrivals to sub-district (# IDPs)

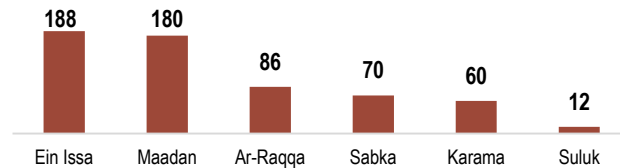
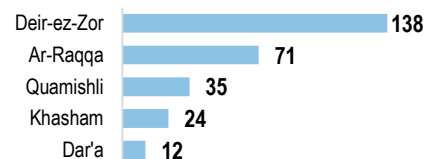


Figure 14: Five ISMI-covered communities receiving largest IDP arrivals (# IDPs)



Figure 15: Sub-districts of provenance of arrivals (# IDPs)



## HOMS GOVERNORATE

A total of **105 IDPs arrived to ISMI-covered areas in Homs governorate** in the past week, all new arrivals were recorded to **Ar-Rastan sub-district (105)** (Figures 16, 17). All recorded IDP arrivals came from Talbiseh (55) and other areas of Ar-Rastan sub-district (50), both in Homs. In the past week, **68 IDPs left ISMI-covered communities in Homs**, with 40 going to Lebanon and 28 to the community of Jomaqliyeh in Hama governorate.

Figure 16: Reported arrivals to sub-district (# IDPs)

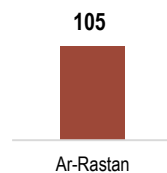


Figure 17: ISMI-covered communities receiving IDP arrivals (# IDPs)

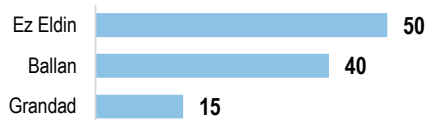


Figure 18: Sub-districts of provenance of arrivals (# IDPs)



### Recorded IDP arrivals

- 105 IDPs

### % of arrivals from other governorates

- 0%

### Most common shelter of newly arrived IDPs

- Hosted (55 IDPs)
- Rented/owned housing (50 IDPs)

### Recorded IDP departures

- 68 IDPs

### % of departures to other governorates

- 100%

### Most common reasons for IDPs leaving Homs communities

- Various reasons

## ABOUT ISMI & THIS FACTSHEET

The **IDP Situation Monitoring Initiative (ISMI)** is an initiative of the Camp Coordination and Camp Management (CCCM) Cluster, implemented by REACH with the support of Syria Relief Network (SRN) and cluster members.

Following a baseline assessment conducted between 23 October and 21 November 2016, weekly data collection cycles have been initiated to provide regular updates on IDP movements. Based on 1,183 communities assessed in the governorates of Aleppo, Ar-Raqqa, Deir-ez-Zor, Hama, Homs and Idleb during the baseline, this factsheet presents a summary of reported inward and outward movements of IDPs in the 7 days preceding data collection. **From 27 February to 5 March 2017 such displacements were reported in 122 out of all ISMI-covered communities.**

Displacement was identified through an extensive key informant (KI) network, either through alert initiated by KIs or follow-up by enumerators. A range of 2-3 KIs were interviewed in each community, while collected information was further triangulated through other sources, including CCCM member data and humanitarian updates. This approach allows for regular updates on IDP movements at a community level across ISMI coverage areas. As movement updates are limited to areas covered by ISMI, there are displacements that are not reported on here.

### An initiative of



Feedback: CCCM Cluster Northern Syria, Email:

[syria\\_cross.border.info@ccmcluster.org](mailto:syria_cross.border.info@ccmcluster.org)

Info:  
<http://www.globalccmcluster.org>,  
<https://www.humanitarianresponse.info>

### Implemented by

