

Introduction

This multi-sectoral needs assessment is part of a monthly data collection exercise which aims to gather information about needs and the humanitarian situation inside Syria. The factsheets present information collected in February 2018, referring to the situation in January 2018.

These factsheets present information at the community level for 16 sub-districts in Dar'a governorate. In Dar'a City, neighbourhood-level data was collected and information is presented at this level*. Selected key indicators for the following sectors are included in the factsheets: displacement, shelter, non-food items (NFIs), health, food security, water sanitation and hygiene (WASH) and education. The factsheets do not cover the entire range of indicators gathered in the questionnaire.

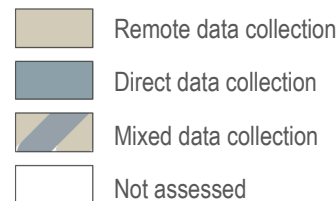
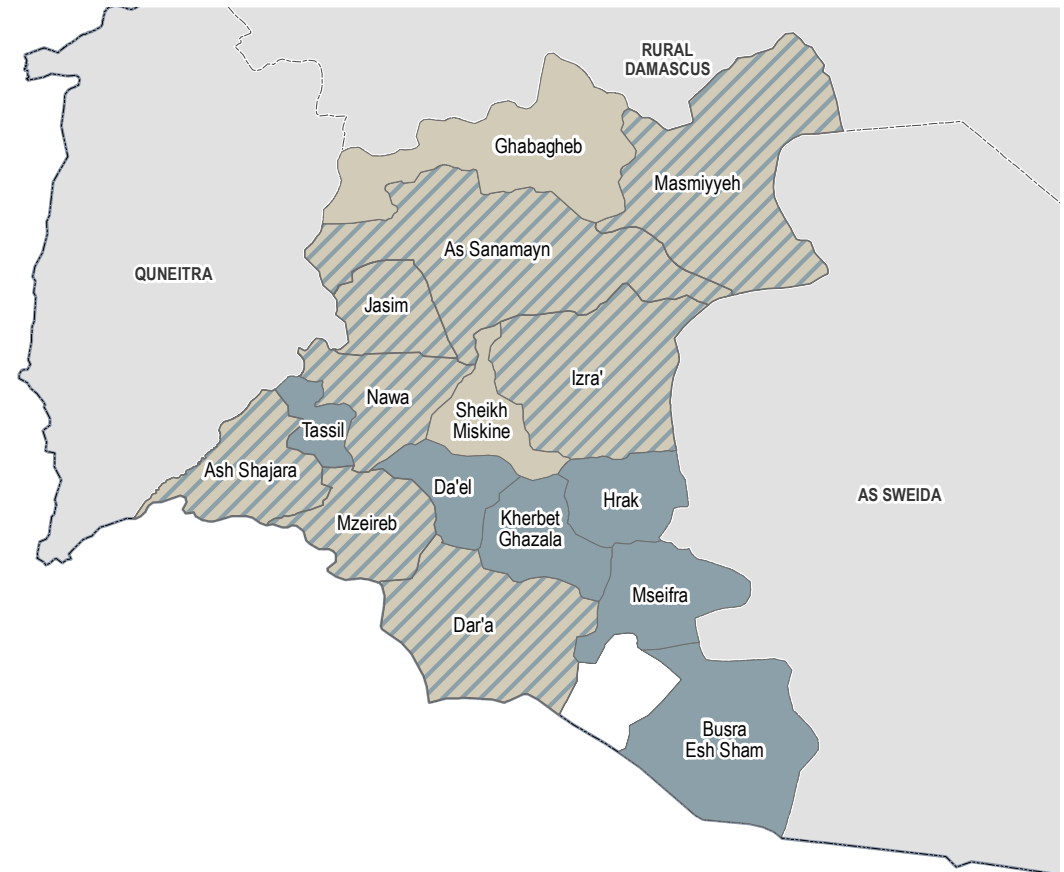
For full visualisation of all indicators collected, please see the SIMAWG Needs Identification Dynamic Reporting Tool, available here: <http://www.reach-info.org/syr/simawg/>.

Methodology and limitations

These findings are based on data collected both directly and remotely (in Jordan) from Key Informants residing in the communities assessed.

Information was collected from Key Informants in 104 communities in 16 sub-districts of Dar'a governorate. For each question asked, confidence levels were assigned based on the Key Informant's area of expertise and knowledge of the sector-specific situation.

For a full description of the methodology, please see the Terms of Reference, available on the [REACH Resource Centre](#).



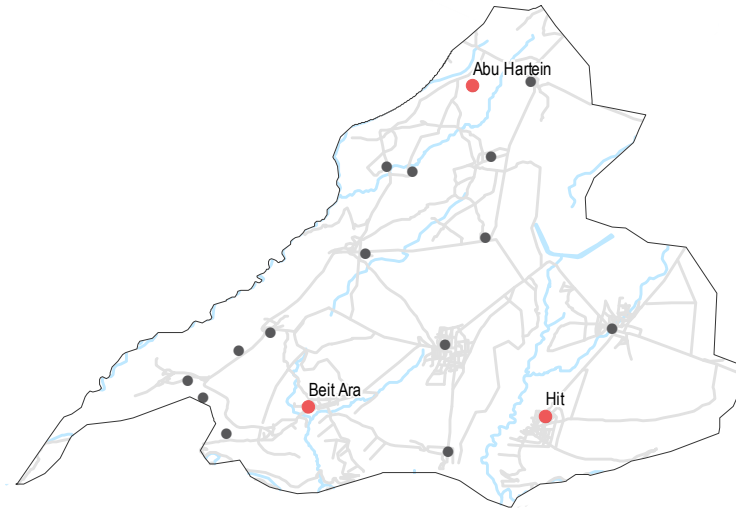
PDF: click on a sub-district name to directly access the relevant factsheet

Displacement

- % of pre-conflict population remaining
- % of population that are female
- % of female-headed households
- IDPs living in village
- New IDP arrivals
- Returnees

Abu Hartein		
1-25%	26-50%	None
Yes	No info	No
Beit Ara		
51-75%	51-75%	1-25%
Yes	No info	No
Hit		
51-75%	26-50%	1-25%
Yes	No info	No

• 3/17 communities assessed : Abu Hartein, Beit Ara, Hit



Shelter

- Independent apartment or house
- Shared apartment or house
- Unfinished apartment or house
- Tent
- Private space not for shelter
- Cave/natural shelter
- Collective public space not for shelter
- No IDPs
- No information
- Min - Max: rent paid per room (where known)

Abu Hartein	
NDPs	IDPs
No info	
Beit Ara	
NDPs	IDPs
No info	
Hit	
NDPs	IDPs
No info	

Livelihoods

Most common sources of income

Most common strategies used to cope with lack of income / resources

Abu Hartein

Daily employment
Farm owning

Borrowing from family/friends

Beit Ara

Daily employment
Farm owning
Business/trade

Children sent to work/beg
Borrowing from family/friends

Hit

Daily employment
Farm owning
Business/trade

Children sent to work/beg
Borrowing from family/friends

NFIs

Abu Hartein

B NA	NA
C NA	NA
D NA	NA
F NA	NA

Beit Ara

B 9500 SYP	NA
C NA	NA
D 500 SYP	NA
F 100000 SYP	NA

Hit

B 8500 SYP	NA
C NA	NA
D 400 SYP	NA
F NA	NA

Abu Hartein

Cutting trees
Burning furniture not in use
Burning plastics

Beit Ara

Cutting trees
Burning plastics
Burning waste

Hit

Cutting trees
Burning furniture not in use
Burning plastics

Most common electricity source

- Main network
- Generator
- No source
- Solar alternative
- Batteries
- No information

Fuel Prices (SYP)*

- B** Butane (cannister)
- C** Coal (1kg)
- D** Diesel (1 litre)
- F** Firewood (1 tonne)

NFI Prices (SYP)*

- Cement (50kg)
- Floor mat (3*4m)
- Plastic tarpaulin (1m²)
- Tent (5 persons)

NA: not available for purchase

Most common strategies used to cope with a lack of fuel

WASH

- Most common water source**
- Status of water source**
- Water is safe to drink
 - Water tastes/smells bad
 - People sick after drinking
 - No information
- Sufficiency of available water to meet household needs**
- Sufficient
 - Insufficient
 - No information
- Most common method of garbage disposal**

Abu Hartein

- Water trucking
- Disposed at designated site

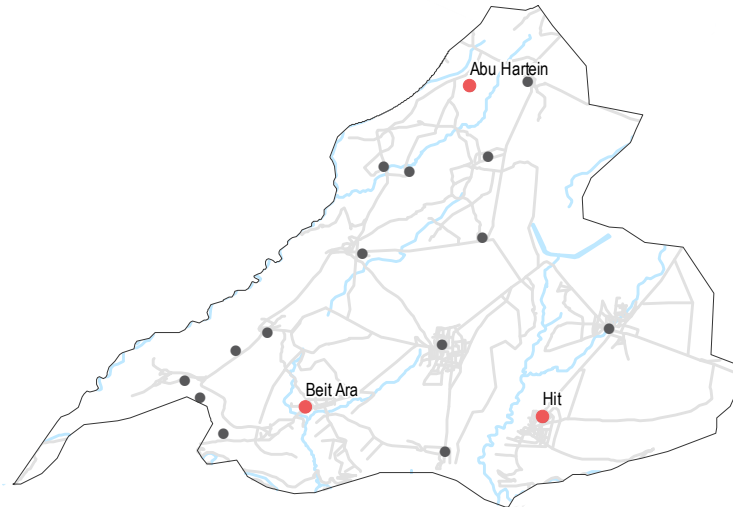
Beit Ara

- Network
- Buried / burned

Hit

- Water trucking
- Buried / burned

• 3/17 communities assessed : Abu Hartein, Beit Ara, Hit



Education

- Status of primary schools in village**
- Functioning
 - Not functioning
 - Not available
 - No information
- Barriers to accessing education services**

Hit

Most children accessed education

Abu Hartein
 No spaces available

Beit Ara

- Lack of teaching staff
- Unsafe route to services
- Parents do not approve of curriculum

Health

Most common health problems

Most common barriers to accessing healthcare

Abu Hartein

- Disabilities
- Chronic diseases
- Maternal health issues

No facilities in the area

Beit Ara

- Chronic diseases
- Pregnancy related diseases
- Severe diseases affecting those aged less than 5

- No facilities in the area
- Security concerns around travel
- Security concerns around entering facilities

Hit

- Pregnancy related diseases
- Fever
- Severe diseases affecting those aged less than 5

- No facilities in the area
- Security concerns around travel
- Lack of transportation

Food Security

Abu Hartein

- Bread: no info
- Rice: no info
- Lentils: no info
- Sugar: no info
- Cooking oil: no info

Bread is not available in the village

No difficulties reported

Private bakeries unavailable

Beit Ara

- Bread: no info
- Rice: 650 SYP
- Lentils: 400 SYP
- Sugar: 350 SYP
- Cooking oil: 900 SYP

Shops

No difficulties reported

Private bakeries unavailable

Hit

- Bread: no info
- Rice: 700 SYP
- Lentils: 400 SYP
- Sugar: 350 SYP
- Cooking oil: 900 SYP

Shops

No difficulties reported

Private bakeries unavailable

Main challenges to obtaining food

- No challenges
- Some foods unavailable
- Local production decreased
- Lack of access to markets
- Some foods expensive
- Lack of resources to buy food
- Lack of access to fuel
- Cooking fuel unavailable
- No information

Bread (public): 1 pack
 Rice: 1kg
 Lentils: 1kg
 Sugar: 1kg
 Cooking oil: 1 litre

Access to bread

- Most common source of bread
- Most common barriers to accessing bread
- Number of days, per month, where bread from private bakeries was unavailable

Humanitarian Situation Overview in Syria (HSOS): Sub-district Factsheets

As Sanamayn 1/4, Dar'a Governorate

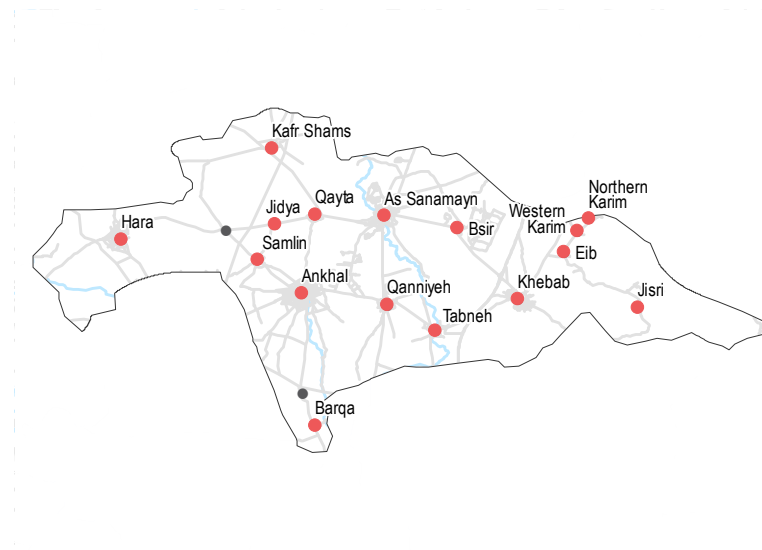
Sub-district P-Code: SY120200
January 2018

Displacement

- % of pre-conflict population remaining
- % of population that are female
- % of female-headed households
- IDPs living in village
- New IDP arrivals
- Returnees

Sub-district	% of pre-conflict population remaining	% of population that are female	% of female-headed households	IDPs living in village	New IDP arrivals	Returnees
Ankhal	51-75%	51-75%	1-25%	Yes	No	No
As Sanamayn	51-75%	51-75%	26-50%	Yes	No	No
Barqa	51-75%	76-100%	26-50%	Yes	No info	No
Bsir	76-100%	51-75%	26-50%	Yes	No info	No

• 16/17 communities assessed (12 communities are shown on the next three factsheets): Ankhal, As Sanamayn, Barqa, Bsir



Shelter

- Independent apartment or house
- Shared apartment or house
- Unfinished apartment or house
- Tent
- Private space not for shelter
- Cave/natural shelter
- Collective public space not for shelter
- No IDPs
- No information
- Min - Max: rent paid per room (where known)

Sub-district	Most common shelter	NDPs	IDPs
Ankhal	Independent apartment or house	3000 - 3500 SYP	3000 - 3500 SYP
As Sanamayn	Shared apartment or house	5000 - 10000 SYP	5000 - 10000 SYP
Barqa	Unfinished apartment or house	No IDPs	No info
Bsir	Tent	No info	No info

Livelihoods

- Most common sources of income
- Most common strategies used to cope with lack of income / resources

Sub-district	Most common sources of income	Most common strategies used to cope with lack of income / resources
Ankhal	Daily employment Farm owning Business/trade	Children sent to work/beg Borrowing from family/friends Skipping meals
As Sanamayn	Stable employment Farm owning Support from family/friends	Borrowing from family/friends Skipping meals Reducing meal size
Barqa	Daily employment Farm owning Support from family/friends	Borrowing from family/friends Skipping meals Reducing meal size
Bsir	Stable employment Farm owning Support from family/friends	Taking loans/buying on credit Borrowing from family/friends Skipping meals

NFIs

Sub-district	Most common electricity source	Fuel Prices (SYP)*	NFI Prices (SYP)*
Ankhal	Generator	Butane (cannister) 7000 SYP	Cement (50kg) NA
Bsir	Generator	Butane (cannister) 3000 SYP	Floor mat (3*4m) 2000 SYP

As Sanamayn

B 3000 SYP	Generator	2000 SYP
C 350 SYP	Generator	4000 SYP
D 300 SYP	Generator	3500 SYP
F 75000 SYP	Generator	NA

Barqa

B 7500 SYP	Generator	NA
C 350 SYP	Generator	4000 SYP
D 350 SYP	Generator	3500 SYP
F 75000 SYP	Generator	NA

Ankhal
 Burning productive assets
 Burning plastics

As Sanamayn
 No lack of fuel

Bsir
 No lack of fuel

Barqa
 Cutting trees
 Burning furniture not in use
 Burning plastics

- Main network
 - Generator
 - No source
 - Solar alternative
 - Batteries
 - No information
- Fuel Prices (SYP)*
- B** Butane (cannister)
 - C** Coal (1kg)
 - D** Diesel (1 litre)
 - F** Firewood (1 tonne)
- NFI Prices (SYP)*
- Cement (50kg)
 - Floor mat (3*4m)
 - Plastic tarpaulin (1m²)
 - Tent (5 persons)
- NA: not available for purchase

Most common strategies used to cope with a lack of fuel

WASH

Most common water source

Status of water source

- Water is safe to drink
- Water tastes/smells bad
- People sick after drinking
- No information

Sufficiency of available water to meet household needs

- Sufficient
- Insufficient
- No information

Most common method of garbage disposal

Ankhal

- Closed well
- Public free collection

As Sanamayn

- Network
- Public free collection

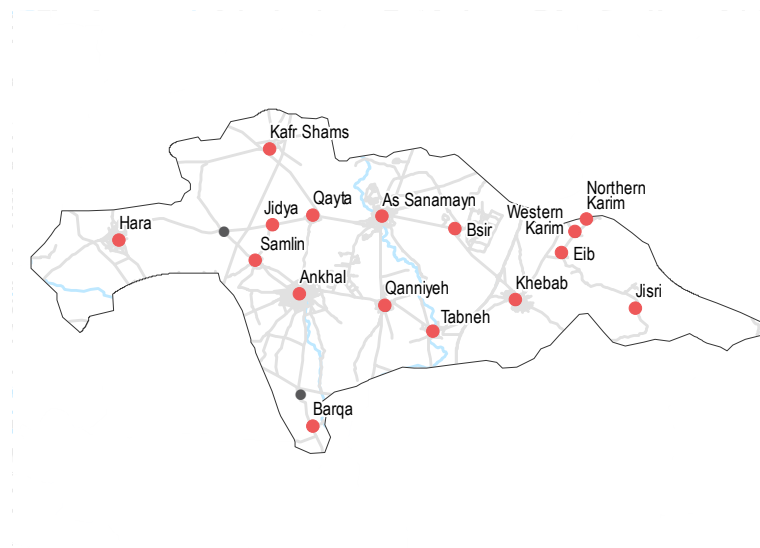
Barqa

- Closed well
- Public free collection

Bsir

- Network
- Public free collection

• 16/17 communities assessed (12 communities are shown on the next three factsheets): Ankhal, As Sanamayn, Barqa, Bsir



Food Security

Ankhal

- Private bakeries
- Bread: no info
- Rice: 650 SYP
- Lentils: 425 SYP
- Sugar: 300 SYP
- Cooking oil: 750 SYP
- No difficulties reported

As Sanamayn

- Public bakeries
- Bread: 50 SYP
- Rice: 550 SYP
- Lentils: 400 SYP
- Sugar: 265 SYP
- Cooking oil: 700 SYP
- No difficulties reported

Barqa

- Private bakeries
- Bread: no info
- Rice: 550 SYP
- Lentils: 400 SYP
- Sugar: 265 SYP
- Cooking oil: 700 SYP
- No difficulties reported

Bsir

- Public bakeries
- Bread: 100 SYP
- Rice: 550 SYP
- Lentils: 400 SYP
- Sugar: 265 SYP
- Cooking oil: 700 SYP
- No difficulties reported

Main challenges to obtaining food

- No challenges
- Some foods unavailable
- Local production decreased
- Lack of access to markets
- Some foods expensive
- Lack of resources to buy food
- Lack of access to fuel
- Cooking fuel unavailable
- No information

Bread (public): 1 pack
 Rice: 1kg
 Lentils: 1kg
 Sugar: 1kg
 Cooking oil: 1 litre

Access to bread

- Most common source of bread
- Most common barriers to accessing bread
- Number of days, per month, where bread from private bakeries was unavailable

Education

Status of primary schools in village

- Functioning
- Not functioning
- Not available
- No information

Barriers to accessing education services

Barqa

Most children accessed education

Bsir

Most children accessed education

Ankhal

Most children accessed education

As Sanamayn

Most children accessed education

Health

Most common health problems

Most common barriers to accessing healthcare

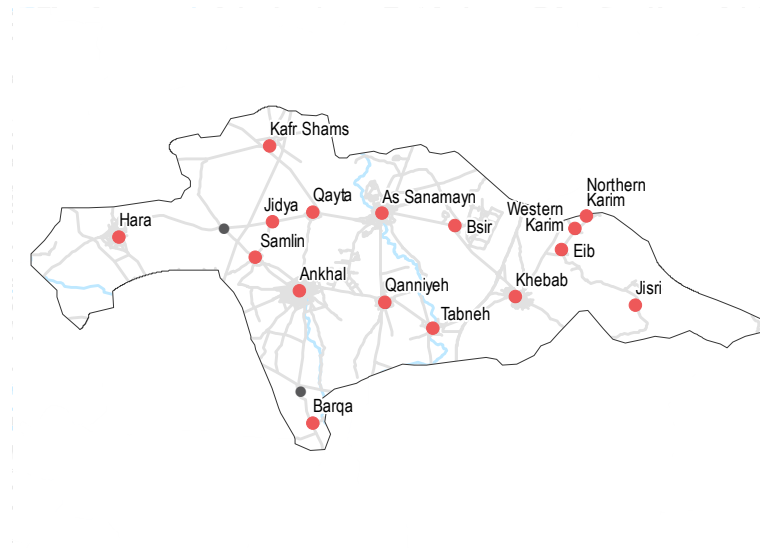
Community	Most common health problems	Most common barriers to accessing healthcare
Ankhal	Chronic diseases Pregnancy related diseases Severe diseases affecting those aged less than 5	No difficulties reported
As Sanamayn	Communicable diseases Chronic diseases Acute respiratory infections	No difficulties reported
Barqa	Communicable diseases Chronic diseases Acute respiratory infections	No facilities in the area Security concerns around travel Lack of transportation
Bsir	Communicable diseases Chronic diseases Acute respiratory infections	No difficulties reported

Displacement

- % of pre-conflict population remaining
- % of population that are female
- % of female-headed households
- IDPs living in village
- New IDP arrivals
- Returnees

Community	% of pre-conflict population remaining	% of population that are female	% of female-headed households	IDPs living in village	New IDP arrivals	Returnees
Eib	1-25%	None	No info	Yes	No info	No
Hara	76-100%	51-75%	1-25%	Yes	No	No
Jidya	26-50%	51-75%	1-25%	Yes	No info	No
Jisri	1-25%	51-75%	1-25%	Yes	No info	No

• 16/17 communities assessed (4 communities are shown on the previous factsheet, 8 communities are shown on the next two factsheets): Eib, Hara, Jidya, Jisri



Shelter

- Independent apartment or house
- Shared apartment or house
- Unfinished apartment or house
- Tent
- Private space not for shelter
- Cave/natural shelter
- Collective public space not for shelter
- No IDPs
- No information
- Min - Max: rent paid per room (where known)

Community	NDPs	IDPs
Eib		
Jisri		
Hara		
	4500 - 5500 SYP	
Jidya		
	No info	

Livelihoods

Community	Most common sources of income	Most common strategies used to cope with lack of income / resources
Eib	Daily employment High risk/illegal work	Borrowing from family/friends Skipping meals Reducing meal size
Hara	Stable employment Daily employment Business/trade	Borrowing from family/friends Skipping meals
Jidya	Stable employment Daily employment Business/trade	Borrowing from family/friends
Jisri	Daily employment Business/trade	Children sent to work/beg Borrowing from family/friends

NFIs

Community	NA	4000 SYP	8000 SYP	500 SYP	400 SYP	NA
Eib	B 7500 SYP	C NA	D 350 SYP	F NA	Jisri	B 8000 SYP
Hara	B 8000 SYP	C 500 SYP	D 400 SYP	F NA		
Jidya	B 3500 SYP	C 500 SYP	D 225 SYP	F 75000 SYP		

- Most common electricity source
- Main network
 - Generator
 - No source
 - Solar alternative
 - Batteries
 - No information
- Fuel Prices (SYP)*
- B** Butane (cannister)
 - C** Coal (1kg)
 - D** Diesel (1 litre)
 - F** Firewood (1 tonne)
- NFI Prices (SYP)*
- Cement (50kg)
 - Floor mat (3*4m)
 - Plastic tarpaulin (1m²)
 - Tent (5 persons)
- NA: not available for purchase

- Most common strategies used to cope with a lack of fuel
-

Community	Most common strategies used to cope with a lack of fuel
Eib	Cutting trees Burning furniture not in use Burning plastics
Hara	Burning productive assets
Jisri	Burning productive assets Burning waste
Jidya	No lack of fuel

WASH

Most common water source

Status of water source

- Water is safe to drink
- Water tastes/smells bad
- People sick after drinking
- No information

Sufficiency of available water to meet household needs

- Sufficient
- Insufficient
- No information

Most common method of garbage disposal

Eib

- Closed well
- Left in street / public area

Hara

- Closed well
- Public free collection

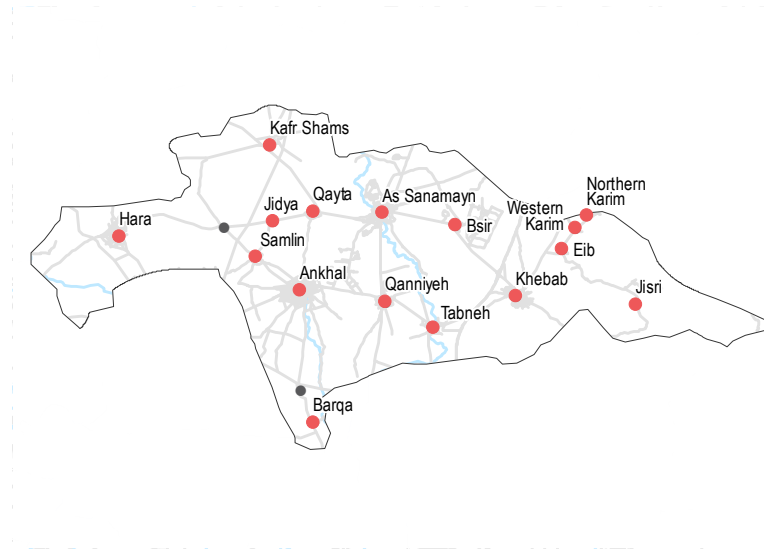
Jidya

- Closed well
- Public free collection

Jisri

- Closed well
- Buried / burned

• 16/17 communities assessed (4 communities are shown on the previous factsheet, 8 communities are shown on the next two factsheets): Eib, Hara, Jidya, Jisri



Food Security

Eib

- Bread: no info
- Rice: 550 SYP
- Lentils: 400 SYP
- Sugar: 275 SYP
- Cooking oil: 700 SYP

- Private bakeries
- No difficulties reported

Hara

- Bread: no info
- Rice: 650 SYP
- Lentils: 450 SYP
- Sugar: 300 SYP
- Cooking oil: 750 SYP

- Private bakeries
- No difficulties reported

Jidya

- Bread: 75 SYP
- Rice: 650 SYP
- Lentils: 420 SYP
- Sugar: 300 SYP
- Cooking oil: 750 SYP

- Shops
- No difficulties reported
- Private bakeries unavailable

Jisri

- Bread: no info
- Rice: 600 SYP
- Lentils: 425 SYP
- Sugar: 300 SYP
- Cooking oil: 750 SYP

- Shops
- No difficulties reported
- Private bakeries unavailable

Main challenges to obtaining food

- No challenges
- Some foods unavailable
- Local production decreased
- Lack of access to markets
- Some foods expensive
- Lack of resources to buy food
- Lack of access to fuel
- Cooking fuel unavailable
- No information

Bread (public): 1 pack
Rice: 1kg
Lentils: 1kg
Sugar: 1kg
Cooking oil: 1 litre

Access to bread

- Most common source of bread
- Most common barriers to accessing bread
- Number of days, per month, where bread from private bakeries was unavailable

Education

Status of primary schools in village

- Functioning
- Not functioning
- Not available
- No information

Barriers to accessing education services

Jidya

Most children accessed education

Jisri

Services not accessible

Eib

- Some facilities destroyed
- Lack of teaching staff
- Unsafe route to services

Hara

Most children accessed education

Health

Most common health problems

Most common barriers to accessing healthcare

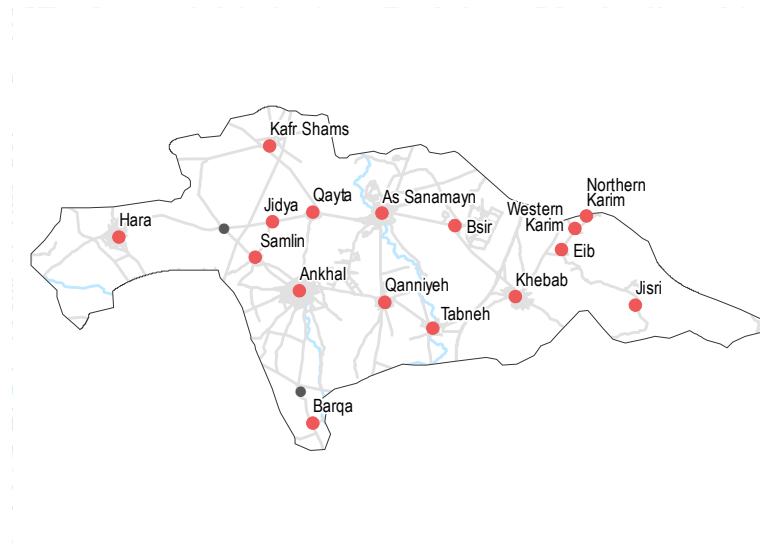
Community	Most common health problems	Most common barriers to accessing healthcare
Eib	Communicable diseases Chronic diseases Acute respiratory infections	No facilities in the area Security concerns around travel Lack of transportation
Hara	Chronic diseases Pregnancy related diseases Severe diseases affecting those aged less than 5	No difficulties reported
Jidya	Chronic diseases Pregnancy related diseases Severe diseases affecting those aged less than 5	No difficulties reported
Jisri	Chronic diseases Pregnancy related diseases Severe diseases affecting those aged less than 5	No facilities in the area

Displacement

- % of pre-conflict population remaining
- % of population that are female
- % of female-headed households
- IDPs living in village
- New IDP arrivals
- Returnees

Community	% of pre-conflict population remaining	% of population that are female	% of female-headed households	IDPs living in village	New IDP arrivals	Returnees
Kafr Shams	76-100%	51-75%	1-25%	Yes	No	No
Khebab	76-100%	51-75%	26-50%	Yes	No info	No
Northern Karim	51-75%	26-50%	1-25%	Yes	No info	No
Qanniyeh	51-75%	26-50%	1-25%	Yes	No info	No

• 16/17 communities assessed (8 communities are shown on the previous two factsheets, 4 communities are shown on the next factsheet): Kafr Shams, Khebab, Northern Karim, Qanniyeh



NFIs

Community	Most common electricity source	Fuel Prices (SYP)*	NFI Prices (SYP)*
Kafr Shams	B 8000 SYP, C 500 SYP, D 400 SYP, F 70000 SYP	B 2200 SYP, C 3800 SYP, D 425 SYP, F NA	B 6500 SYP, C NA, D 325 SYP, F NA
Qanniyeh	B 3500 SYP, C 500 SYP, D 225 SYP, F 75000 SYP	B NA, C 3200 SYP, D 425 SYP, F NA	B 6500 SYP, C NA, D 325 SYP, F NA
Khebab	B 3000 SYP, C 350 SYP, D 300 SYP, F 75000 SYP	B 2000 SYP, C 4000 SYP, D 3500 SYP, F NA	B 6500 SYP, C NA, D 325 SYP, F NA
Northern Karim	B 6500 SYP, C NA, D 325 SYP, F NA	B 2000 SYP, C 4000 SYP, D 3500 SYP, F NA	B 6500 SYP, C NA, D 325 SYP, F NA

- Most common electricity source
- Main network
- Generator
- No source
- Solar alternative
- Batteries
- No information
- Fuel Prices (SYP)*
- Butane (cannister)
- Coal (1kg)
- Diesel (1 litre)
- Firewood (1 tonne)
- NFI Prices (SYP)*
- Cement (50kg)
- Floor mat (3*4m)
- Plastic tarpaulin (1m²)
- Tent (5 persons)
- NA: not available for purchase

Shelter

- Most common shelter
- Independent apartment or house
- Shared apartment or house
- Unfinished apartment or house
- Tent
- Private space not for shelter
- Cave/natural shelter
- Collective public space not for shelter
- No IDPs
- No information
- Min - Max: rent paid per room (where known)

Community	Most common shelter	Min - Max: rent paid per room (where known)
Kafr Shams	NDPs, IDPs	No info
Khebab	NDPs, IDPs	5000 - 10000 SYP
Northern Karim	NDPs, IDPs	No info
Qanniyeh	NDPs, IDPs	3500 - 4000 SYP

Livelihoods

Community	Most common sources of income	Most common strategies used to cope with lack of income / resources
Kafr Shams	Stable employment Daily employment Business/trade	Children sent to work/beg Borrowing from family/friends
Khebab	Stable employment Business/trade Support from family/friends	Taking loans/buying on credit Skipping meals Reducing meal size
Northern Karim	Daily employment Business/trade Savings	High risk/illegal work Selling household assets
Qanniyeh	Stable employment Daily employment Business/trade	Borrowing from family/friends

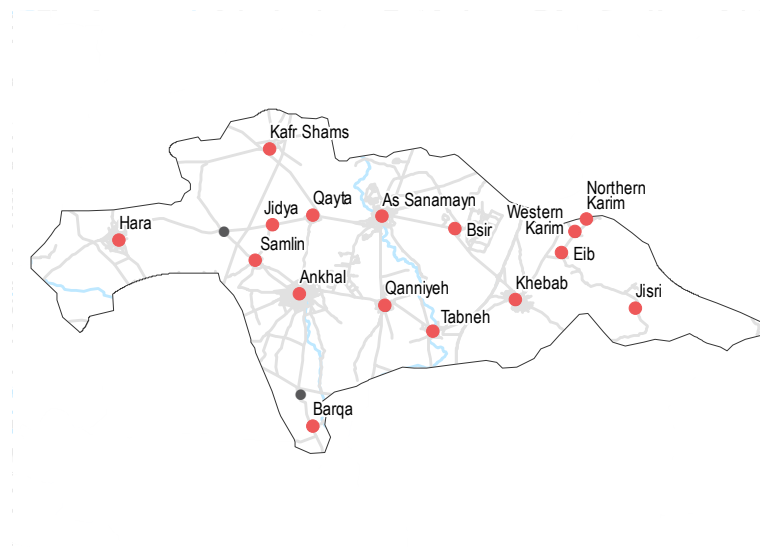
- Kafr Shams**: Burning productive assets
- Khebab**: No lack of fuel
- Qanniyeh**: No lack of fuel
- Northern Karim**: Burning clothes, Burning plastics

WASH

- Most common water source**
- Status of water source
- Water is safe to drink
 - Water tastes/smells bad
 - People sick after drinking
 - No information
- Sufficiency of available water to meet household needs
- Sufficient
 - Insufficient
 - No information
- Most common method of garbage disposal

- Kafr Shams**
- Closed well
 - Public free collection
- Khebab**
- Network
 - Public free collection
- Northern Karim**
- Closed well
 - Buried / burned
- Qanniyeh**
- Closed well
 - Public free collection

• 16/17 communities assessed (8 communities are shown on the previous two factsheets, 4 communities are shown on the next factsheet): Kafr Shams, Khebab, Northern Karim, Qanniyeh



Food Security

Kafr Shams

- Bread: no info
 - Rice: 650 SYP
 - Lentils: 425 SYP
 - Sugar: 325 SYP
 - Cooking oil: 750 SYP
- Private bakeries
 - No difficulties reported

Khebab

- Bread: 50 SYP
 - Rice: 550 SYP
 - Lentils: 400 SYP
 - Sugar: 265 SYP
 - Cooking oil: 700 SYP
- Public bakeries
 - No difficulties reported

Northern Karim

- Bread: no info
 - Rice: 700 SYP
 - Lentils: no info
 - Sugar: 275 SYP
 - Cooking oil: no info
- Distribution by others
 - Flour too expensive
 - Private bakeries unavailable

Qanniyeh

- Bread: 75 SYP
 - Rice: 650 SYP
 - Lentils: 425 SYP
 - Sugar: 300 SYP
 - Cooking oil: 750 SYP
- Public bakeries
 - No difficulties reported
 - Private bakeries unavailable

Main challenges to obtaining food

- No challenges
- Some foods unavailable
- Local production decreased
- Lack of access to markets
- Some foods expensive
- Lack of resources to buy food
- Lack of access to fuel
- Cooking fuel unavailable
- No information

Bread (public): 1 pack
 Rice: 1kg
 Lentils: 1kg
 Sugar: 1kg
 Cooking oil: 1 litre

Access to bread

- Most common source of bread
- Most common barriers to accessing bread
- Number of days, per month, where bread from private bakeries was unavailable

Education

- Status of primary schools in village
- Functioning
 - Not functioning
 - Not available
 - No information
- Barriers to accessing education services

- Northern Karim**
- Lack of teaching staff
 - Lack of school supplies
- Qanniyeh**
- Most children accessed education

Kafr Shams
 Most children accessed education

Khebab
 Most children accessed education

Health

- Most common health problems
- Most common barriers to accessing healthcare

Community	Most common health problems	Most common barriers to accessing healthcare
Kafr Shams	Chronic diseases Pregnancy related diseases Severe diseases affecting those aged less than 5	No difficulties reported
Khebab	Communicable diseases Chronic diseases Acute respiratory infections	No difficulties reported
Northern Karim	Chronic diseases Acute respiratory infections Severe diseases affecting those aged less than 5	High cost of transportation Old age Disability/Injuries/Illness
Qanniyeh	Chronic diseases Pregnancy related diseases Severe diseases affecting those aged less than 5	No difficulties reported

Humanitarian Situation Overview in Syria (HSOS): Sub-district Factsheets

As Sanamayn 4/4, Dar'a Governorate

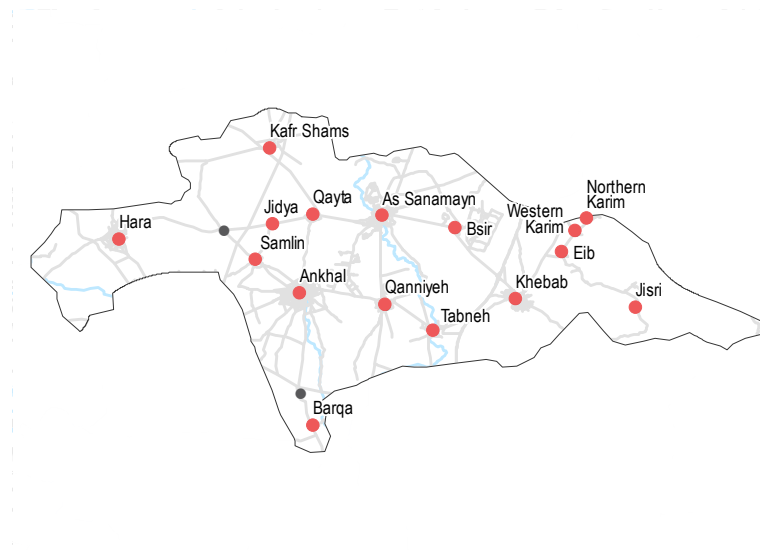
Sub-district P-Code: SY120200
January 2018

Displacement

- % of pre-conflict population remaining
- % of population that are female
- % of female-headed households
- IDPs living in village
- New IDP arrivals
- Returnees

Category	Qayta	Samlin	Tabneh	Western Karim
% of pre-conflict population remaining	51-75%	26-50%	76-100%	51-75%
% of population that are female	51-75%	26-50%	26-50%	26-50%
% of female-headed households	1-25%	1-25%	1-25%	1-25%
IDPs living in village	Yes	Yes	Yes	Yes
New IDP arrivals	No	No info	No info	No
Returnees	No	No	No	No

• 16/17 communities assessed (12 communities are shown on the previous three factsheets): Qayta, Samlin, Tabneh, Western Karim



Shelter

- Independent apartment or house
- Shared apartment or house
- Unfinished apartment or house
- Tent
- Private space not for shelter
- Cave/natural shelter
- Collective public space not for shelter
- No IDPs
- No information
- Min - Max: rent paid per room (where known)

Category	Qayta	Samlin	Tabneh	Western Karim
Most common shelter	Independent apartment or house	Independent apartment or house	Independent apartment or house	Independent apartment or house
NDPs	4000 - 6000 SYP	No info	No info	No info
IDPs	No info	No info	No info	No info

Livelihoods

- Most common sources of income
- Most common strategies used to cope with lack of income / resources

Sub-district	Most common sources of income	Most common strategies used to cope with lack of income / resources
Qayta	Stable employment Daily employment Business/trade	Borrowing from family/friends
Samlin	Daily employment Farm owning Support from family/friends	Borrowing from family/friends Skipping meals Reducing meal size
Tabneh	Stable employment Farm owning Support from family/friends	Taking loans/buying on credit Skipping meals Reducing meal size
Western Karim	Daily employment Sale of household assets Savings	Borrowing from family/friends High risk/illegal work Selling household assets

NFIs

Sub-district	Lightbulb icon	Generator icon	No source icon	Solar alternative icon	Batteries icon	No information icon
Qayta	B 3500 SYP	NA	C 500 SYP	D 225 SYP	F 75000 SYP	
Western Karim	B 6500 SYP	NA	C NA	D 325 SYP	F NA	
Samlin	B 7500 SYP	NA	C 350 SYP	D 325 SYP	F 75000 SYP	
Tabneh	B 3000 SYP	NA	C 350 SYP	D 300 SYP	F 75000 SYP	

- Most common electricity source
- Main network
- Generator
- No source
- Solar alternative
- Batteries
- No information
- Fuel Prices (SYP)*
- B** Butane (cannister)
- C** Coal (1kg)
- D** Diesel (1 litre)
- F** Firewood (1 tonne)
- NFI Prices (SYP)*
- Cement (50kg)
- Floor mat (3*4m)
- Plastic tarpaulin (1m²)
- Tent (5 persons)
- NA: not available for purchase

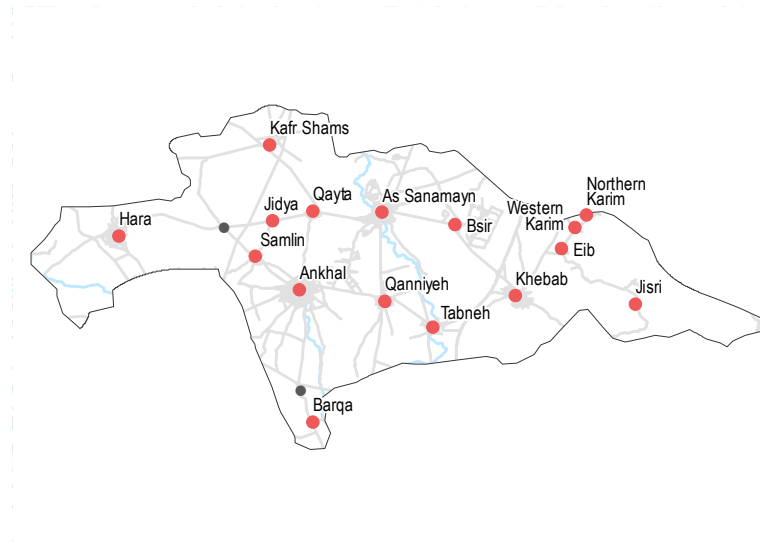
Sub-district	Flame icon	Flame icon	Flame icon
Qayta	No lack of fuel		
Samlin	Cutting trees Burning furniture not in use Burning plastics		
Tabneh	No lack of fuel		
Western Karim		Burning clothes Burning plastics Burning waste	

WASH

- Most common water source**
- Status of water source**
- Water is safe to drink
 - Water tastes/smells bad
 - People sick after drinking
 - No information
- Sufficiency of available water to meet household needs**
- Sufficient
 - Insufficient
 - No information
- Most common method of garbage disposal**

- Qayta**
- Closed well
 - Public free collection
- Samlin**
- Closed well
 - Public free collection
- Tabneh**
- Network
 - Public free collection
- Western Karim**
- Closed well
 - Buried / burned

• 16/17 communities assessed (12 communities are shown on the previous three factsheets): Qayta, Samlin, Tabneh, Western Karim



Food Security

Qayta

- Bread: 75 SYP
 - Rice: 650 SYP
 - Lentils: 425 SYP
 - Sugar: 300 SYP
 - Cooking oil: 750 SYP
- Shops
 - No difficulties reported
 - Private bakeries unavailable

Samlin

- Bread: no info
 - Rice: 550 SYP
 - Lentils: 400 SYP
 - Sugar: 265 SYP
 - Cooking oil: 700 SYP
- Private bakeries
 - No difficulties reported
 - 0

Tabneh

- Bread: 50 SYP
 - Rice: 550 SYP
 - Lentils: 400 SYP
 - Sugar: 265 SYP
 - Cooking oil: 700 SYP
- Public bakeries
 - No difficulties reported
 - 0

Western Karim

- Bread: 100 SYP
 - Rice: 650 SYP
 - Lentils: 350 SYP
 - Sugar: 270 SYP
 - Cooking oil: 650 SYP
- Distribution by others
 - Flour too expensive
 - Private bakeries unavailable

Main challenges to obtaining food

- No challenges
- Some foods unavailable
- Local production decreased
- Lack of access to markets
- Some foods expensive
- Lack of resources to buy food
- Lack of access to fuel
- Cooking fuel unavailable
- No information

Bread (public): 1 pack
Rice: 1kg
Lentils: 1kg
Sugar: 1kg
Cooking oil: 1 litre

Access to bread

- Most common source of bread

- Most common barriers to accessing bread
- Number of days, per month, where bread from private bakeries was unavailable

Education

- Status of primary schools in village**
- Functioning
 - Not functioning
 - Not available
 - No information
- Barriers to accessing education services**

- Tabneh**
- Most children accessed education
- Western Karim**
- Lack of school supplies

Qayta

Most children accessed education

Samlin

Most children accessed education

Health

- Most common health problems
- Most common barriers to accessing healthcare

Community	Most common health problems	Most common barriers to accessing healthcare
Qayta	Chronic diseases Pregnancy related diseases Severe diseases affecting those aged less than 5	No difficulties reported
Samlin	Communicable diseases Chronic diseases Acute respiratory infections	No difficulties reported
Tabneh	Communicable diseases Chronic diseases Acute respiratory infections	No difficulties reported
Western Karim	Maternal health issues Acute respiratory infections Severe diseases affecting those aged less than 5	Lack of transportation Old age Disability/Injuries/Illness

Busra Esh Sham 1/2, Dar'a Governorate

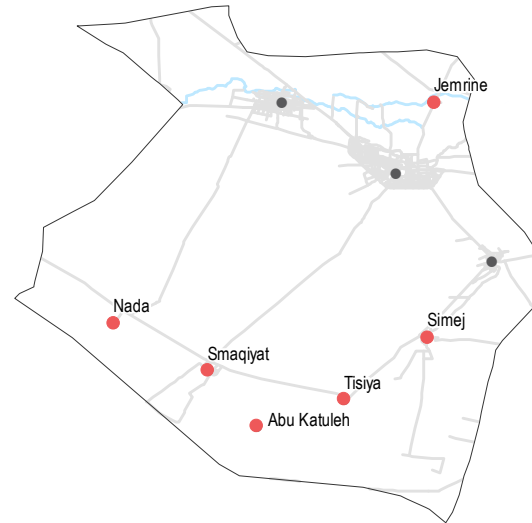
January 2018

Displacement

- % of pre-conflict population remaining
- % of population that are female
- % of female-headed households
- IDPs living in village
- New IDP arrivals
- Returnees

Abu Katuleh		
51-75%	51-75%	1-25%
Yes	No	No
Jemrine		
51-75%	51-75%	1-25%
Yes	No	No
Nada		
76-100%	51-75%	1-25%
Yes	No	No

• 6/9 communities assessed (3 communities are shown on the next factsheet): Abu Katuleh, Jemrine, Nada



Shelter

- Independent apartment or house
- Shared apartment or house
- Unfinished apartment or house
- Tent
- Private space not for shelter
- Cave/natural shelter
- Collective public space not for shelter
- No IDPs
- No information
- Min - Max: rent paid per room (where known)

Abu Katuleh	
NDPs	IDPs
No info	
Jemrine	
NDPs	IDPs
No info	
Nada	
NDPs	IDPs
No info	

Livelihoods

Most common sources of income

Most common strategies used to cope with lack of income / resources

Abu Katuleh

Daily employment
Business/trade
Support from family/friends

Children sent to work/beg
Borrowing from family/friends
Selling household assets

Jemrine

Daily employment
Business/trade
Savings

Borrowing from family/friends
High risk/illegal work
Selling household assets

Nada

Daily employment
Business/trade
Support from family/friends

Children sent to work/beg
Borrowing from family/friends
High risk/illegal work

NFIs

Abu Katuleh

B 8000 SYP	NA
C NA	NA
D 400 SYP	NA
F NA	NA

Jemrine

B 6500 SYP	NA
C NA	2000 SYP
D 330 SYP	1000 SYP
F NA	NA

Nada

B 7200 SYP	NA
C NA	NA
D 400 SYP	350 SYP
F NA	NA

Abu Katuleh

Cutting trees
Burning productive assets
Burning plastics

Jemrine

No lack of fuel

Nada

Cutting trees
Burning productive assets
Burning plastics

Most common electricity source

- Main network
- Generator
- No source
- Solar alternative
- Batteries
- No information

Fuel Prices (SYP)*

- B** Butane (cannister)
- C** Coal (1kg)
- D** Diesel (1 litre)
- F** Firewood (1 tonne)

NFI Prices (SYP)*

- Cement (50kg)
- Floor mat (3*4m)
- Plastic tarpaulin (1m²)
- Tent (5 persons)

NA: not available for purchase

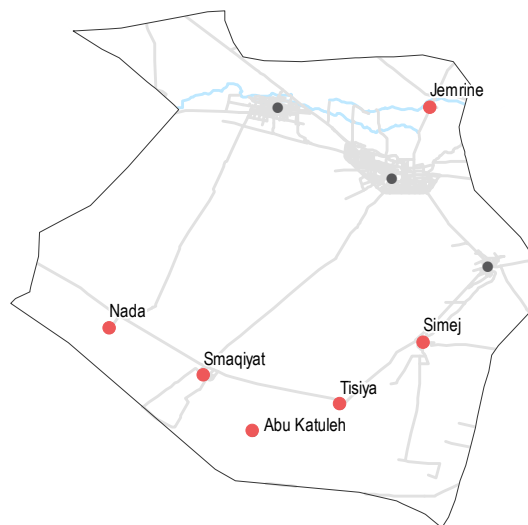
Most common strategies used to cope with a lack of fuel

WASH

- Most common water source**
- Water is safe to drink
 - Water tastes/smells bad
 - People sick after drinking
 - No information
- Sufficiency of available water to meet household needs**
- Sufficient
 - Insufficient
 - No information
- Most common method of garbage disposal**
- Buried / burned

- Abu Katuleh**
- Water trucking
 - Buried / burned
- Jemrine**
- Closed well
 - Public free collection
- Nada**
- Water trucking
 - Buried / burned

6/9 communities assessed (3 communities are shown on the next factsheet): Abu Katuleh, Jemrine, Nada



Education

- Status of primary schools in village**
- Functioning
 - Not functioning
 - Not available
 - No information
- Barriers to accessing education services**
- No facilities in the area
 - High cost of transportation
 - Lack of transportation

Nada
 Most children accessed education

Abu Katuleh
 Most children accessed education

Jemrine
 Most children accessed education

Health

- Most common health problems**
- Communicable diseases
 - Chronic diseases
 - Acute respiratory infections
- Most common barriers to accessing healthcare**
- No facilities in the area
 - High cost of transportation
 - Lack of transportation

Community	Most common health problems	Most common barriers to accessing healthcare
Abu Katuleh	Communicable diseases Chronic diseases Acute respiratory infections	No facilities in the area High cost of transportation Lack of transportation
Jemrine	Chronic diseases Maternal health issues Fever	Lack of transportation Disability/Injuries/Illness
Nada	Communicable diseases Chronic diseases Acute respiratory infections	No facilities in the area High cost of transportation Lack of transportation

Food Security

Abu Katuleh

- Bread: no info
 Rice: no info
 Lentils: no info
 Sugar: no info
 Cooking oil: no info
- Bread is not available in the village
 - No difficulties reported
 - Private bakeries unavailable

Jemrine

- Bread: 100 SYP
 Rice: 700 SYP
 Lentils: 400 SYP
 Sugar: 275 SYP
 Cooking oil: 650 SYP
- Distribution by others
 - High price of yeast
 - Flour not always available
 - High price of wheat
 - Private bakeries unavailable

Nada

- Bread: 125 SYP
 Rice: 600 SYP
 Lentils: no info
 Sugar: 300 SYP
 Cooking oil: 800 SYP
- Public bakeries
 - No difficulties reported
 - Private bakeries unavailable

- Main challenges to obtaining food**
- No challenges
 - Some foods unavailable
 - Local production decreased
 - Lack of access to markets
 - Some foods expensive
 - Lack of resources to buy food
 - Lack of access to fuel
 - Cooking fuel unavailable
 - No information
- Bread (public): 1 pack
 Rice: 1kg
 Lentils: 1kg
 Sugar: 1kg
 Cooking oil: 1 litre
- Access to bread**
- Most common source of bread
 - Most common barriers to accessing bread
 - Number of days, per month, where bread from private bakeries was unavailable

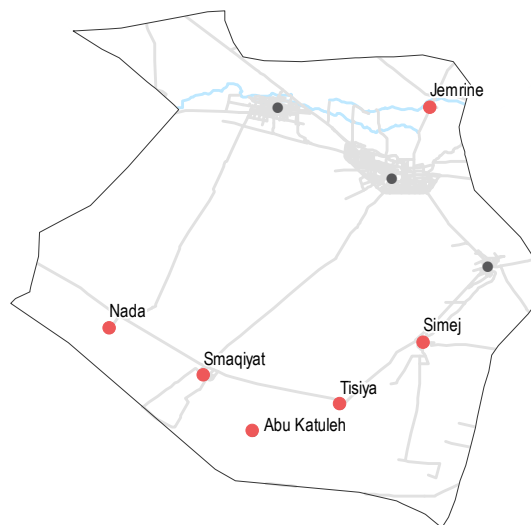
Busra Esh Sham 2/2, Dar'a Governorate

January 2018

Displacement

% of pre-conflict population remaining	76-100%	51-75%	1-25%
% of population that are female	Yes	No	No
% of female-headed households	76-100%	51-75%	1-25%
IDPs living in village	Yes	No	No
New IDP arrivals	Yes	No	No
Returnees	1-25%	51-75%	1-25%
	Yes	No	No

• 6/9 communities assessed (3 communities are shown on the previous factsheet): Simej, Smaqiyat, Tisiya



Shelter

Independent apartment or house	Simej	NDPs	IDPs
Shared apartment or house			
Unfinished apartment or house		No info	
Tent	Smaqiyat	NDPs	IDPs
Private space not for shelter			
Cave/natural shelter		No info	
Collective public space not for shelter	Tisiya	NDPs	IDPs
No IDPs			
No information		No info	
Min - Max: rent paid per room (where known)			

Livelihoods

	Most common sources of income	Most common strategies used to cope with lack of income / resources
Simej	Daily employment Business/trade Support from family/friends	Children sent to work/beg Borrowing from family/friends Selling household assets
Smaqiyat	Daily employment Business/trade Support from family/friends	Children sent to work/beg Borrowing from family/friends
Tisiya	Daily employment Business/trade Support from family/friends	Children sent to work/beg Borrowing from family/friends

NFIs

Simej

B 7500 SYP	NA
C NA	NA
D 400 SYP	NA
F NA	NA

Smaqiyat

B 6800 SYP	NA
C NA	NA
D 400 SYP	350 SYP
F NA	NA

Tisiya

B 7000 SYP	NA
C NA	NA
D 350 SYP	NA
F NA	NA

Simej

Cutting trees
Burning productive assets
Burning plastics

Smaqiyat

Cutting trees
Burning productive assets
Burning plastics

Tisiya

Cutting trees
Burning productive assets
Burning plastics

Most common electricity source

- Main network
- Generator
- No source
- Solar alternative
- Batteries
- No information

Fuel Prices (SYP)*

- B** Butane (cannister)
- C** Coal (1kg)
- D** Diesel (1 litre)
- F** Firewood (1 tonne)

NFI Prices (SYP)*

- Cement (50kg)
 - Floor mat (3*4m)
 - Plastic tarpaulin (1m²)
 - Tent (5 persons)
- NA: not available for purchase

Most common strategies used to cope with a lack of fuel

WASH

Most common water source

Status of water source

- Water is safe to drink
- Water tastes/smells bad
- People sick after drinking
- No information

Sufficiency of available water to meet household needs

- Sufficient
- Insufficient
- No information

Most common method of garbage disposal

Simej

- Water trucking
- Buried / burned

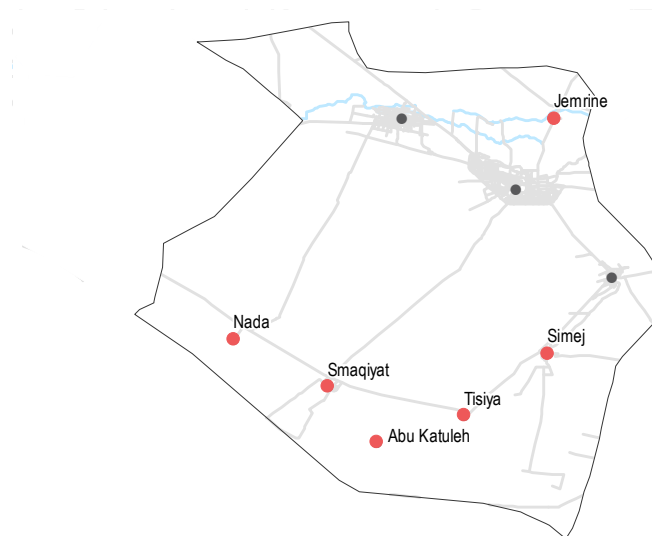
Smaqiyat

- Water trucking
- Buried / burned

Tisiya

- Water trucking
- Buried / burned

• 6/9 communities assessed (3 communities are shown on the previous factsheet): Simej, Smaqiyat, Tisiya



Education

Status of primary schools in village

- Functioning
- Not functioning
- Not available
- No information

Barriers to accessing education services

Tisiya

- Lack of teaching staff
- Lack of school supplies

Simej

Most children accessed education

Smaqiyat

- Some facilities destroyed
- Lack of teaching staff

Health

Most common health problems

Most common barriers to accessing healthcare

Simej

Communicable diseases
 Chronic diseases
 Acute respiratory infections

No facilities in the area
 High cost of transportation
 Lack of transportation

Smaqiyat

Communicable diseases
 Acute respiratory infections

No difficulties reported

Tisiya

Diarrhoea
 Communicable diseases
 Acute respiratory infections

No facilities in the area
 High cost of transportation

Food Security

Simej

Bread: 135 SYP
 Rice: 550 SYP
 Lentils: no info
 Sugar: 300 SYP
 Cooking oil: 800 SYP

Bread is not available in the village

No difficulties reported

Private bakeries unavailable

Smaqiyat

Bread: 125 SYP
 Rice: 600 SYP
 Lentils: 300 SYP
 Sugar: 300 SYP
 Cooking oil: 750 SYP

Bread is not available in the village

No difficulties reported

Private bakeries unavailable

Tisiya

Bread: no info
 Rice: no info
 Lentils: no info
 Sugar: no info
 Cooking oil: no info

Bread is not available in the village

No difficulties reported

Private bakeries unavailable

Main challenges to obtaining food

- No challenges
- Some foods unavailable
- Local production decreased
- Lack of access to markets
- Some foods expensive
- Lack of resources to buy food
- Lack of access to fuel
- Cooking fuel unavailable
- No information

Bread (public): 1 pack
 Rice: 1kg
 Lentils: 1kg
 Sugar: 1kg
 Cooking oil: 1 litre

Access to bread

Most common source of bread

Most common barriers to accessing bread

Number of days, per month, where bread from private bakeries was unavailable

Da'el, Dar'a Governorate

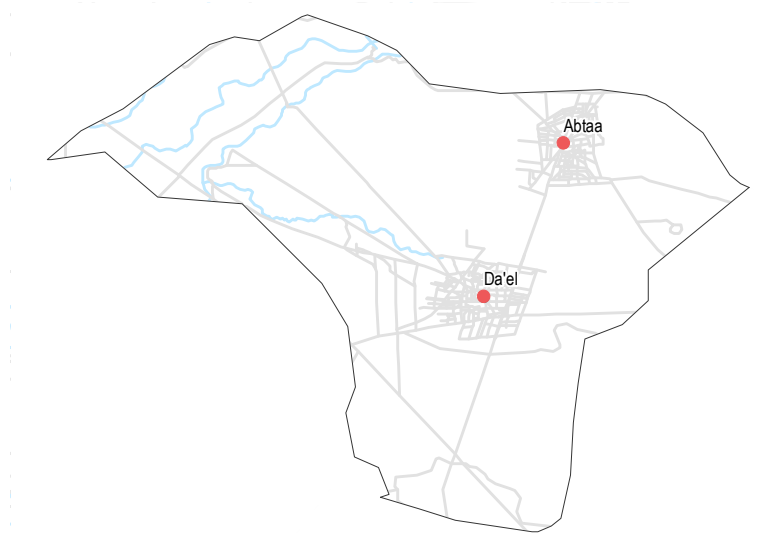
January 2018

Displacement

- % of pre-conflict population remaining
- % of population that are female
- % of female-headed households
- IDPs living in village
- New IDP arrivals
- Returnees

Abtaa					
76-100%	51-75%	1-25%			
Yes	No	Yes			
Da'el					
51-75%	26-50%	1-25%			
Yes	Yes	Yes			

• 2/2 communities assessed : Abtaa, Da'el



Shelter

- Independent apartment or house
 - Shared apartment or house
 - Unfinished apartment or house
 - Tent
 - Private space not for shelter
 - Cave/natural shelter
 - Collective public space not for shelter
 - No IDPs
 - No information
- Min - Max: rent paid per room (where known)

Abtaa	
NDPs	IDPs
No info	
Da'el	
NDPs	IDPs
2000 - 2500 SYP	

Livelihoods

Most common sources of income

Most common strategies used to cope with lack of income / resources

Abtaa

Stable employment
Daily employment
Business/trade

Children sent to work/beg
Borrowing from family/friends

Da'el

Stable employment
Daily employment
Business/trade

Children sent to work/beg
Borrowing from family/friends

NFIs

Abtaa

B 7700 SYP	2700 SYP
C 350 SYP	8300 SYP
D 350 SYP	1200 SYP
F 86000 SYP	66000 SYP

Da'el

B 7800 SYP	2600 SYP
C 350 SYP	8000 SYP
D 350 SYP	1100 SYP
F 90000 SYP	67000 SYP

Most common electricity source

- Main network
- Generator
- No source
- Solar alternative
- Batteries
- No information

Fuel Prices (SYP)*

- B** Butane (cannister)
- C** Coal (1kg)
- D** Diesel (1 litre)
- F** Firewood (1 tonne)

NFI Prices (SYP)*

- Cement (50kg)
- Floor mat (3*4m)
- Plastic tarpaulin (1m²)
- Tent (5 persons)

NA: not available for purchase

Abtaa
No lack of fuel

Da'el
No lack of fuel

Most common strategies used to cope with a lack of fuel

WASH

- Most common water source**
- Status of water source**
- Water is safe to drink
 - Water tastes/smells bad
 - People sick after drinking
 - No information
- Sufficiency of available water to meet household needs**
- Sufficient
 - Insufficient
 - No information
- Most common method of garbage disposal**

Abtaa

- Water trucking
- Private paid collection

Da'el

- Water trucking
- Private paid collection

• 2/2 communities assessed : Abtaa, Da'el



Education

- Status of primary schools in village**
- Functioning
 - Not functioning
 - Not available
 - No information
- Barriers to accessing education services**

Abtaa

Most children accessed education

Da'el

Most children accessed education

Health

Most common health problems

Most common barriers to accessing healthcare

Abtaa

- Disabilities
- Pregnancy related diseases
- Severe diseases affecting those aged less than 5

No difficulties reported

Da'el

- Disabilities
- Pregnancy related diseases
- Severe diseases affecting those aged less than 5

No difficulties reported

Food Security

Abtaa

- Private bakeries
 - No difficulties reported
- Bread: no info
Rice: 500 SYP
Lentils: 270 SYP
Sugar: 250 SYP
Cooking oil: 600 SYP

Da'el

- Private bakeries
 - No difficulties reported
- Bread: no info
Rice: 500 SYP
Lentils: 300 SYP
Sugar: 250 SYP
Cooking oil: 600 SYP

Main challenges to obtaining food

- No challenges
- Some foods unavailable
- Local production decreased
- Lack of access to markets
- Some foods expensive
- Lack of resources to buy food
- Lack of access to fuel
- Cooking fuel unavailable
- No information

Bread (public): 1 pack
Rice: 1kg
Lentils: 1kg
Sugar: 1kg
Cooking oil: 1 litre

Access to bread

- Most common source of bread
- Most common barriers to accessing bread
- Number of days, per month, where bread from private bakeries was unavailable

Dar'a 1/2, Dar'a Governorate

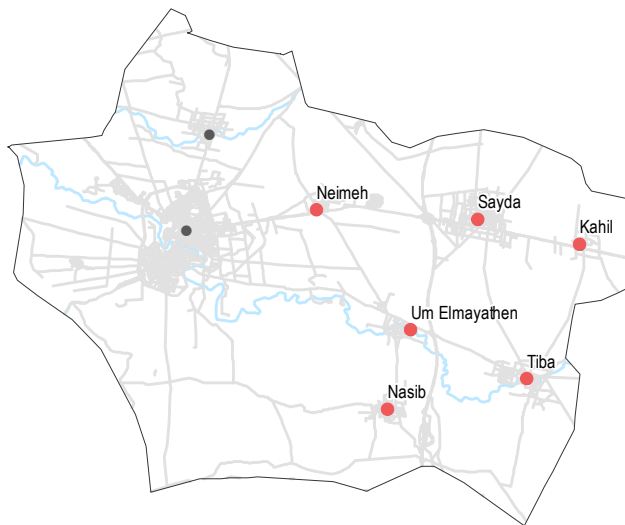
January 2018

Displacement

- % of pre-conflict population remaining
- % of population that are female
- % of female-headed households
- IDPs living in village
- New IDP arrivals
- Returnees

Kahil	
51-75%	51-75%
Yes	No
No	No
Nasib	
76-100%	51-75%
Yes	No
No	No
Neimeh	
26-50%	26-50%
Yes	No
No	No

• 6/8 communities assessed (3 communities are shown on the next factsheet): Kahil, Nasib, Neimeh



Shelter

- Independent apartment or house
- Shared apartment or house
- Unfinished apartment or house
- Tent
- Private space not for shelter
- Cave/natural shelter
- Collective public space not for shelter
- No IDPs
- No information
- Min - Max: rent paid per room (where known)

Kahil	
NDPs	IDPs
10000 -	15000 SYP
Nasib	
NDPs	IDPs
10000 -	15000 SYP
Neimeh	
NDPs	IDPs
No info	

Livelihoods

Most common sources of income

Most common strategies used to cope with lack of income / resources

Community	Most common sources of income	Most common strategies used to cope with lack of income / resources
Kahil	Stable employment Remittances Sale of humanitarian aid	Reducing meal size
Nasib	Stable employment Daily employment Business/trade	Children sent to work/beg Borrowing from family/friends
Neimeh	Stable employment Remittances Sale of humanitarian aid	Borrowing from family/friends

NFIs

Kahil

B 7300 SYP	2800 SYP
C 400 SYP	NA
D 350 SYP	500 SYP
F 75000 SYP	NA

Nasib

B 6000 SYP	2500 SYP
C 400 SYP	12000 SYP
D 300 SYP	5000 SYP
F 90000 SYP	NA

Neimeh

B 7400 SYP	NA
C 400 SYP	NA
D 340 SYP	NA
F NA	NA

Kahil

No lack of fuel

Nasib

No lack of fuel

Neimeh

Burning furniture not in use
Burning furniture in use
Burning plastics

Most common electricity source

- Main network
- Generator
- No source
- Solar alternative
- Batteries
- No information

Fuel Prices (SYP)*

- B** Butane (cannister)
- C** Coal (1kg)
- D** Diesel (1 litre)
- F** Firewood (1 tonne)

NFI Prices (SYP)*

- Cement (50kg)
- Floor mat (3*4m)
- Plastic tarpaulin (1m²)
- Tent (5 persons)

NA: not available for purchase

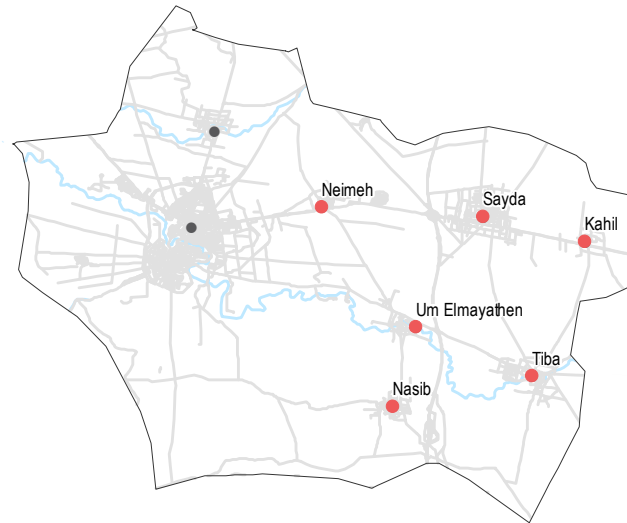
Most common strategies used to cope with a lack of fuel

WASH

- Most common water source**
- Water is safe to drink
 - Water tastes/smells bad
 - People sick after drinking
 - No information
- Sufficiency of available water to meet household needs**
- Sufficient
 - Insufficient
 - No information
- Most common method of garbage disposal**

- Kahil**
- Network
 - Public free collection
- Nasib**
- Network
 - Public free collection
- Neimeh**
- Closed well
 - Public free collection

6/8 communities assessed (3 communities are shown on the next factsheet): Kahil, Nasib, Neimeh



Education

- Status of primary schools in village**
- Functioning
 - Not functioning
 - Not available
 - No information
- Barriers to accessing education services**

Neimeh
Most children accessed education

Kahil
Most children accessed education

Nasib
Most children accessed education

Health

- Most common health problems
- Most common barriers to accessing healthcare

Community	Most common health problems	Most common barriers to accessing healthcare
Kahil	Communicable diseases	No difficulties reported
Nasib	Disabilities Chronic diseases	No difficulties reported
Neimeh	Disabilities Communicable diseases	No difficulties reported

Food Security

Kahil

- Private bakeries
- Bread: no info
- Rice: 550 SYP
- Lentils: 300 SYP
- Sugar: 265 SYP
- Cooking oil: 700 SYP
- No difficulties reported

Nasib

- Shops
- Bread: 175 SYP
- Rice: 600 SYP
- Lentils: 300 SYP
- Sugar: 250 SYP
- Cooking oil: 800 SYP
- No difficulties reported

Neimeh

- Private bakeries
- Bread: no info
- Rice: 550 SYP
- Lentils: 300 SYP
- Sugar: 265 SYP
- Cooking oil: 700 SYP
- No difficulties reported

Main challenges to obtaining food

- No challenges
- Some foods unavailable
- Local production decreased
- Lack of access to markets
- Some foods expensive
- Lack of resources to buy food
- Lack of access to fuel
- Cooking fuel unavailable
- No information

Bread (public): 1 pack
Rice: 1kg
Lentils: 1kg
Sugar: 1kg
Cooking oil: 1 litre

- Access to bread**
- Most common source of bread
 - Most common barriers to accessing bread
 - Number of days, per month, where bread from private bakeries was unavailable

Dar'a 1/2, Dar'a Governorate

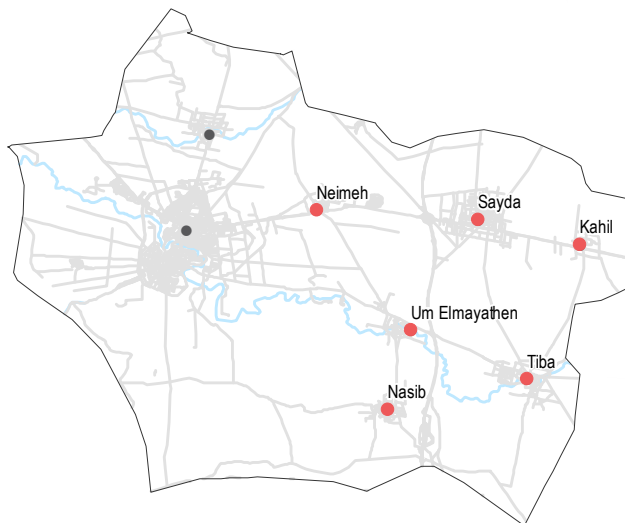
January 2018

Displacement

- % of pre-conflict population remaining
- % of population that are female
- % of female-headed households
- IDPs living in village
- New IDP arrivals
- Returnees

Sayda					
26-50%	26-50%	1-25%	Yes	Yes	No
Tiba					
51-75%	51-75%	1-25%	Yes	No	No
Um Elmayathen					
76-100%	51-75%	1-25%	Yes	Yes	No

• 6/8 communities assessed (3 communities are shown on the previous factsheet): Sayda, Tiba, Um Elmayathen



Shelter

- Independent apartment or house
- Shared apartment or house
- Unfinished apartment or house
- Tent
- Private space not for shelter
- Cave/natural shelter
- Collective public space not for shelter
- No IDPs
- No information
- Min - Max: rent paid per room (where known)

Sayda	
NDPs	IDPs
2000 - 2500 SYP	
Tiba	
NDPs	IDPs
10000 - 15000 SYP	
Um Elmayathen	
NDPs	IDPs
9000 - 10000 SYP	

Livelihoods

Most common sources of income

Most common strategies used to cope with lack of income / resources

Sayda	Stable employment Daily employment Business/trade	Children sent to work/beg Borrowing from family/friends
Tiba	Stable employment Daily employment Business/trade	Children sent to work/beg Borrowing from family/friends
Um Elmayathen	Stable employment Daily employment Business/trade	Children sent to work/beg Borrowing from family/friends

NFIs

Sayda

B 7500 SYP	2650 SYP
C 350 SYP	8000 SYP
D 350 SYP	1400 SYP
F 90000 SYP	68000 SYP

Tiba

B 6000 SYP	2500 SYP
C 400 SYP	13000 SYP
D 300 SYP	4000 SYP
F 90000 SYP	NA

Um Elmayathen

B 6000 SYP	2500 SYP
C 450 SYP	12000 SYP
D 300 SYP	NA
F 90000 SYP	NA

Sayda

No lack of fuel

Tiba

No lack of fuel

Um Elmayathen

No lack of fuel

Most common electricity source

- Main network
- Generator
- No source
- Solar alternative
- Batteries
- No information

Fuel Prices (SYP)*

- B** Butane (cannister)
- C** Coal (1kg)
- D** Diesel (1 litre)
- F** Firewood (1 tonne)

NFI Prices (SYP)*

- Cement (50kg)
- Floor mat (3*4m)
- Plastic tarpaulin (1m²)
- Tent (5 persons)
- NA: not available for purchase

Most common strategies used to cope with a lack of fuel

WASH

- Most common water source**
- Status of water source**
- Water is safe to drink
 - Water tastes/smells bad
 - People sick after drinking
 - No information
- Sufficiency of available water to meet household needs**
- Sufficient
 - Insufficient
 - No information
- Most common method of garbage disposal**

Sayda

- Water trucking
- Private paid collection

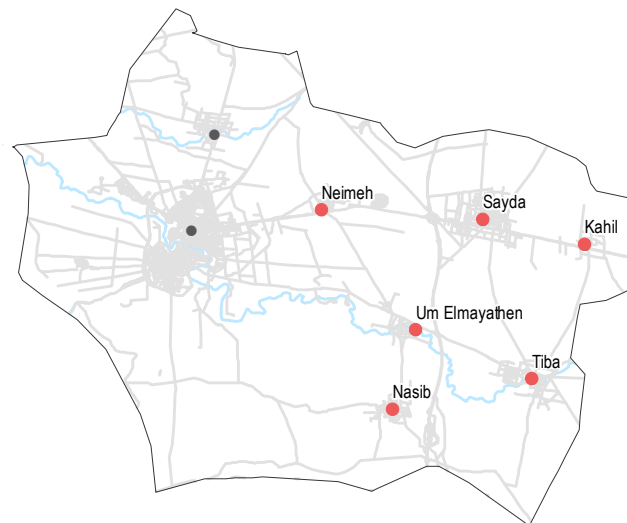
Tiba

- Water trucking
- Public free collection

Um Elmayathen

- Network
- Public free collection

• 6/8 communities assessed (3 communities are shown on the previous factsheet): Sayda, Tiba, Um Elmayathen



Education

- Status of primary schools in village**
- Functioning
 - Not functioning
 - Not available
 - No information
- Barriers to accessing education services**

Um Elmayathen

Most children accessed education

Sayda

Most children accessed education

Tiba

Most children accessed education

Health

Most common health problems

Most common barriers to accessing healthcare

Sayda

Disabilities
Maternal health issues
Severe diseases affecting those aged less than 5

No difficulties reported

Tiba

Chronic diseases
Acute respiratory infections
Severe diseases affecting those aged less than 5

No difficulties reported

Um Elmayathen

Chronic diseases
Acute respiratory infections
Severe diseases affecting those aged less than 5

No difficulties reported

Food Security

Sayda

- Private bakeries
 - No difficulties reported
- Bread: no info
Rice: 500 SYP
Lentils: 300 SYP
Sugar: 250 SYP
Cooking oil: 600 SYP

Tiba

- Shops
 - No difficulties reported
- Bread: no info
Rice: 600 SYP
Lentils: 300 SYP
Sugar: 250 SYP
Cooking oil: 800 SYP

Um Elmayathen

- Shops
 - No difficulties reported
- Bread: 175 SYP
Rice: 600 SYP
Lentils: 300 SYP
Sugar: 250 SYP
Cooking oil: 800 SYP

Main challenges to obtaining food

- No challenges
- Some foods unavailable
- Local production decreased
- Lack of access to markets
- Some foods expensive
- Lack of resources to buy food
- Lack of access to fuel
- Cooking fuel unavailable
- No information

Bread (public): 1 pack
Rice: 1kg
Lentils: 1kg
Sugar: 1kg
Cooking oil: 1 litre

Access to bread

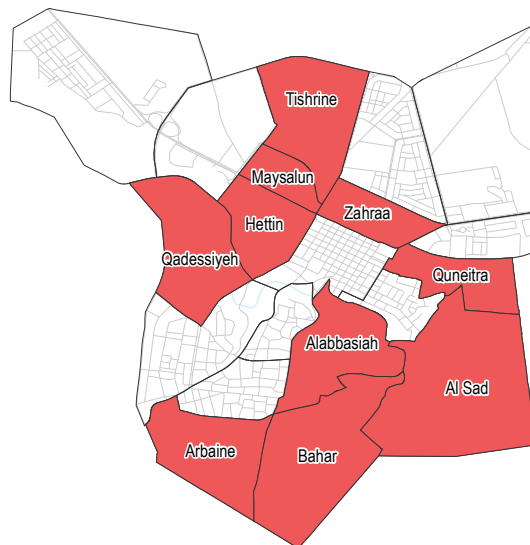
- Most common source of bread
- Most common barriers to accessing bread
- Number of days, per month, where bread from private bakeries was unavailable

Displacement

- % of pre-conflict population remaining
- % of population that are female
- % of female-headed households
- IDPs living in village
- New IDP arrivals
- Returnees

Neighbourhood	% of pre-conflict population remaining	% of population that are female	% of female-headed households	IDPs living in village	New IDP arrivals	Returnees
Al Sad	1-25%	26-50%	1-25%	Yes	No	No
Alabbasiah	26-50%	26-50%	1-25%	Yes	No	No
Arbaine	1-25%	1-25%	1-25%	Yes	No	No
Bahar	1-25%	26-50%	1-25%	Yes	No	No
Hettin	26-50%	26-50%	1-25%	Yes	No	No

• 10/20 neighbourhoods assessed (5 neighbourhoods are shown on the next factsheet): Al Sad, Alabbasiah, Arbaine, Bahar, Hettin



Shelter

- Independent apartment or house
- Shared apartment or house
- Unfinished apartment or house
- Tent
- Private space not for shelter
- Cave/natural shelter
- Collective public space not for shelter
- No IDPs
- No information
- Min - Max: rent paid per room (where known)

Neighbourhood	NDPs	IDPs
Al Sad	No info	No info
Alabbasiah	No info	No info
Arbaine	No info	No info
Bahar	No info	No info
Hettin	3000 - 5000 SYP	3000 - 5000 SYP

Livelihoods

Most common sources of income

Most common strategies used to cope with lack of income / resources

Neighbourhood	Most common sources of income	Most common strategies used to cope with lack of income / resources
Al Sad	Stable employment Business/trade Remittances	Borrowing from family/friends Skipping meals Reducing meal size
Alabbasiah	Stable employment Support from family/friends Remittances	Borrowing from family/friends Reducing meal size
Arbaine	Business / trade	Borrowing from family/friends Skipping meals
Bahar	Stable employment Daily employment Remittances	Borrowing from family/friends Reducing meal size
Hettin	Stable employment Remittances Sale of humanitarian aid	Skipping meals

NFIs

Neighbourhood	B	C	D	F
Al Sad	7500 SYP	450 SYP	350 SYP	NA
Alabbasiah	7500 SYP	450 SYP	375 SYP	NA
Arbaine	7500 SYP	NA	360 SYP	NA
Bahar	7400 SYP	450 SYP	350 SYP	600 SYP
Hettin	2700 SYP	400 SYP	200 SYP	NA

- Most common electricity source
- Main network
 - Generator
 - No source
 - Solar alternative
 - Batteries
 - No information
- Fuel Prices (SYP)*
- B** Butane (cannister)
 - C** Coal (1kg)
 - D** Diesel (1 litre)
 - F** Firewood (1 tonne)
- NFI Prices (SYP)*
- Cement (50kg)
 - Floor mat (3*4m)
 - Plastic tarpaulin (1m²)
 - Tent (5 persons)
- NA: not available for purchase

Most common strategies used to cope with a lack of fuel

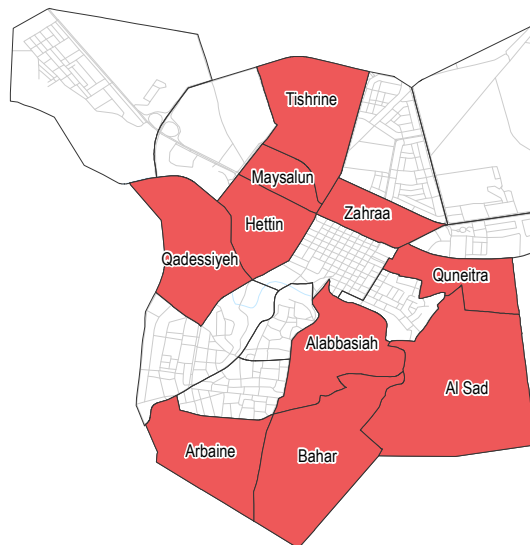
Neighbourhood	Most common strategies used to cope with a lack of fuel
Al Sad	Burning furniture not in use Burning furniture in use Burning plastics
Alabbasiah	Burning furniture not in use Burning furniture in use Burning plastics
Bahar	Burning furniture not in use Burning furniture in use Burning plastics
Arbaine	Burning furniture not in use Burning furniture in use Burning plastics
Hettin	No lack of fuel

WASH

- Most common water source**
- Status of water source**
- Water is safe to drink
 - Water tastes/smells bad
 - People sick after drinking
 - No information
- Sufficiency of available water to meet household needs**
- Sufficient
 - Insufficient
 - No information
- Most common method of garbage disposal**

- Al Sad**
- Water trucking
 - Buried / burned
- Alabbasiah**
- Water trucking
 - Buried / burned
- Arbaine**
- Water trucking
 - Buried / burned
- Bahar**
- Water trucking
 - Buried / burned
- Hettin**
- Network
 - Public free collection

• 10/20 neighbourhoods assessed (5 neighbourhoods are shown on the next factsheet): Al Sad, Alabbasiah, Arbaine, Bahar, Hettin



Education

- Status of primary schools in village**
- Functioning
 - Not functioning
 - Not available
 - No information
- Barriers to accessing education services**

- Arbaine**
 Most children accessed education
- Bahar**
 Some facilities destroyed
- Hettin**
 Most children accessed education

- Al Sad**
 Most children accessed education
- Alabbasiah**
 Most children accessed education

Health

- Most common health problems**
- Most common barriers to accessing healthcare**

Neighbourhood	Most common health problems	Most common barriers to accessing healthcare
Al Sad	Disabilities Communicable diseases	No difficulties reported
Alabbasiah	Disabilities Acute respiratory infections	No facilities in the area
Arbaine	Disabilities Acute respiratory infections	No facilities in the area
Bahar	Disabilities Acute respiratory infections	No difficulties reported
Hettin	Acute respiratory infections	No difficulties reported

Food Security

- Al Sad**
- Bread: no info
 - Rice: 600 SYP
 - Lentils: 300 SYP
 - Sugar: 300 SYP
 - Cooking oil: 700 SYP
- Shops**
- Yeast not always available
 - Flour not always available
 - Wheat not always available
 - Private bakeries unavailable
- Alabbasiah**
- Bread: no info
 - Rice: 550 SYP
 - Lentils: 300 SYP
 - Sugar: 275 SYP
 - Cooking oil: 700 SYP
- Shops**
- Yeast not always available
 - Flour not always available
 - Wheat not always available
 - Private bakeries unavailable
- Arbaine**
- Bread: no info
 - Rice: no info
 - Lentils: no info
 - Sugar: no info
 - Cooking oil: no info
- Shops in nearby communities**
- Yeast not always available
 - Flour not always available
 - Wheat not always available
 - Private bakeries unavailable
- Bahar**
- Bread: no info
 - Rice: 550 SYP
 - Lentils: 350 SYP
 - Sugar: 275 SYP
 - Cooking oil: 700 SYP
- Shops**
- Wheat not always available
 - Yeast not always available
 - High price of electricity/fuel
 - Private bakeries unavailable
- Hettin**
- Bread: 50 SYP
 - Rice: 550 SYP
 - Lentils: 300 SYP
 - Sugar: 275 SYP
 - Cooking oil: 700 SYP
- Public bakeries**
- No difficulties reported
 - Private bakeries unavailable

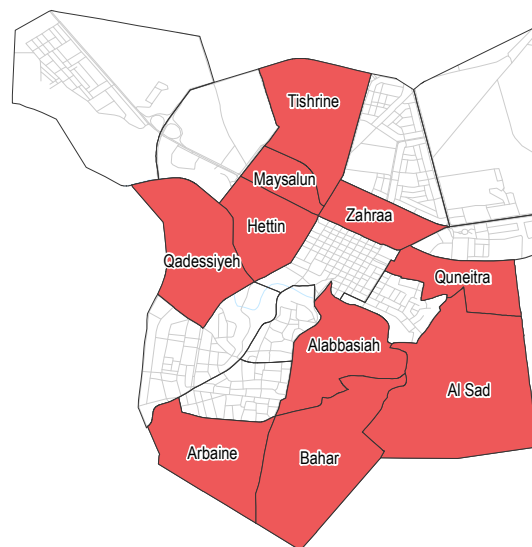
- Main challenges to obtaining food**
- No challenges
 - Some foods unavailable
 - Local production decreased
 - Some foods expensive
 - Lack of resources to buy food
 - Lack of access to fuel
 - Cooking fuel unavailable
 - No information
- Bread (public): 1 pack**
 Rice: 1kg
 Lentils: 1kg
 Sugar: 1kg
 Cooking oil: 1 litre
- Access to bread**
- Most common source of bread
 - Most common barriers to accessing bread
 - Number of days, per month, where bread from private bakeries was unavailable

Displacement

- % of pre-conflict population remaining
- % of population that are female
- % of female-headed households
- IDPs living in village
- New IDP arrivals
- Returnees

Neighbourhood	% of pre-conflict population remaining	% of population that are female	% of female-headed households	IDPs living in village	New IDP arrivals	Returnees
Maysalun	26-50%	51-75%	1-25%	Yes	No	No
Qadessiyeh	1-25%	26-50%	1-25%	Yes	No	No
Quneitra	1-25%	1-25%	1-25%	Yes	Yes	No
Tishrine	26-50%	51-75%	1-25%	Yes	No	No
Zahraa	1-25%	51-75%	1-25%	Yes	No	No

• 10/20 neighbourhoods assessed (5 neighbourhoods are shown on the previous factsheet): Maysalun, Qadessiyeh, Quneitra, Tishrine, Zahraa



Shelter

- Independent apartment or house
 - Shared apartment or house
 - Unfinished apartment or house
 - Tent
 - Private space not for shelter
 - Cave/natural shelter
 - Collective public space not for shelter
 - No IDPs
 - No information
- Min - Max: rent paid per room (where known)

Neighbourhood	Most common shelter	NDPs	IDPs
Maysalun	Independent apartment or house	5000 - 6000 SYP	
Tishrine	Shared apartment or house	3000 - 4000 SYP	
Qadessiyeh	Unfinished apartment or house	No info	
Zahraa	Tent	4000 - 5000 SYP	
Quneitra	Private space not for shelter	No info	

Livelihoods

- Most common sources of income
- Most common strategies used to cope with lack of income / resources

Neighbourhood	Most common sources of income	Most common strategies used to cope with lack of income / resources
Maysalun	Stable employment Daily employment Remittances	Reducing meal size
Qadessiyeh	Daily employment Support from family/friends Remittances	Borrowing from family/friends Reducing meal size
Quneitra	Daily employment High risk/illegal work	Borrowing from family/friends High risk/illegal work Reducing meal size
Tishrine	Stable employment Daily employment Remittances	Reducing meal size
Zahraa	Stable employment Remittances Sale of humanitarian aid	No info

NFIs

Neighbourhood	Most common electricity source	Fuel Prices (SYP)*	NFI Prices (SYP)*	
Maysalun	<ul style="list-style-type: none"> Main network Generator No source Solar alternative Batteries No information 	<ul style="list-style-type: none"> B 2750 SYP C 400 SYP D 200 SYP F 80000 SYP 	<ul style="list-style-type: none"> B 2800 SYP C NA D 500 SYP F NA 	<ul style="list-style-type: none"> Cement (50kg) Floor mat (3*4m) Plastic tarpaulin (1m²) Tent (5 persons)
Qadessiyeh	<ul style="list-style-type: none"> Main network Generator No source Solar alternative Batteries No information 	<ul style="list-style-type: none"> B 7500 SYP C NA D 360 SYP F NA 	<ul style="list-style-type: none"> B NA C NA D NA F NA 	<ul style="list-style-type: none"> Cement (50kg) Floor mat (3*4m) Plastic tarpaulin (1m²) Tent (5 persons)
Tishrine	<ul style="list-style-type: none"> Main network Generator No source Solar alternative Batteries No information 	<ul style="list-style-type: none"> B 2700 SYP C 450 SYP D 200 SYP F NA 	<ul style="list-style-type: none"> B NA C NA D NA F NA 	<ul style="list-style-type: none"> Cement (50kg) Floor mat (3*4m) Plastic tarpaulin (1m²) Tent (5 persons)
Zahraa	<ul style="list-style-type: none"> Main network Generator No source Solar alternative Batteries No information 	<ul style="list-style-type: none"> B 2700 SYP C 400 SYP D 200 SYP F 85000 SYP 	<ul style="list-style-type: none"> B NA C 9000 SYP D NA F NA 	<ul style="list-style-type: none"> Cement (50kg) Floor mat (3*4m) Plastic tarpaulin (1m²) Tent (5 persons)
Quneitra	<ul style="list-style-type: none"> Main network Generator No source Solar alternative Batteries No information 	<ul style="list-style-type: none"> B 7700 SYP C NA D 370 SYP F NA 	<ul style="list-style-type: none"> B NA C NA D NA F NA 	<ul style="list-style-type: none"> Cement (50kg) Floor mat (3*4m) Plastic tarpaulin (1m²) Tent (5 persons)

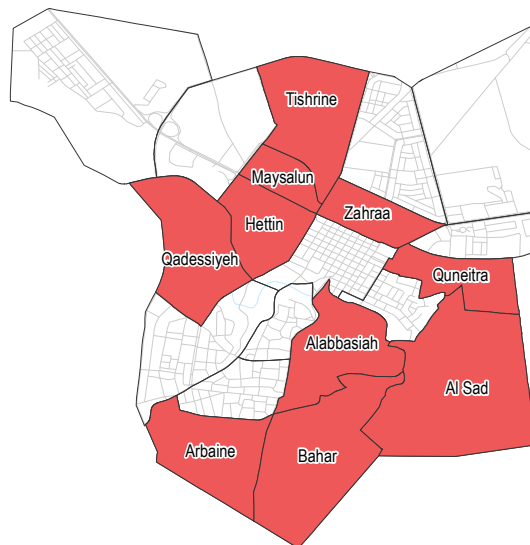
Neighbourhood	Most common strategies used to cope with a lack of fuel
Maysalun	No lack of fuel
Qadessiyeh	Burning furniture not in use Burning furniture in use Burning plastics
Tishrine	No lack of fuel
Quneitra	Burning furniture not in use Burning furniture in use Burning plastics
Zahraa	No lack of fuel

WASH

- Most common water source**
- Water is safe to drink
 - Water tastes/smells bad
 - People sick after drinking
 - No information
- Sufficiency of available water to meet household needs**
- Sufficient
 - Insufficient
 - No information
- Most common method of garbage disposal**
- Public free collection

- Maysalun**
- Network
 - Public free collection
- Qadessiyeh**
- Water trucking
 - Buried / burned
- Quneitra**
- Water trucking
 - Buried / burned
- Tishrine**
- Network
 - Public free collection
- Zahraa**
- Network
 - Public free collection

• 10/20 neighbourhoods assessed (5 neighbourhoods are shown on the previous factsheet): Maysalun, Qadessiyeh, Quneitra, Tishrine, Zahraa



Education

- Status of primary schools in village**
- Functioning
 - Not functioning
 - Not available
 - No information
- Barriers to accessing education services**
- Some facilities destroyed

- Quneitra**
- Most children accessed education
- Tishrine**
- Most children accessed education
- Zahraa**
- Most children accessed education

Maysalun

- Most children accessed education

Qadessiyeh

- Some facilities destroyed

Health

- Most common health problems
- Most common barriers to accessing healthcare

Neighbourhood	Most common health problems	Most common barriers to accessing healthcare
Maysalun	Communicable diseases	No difficulties reported
Qadessiyeh	Disabilities Acute respiratory infections	No facilities in the area
Quneitra	Disabilities Acute respiratory infections	No facilities in the area
Tishrine	Communicable diseases	No difficulties reported
Zahraa	Disabilities Communicable diseases Acute respiratory infections	No difficulties reported

Food Security

- Maysalun**
- Bread: 50 SYP
 - Rice: 550 SYP
 - Lentils: 275 SYP
 - Sugar: 275 SYP
 - Cooking oil: 700 SYP
 - Public bakeries
 - No difficulties reported
 - Private bakeries unavailable
- Qadessiyeh**
- Bread: no info
 - Rice: 550 SYP
 - Lentils: 300 SYP
 - Sugar: 275 SYP
 - Cooking oil: 700 SYP
 - Private bakeries
 - No difficulties reported
 - 1 to 10
- Quneitra**
- Bread: no info
 - Rice: 550 SYP
 - Lentils: no info
 - Sugar: 300 SYP
 - Cooking oil: 700 SYP
 - Shops
 - Yeast not always available
 - Flour not always available
 - Wheat not always available
 - Private bakeries unavailable
- Tishrine**
- Bread: 50 SYP
 - Rice: 550 SYP
 - Lentils: 300 SYP
 - Sugar: 275 SYP
 - Cooking oil: 700 SYP
 - Public bakeries
 - No difficulties reported
 - Private bakeries unavailable
- Zahraa**
- Bread: 50 SYP
 - Rice: 550 SYP
 - Lentils: 350 SYP
 - Sugar: 275 SYP
 - Cooking oil: 700 SYP
 - Public bakeries
 - No difficulties reported
 - Private bakeries unavailable

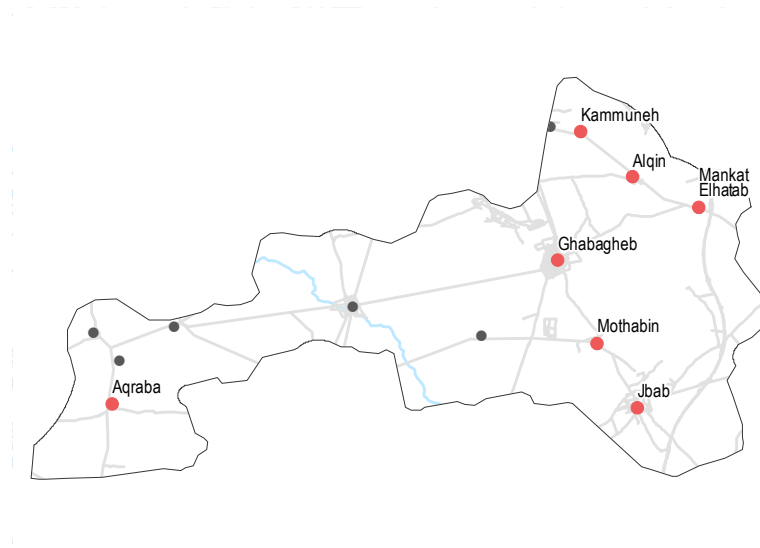
- Main challenges to obtaining food**
- No challenges
 - Some foods unavailable
 - Local production decreased
 - Lack of access to markets
 - Some foods expensive
 - Lack of resources to buy food
 - Lack of access to fuel
 - Cooking fuel unavailable
 - No information
- Bread (public): 1 pack
 Rice: 1kg
 Lentils: 1kg
 Sugar: 1kg
 Cooking oil: 1 litre
- Access to bread**
- Most common source of bread
 - Most common barriers to accessing bread
 - Number of days, per month, where bread from private bakeries was unavailable

Displacement

- % of pre-conflict population remaining
- % of population that are female
- % of female-headed households
- IDPs living in village
- New IDP arrivals
- Returnees

Community	% of pre-conflict population remaining	% of population that are female	% of female-headed households	IDPs living in village	New IDP arrivals	Returnees
Alqin	1-25%	1-25%	1-25%	Yes	No info	No
Aqraba	51-75%	51-75%	1-25%	Yes	No	No
Ghabagheb	51-75%	26-50%	1-25%	Yes	No	No
Jbab	76-100%	26-50%	1-25%	Yes	No	No

• 7/13 communities assessed (3 communities are shown on the next factsheet): Alqin, Aqraba, Ghabagheb, Jbab



Shelter

- Independent apartment or house
- Shared apartment or house
- Unfinished apartment or house
- Tent
- Private space not for shelter
- Cave/natural shelter
- Collective public space not for shelter
- No IDPs
- No information
- Min - Max: rent paid per room (where known)

Community	NDPs	IDPs	Min - Max: rent paid per room (where known)
Alqin			No info
Aqraba			No info
Ghabagheb			5000 - 10000 SYP
Jbab			2000 - 2500 SYP

Livelihoods

Most common sources of income

Most common strategies used to cope with lack of income / resources

Community	Most common sources of income	Most common strategies used to cope with lack of income / resources
Alqin	Stable employment Farm owning Support from family/friends	Borrowing from family/friends Skipping meals Reducing meal size
Aqraba	Daily employment Business/trade	Children sent to work/beg Borrowing from family/friends
Ghabagheb	Stable employment Daily employment Support from family/friends	Borrowing from family/friends Skipping meals Reducing meal size
Jbab	Stable employment Daily employment Business/trade	Children sent to work/beg Borrowing from family/friends

NFIs

Community	NA	NA	NA
Alqin	B 3000 SYP	C 350 SYP	D 300 SYP
Jbab	B 2900 SYP	C 325 SYP	D 215 SYP
Aqraba	B 7500 SYP	C 500 SYP	D 400 SYP
Ghabagheb	B 3000 SYP	C 350 SYP	D 300 SYP

Fuel Prices (SYP)*

B Butane (cannister)	NA
C Coal (1kg)	NA
D Diesel (1 litre)	425 SYP
F Firewood (1 tonne)	NA

NFI Prices (SYP)*

B Butane (cannister)	NA
C Coal (1kg)	4000 SYP
D Diesel (1 litre)	3500 SYP
F Firewood (1 tonne)	NA

- Main network
- Generator
- No source
- Solar alternative
- Batteries
- No information

- Most common electricity source
- Generator
- No source
- Solar alternative
- Batteries
- No information

- Most common electricity source
- Generator
- No source
- Solar alternative
- Batteries
- No information

- No information
- No information
- No information

Alqin
No lack of fuel

Aqraba
Burning productive assets

Ghabagheb
Cutting trees
Burning furniture not in use
Burning plastics

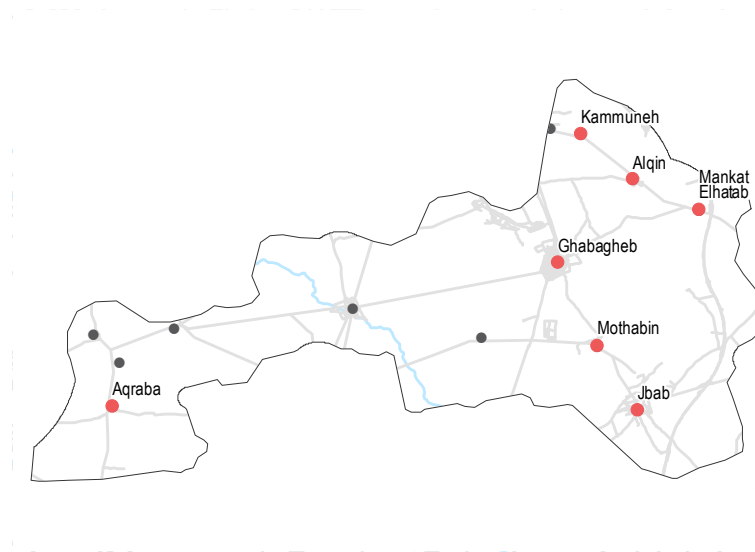
Jbab
No lack of fuel

WASH

- Most common water source**
- Water is safe to drink
 - Water tastes/smells bad
 - People sick after drinking
 - No information
- Sufficiency of available water to meet household needs**
- Sufficient
 - Insufficient
 - No information
- Most common method of garbage disposal**

- Alqin**
- Network
 - Public free collection
- Aqraba**
- Closed well
 - Buried / burned
- Ghabagheb**
- Network
 - Public free collection
- Jbab**
- Network
 - Private paid collection

7/13 communities assessed (3 communities are shown on the next factsheet): Alqin, Aqraba, Ghabagheb, Jbab



Education

- Status of primary schools in village**
- Functioning
 - Not functioning
 - Not available
 - No information
- Barriers to accessing education services**

- Ghabagheb**
- Most children accessed education
- Jbab**
- Most children accessed education

Alqin
 Most children accessed education

Aqraba
 Most children accessed education

Health

- Most common health problems
- Most common barriers to accessing healthcare

Community	Most common health problems	Most common barriers to accessing healthcare
Alqin	Communicable diseases Chronic diseases Acute respiratory infections	No difficulties reported
Aqraba	Chronic diseases Pregnancy related diseases Severe diseases affecting those aged less than 5	No facilities in the area
Ghabagheb	Communicable diseases Chronic diseases Acute respiratory infections	Security concerns around travel High cost of transportation Lack of transportation
Jbab	Disabilities Chronic diseases Severe diseases affecting those aged less than 5	No difficulties reported

Food Security

- Alqin**
- Bread: 50 SYP
 - Rice: 550 SYP
 - Lentils: 400 SYP
 - Sugar: 265 SYP
 - Cooking oil: 700 SYP
 - Public bakeries
 - No difficulties reported
- Aqraba**
- Bread: no info
 - Rice: 650 SYP
 - Lentils: 425 SYP
 - Sugar: 325 SYP
 - Cooking oil: 750 SYP
 - Private bakeries
 - No difficulties reported
- Ghabagheb**
- Bread: no info
 - Rice: 550 SYP
 - Lentils: 400 SYP
 - Sugar: 265 SYP
 - Cooking oil: 700 SYP
 - Private bakeries
 - No difficulties reported
- Jbab**
- Bread: 50 SYP
 - Rice: 500 SYP
 - Lentils: 270 SYP
 - Sugar: 220 SYP
 - Cooking oil: 600 SYP
 - Public bakeries
 - No difficulties reported

- Main challenges to obtaining food**
- No challenges
 - Some foods unavailable
 - Local production decreased
 - Lack of access to markets
 - Some foods expensive
 - Lack of resources to buy food
 - Lack of access to fuel
 - Cooking fuel unavailable
 - No information
- Bread (public): 1 pack**
Rice: 1kg
Lentils: 1kg
Sugar: 1kg
Cooking oil: 1 litre
- Access to bread**
- Most common source of bread
 - Most common barriers to accessing bread
 - Number of days, per month, where bread from private bakeries was unavailable

Displacement

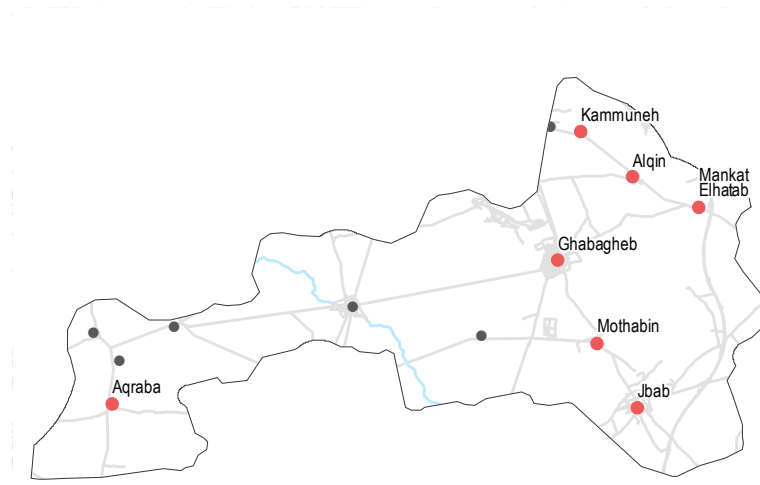
- % of pre-conflict population remaining
- % of population that are female
- % of female-headed households
- IDPs living in village
- New IDP arrivals
- Returnees

Kammuneh		
51-75%	51-75%	1-25%
Yes	No	No

Mankat Elhatab		
51-75%	51-75%	1-25%
Yes	No info	No

Mothabin		
76-100%	26-50%	1-25%
Yes	No info	No

• 7/13 communities assessed (4 communities are shown on the previous factsheet): Kammuneh, Mankat Elhatab, Mothabin



Shelter

- Independent apartment or house
- Shared apartment or house
- Unfinished apartment or house
- Tent
- Private space not for shelter
- Cave/natural shelter
- Collective public space not for shelter
- No IDPs
- No information
- Min - Max: rent paid per room (where known)

Kammuneh	
NDPs	IDPs
3500 - 4000 SYP	

Mankat Elhatab	
NDPs	IDPs
3000 - 4000 SYP	

Mothabin	
NDPs	IDPs
1000 - 1500 SYP	

Livelihoods

Most common sources of income

Most common strategies used to cope with lack of income / resources

Community	Most common sources of income	Most common strategies used to cope with lack of income / resources
Kammuneh	Stable employment Daily employment Business/trade	Children sent to work/beg Borrowing from family/friends Skipping meals
Mankat Elhatab	Stable employment Daily employment Business/trade	Borrowing from family/friends Skipping meals
Mothabin	Stable employment Daily employment Business/trade	Children sent to work/beg Borrowing from family/friends

NFIs

Kammuneh

B 3500 SYP	NA
C 500 SYP	3200 SYP
D 225 SYP	400 SYP
F 75000 SYP	NA

Mankat Elhatab

B 3500 SYP	NA
C 500 SYP	3200 SYP
D 225 SYP	400 SYP
F 75000 SYP	NA

Mothabin

B 3000 SYP	NA
C 325 SYP	7500 SYP
D 210 SYP	1000 SYP
F 85000 SYP	NA

Kammuneh
No lack of fuel

Mankat Elhatab
No lack of fuel

Mothabin
No lack of fuel

- Most common electricity source
- Main network
 - Generator
 - No source
 - Solar alternative
 - Batteries
 - No information
- Fuel Prices (SYP)*
- B** Butane (cannister)
 - C** Coal (1kg)
 - D** Diesel (1 litre)
 - F** Firewood (1 tonne)
- NFI Prices (SYP)*
- Cement (50kg)
 - Floor mat (3*4m)
 - Plastic tarpaulin (1m²)
 - Tent (5 persons)
- NA: not available for purchase

Most common strategies used to cope with a lack of fuel

WASH

- Most common water source**
- Status of water source**
- Water is safe to drink
 - Water tastes/smells bad
 - People sick after drinking
 - No information
- Sufficiency of available water to meet household needs**
- Sufficient
 - Insufficient
 - No information
- Most common method of garbage disposal**

Kammuneh

- Closed well
- Public free collection

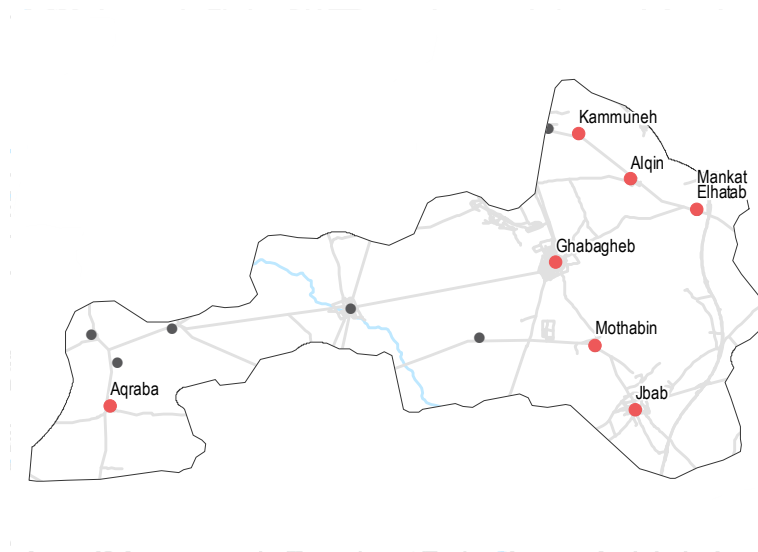
Mankat Elhatab

- Closed well
- Public free collection

Mothabin

- Water trucking
- Private paid collection

• 7/13 communities assessed (4 communities are shown on the previous factsheet): Kammuneh, Mankat Elhatab, Mothabin



Education

- Status of primary schools in village**
- Functioning
 - Not functioning
 - Not available
 - No information
- Barriers to accessing education services**

Mothabin

Most children accessed education

Kammuneh

Most children accessed education

Mankat Elhatab

Most children accessed education

Health



Most common health problems



Most common barriers to accessing healthcare

Kammuneh

Chronic diseases
 Pregnancy related diseases
 Severe diseases affecting those aged less than 5

No difficulties reported

Mankat Elhatab

Chronic diseases
 Pregnancy related diseases
 Severe diseases affecting those aged less than 5

No difficulties reported

Mothabin

Disabilities
 Chronic diseases
 Severe diseases affecting those aged less than 5

No difficulties reported

Food Security

Kammuneh

Bread: 75 SYP
 Rice: 650 SYP
 Lentils: 425 SYP
 Sugar: 300 SYP
 Cooking oil: 750 SYP



No difficulties reported

Private bakeries unavailable

Mankat Elhatab

Bread: 75 SYP
 Rice: 650 SYP
 Lentils: 425 SYP
 Sugar: 300 SYP
 Cooking oil: 750 SYP



No difficulties reported

Private bakeries unavailable

Mothabin

Bread: 50 SYP
 Rice: 450 SYP
 Lentils: 290 SYP
 Sugar: 200 SYP
 Cooking oil: 500 SYP



No difficulties reported

0

Main challenges to obtaining food

- No challenges
- Some foods unavailable
- Local production decreased
- Lack of access to markets
- Some foods expensive
- Lack of resources to buy food
- Lack of access to fuel
- Cooking fuel unavailable
- No information

Bread (public): 1 pack
 Rice: 1kg
 Lentils: 1kg
 Sugar: 1kg
 Cooking oil: 1 litre

Access to bread

Most common source of bread

Most common barriers to accessing bread

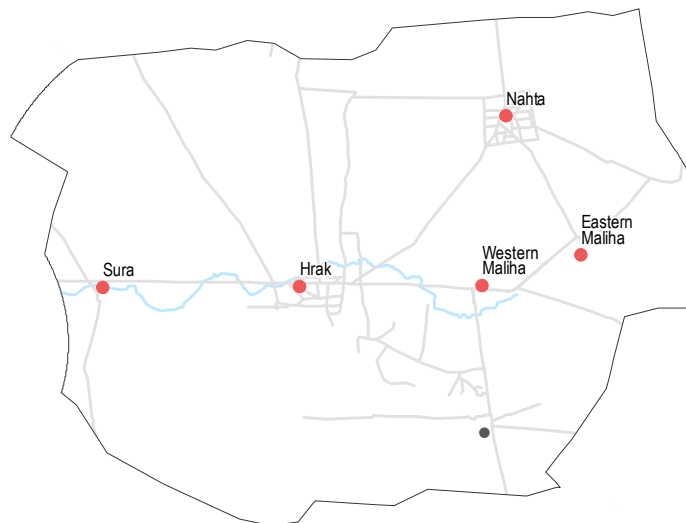
Number of days, per month, where bread from private bakeries was unavailable

Displacement

- % of pre-conflict population remaining
- % of population that are female
- % of female-headed households
- IDPs living in village
- New IDP arrivals
- Returnees

Eastern Maliha	Hrak	Nahta	Sura	Western Maliha
51-75% 51-75% 1-25%	51-75% 51-75% 1-25%	76-100% 51-75% 1-25%	51-75% 51-75% 1-25%	76-100% 51-75% 1-25%
Yes No No	Yes No Yes	Yes No No	Yes No No	Yes No No

• 5/6 communities assessed : Eastern Maliha, Hrak, Nahta, Sura, Western Maliha



Shelter

- Independent apartment or house
- Shared apartment or house
- Unfinished apartment or house
- Tent
- Private space not for shelter
- Cave/natural shelter
- Collective public space not for shelter
- No IDPs
- No information
- Min - Max: rent paid per room (where known)

Eastern Maliha	Sura	Hrak	Western Maliha	Nahta
NDPs IDPs	NDPs IDPs	NDPs IDPs	NDPs IDPs	NDPs IDPs
No info	No info	No info	No info	No info
4000 - 5000 SYP				

Livelihoods

Most common sources of income

Most common strategies used to cope with lack of income / resources

Eastern Maliha	Hrak	Nahta	Sura	Western Maliha
Daily employment Sale of household assets Business/trade	Daily employment Sale of household assets Business/trade	Daily employment Business/trade Support from family/friends	Daily employment High risk/illegal work	Daily employment Business/trade Support from family/friends
Borrowing from family/friends High risk/illegal work	Borrowing from family/friends High risk/illegal work Selling household assets	Children sent to work/beg Taking loans/buying on credit Borrowing from family/friends	Taking loans/buying on credit High risk/illegal work Selling household assets	Children sent to work/beg Taking loans/buying on credit Borrowing from family/friends

NFIs

Eastern Maliha	Sura	Hrak	Western Maliha
B 6000 SYP NA	B 7300 SYP NA	B 7300 SYP 2700 SYP	B 6500 SYP NA
C NA 2000 SYP	C NA 2500 SYP	C NA 2500 SYP	C NA 11000 SYP
D 325 SYP 1200 SYP	D 350 SYP 1300 SYP	D 375 SYP 1300 SYP	D 350 SYP 350 SYP
F NA 80000 SYP	F NA 85000 SYP	F 80000 SYP 85000 SYP	F 80000 SYP NA

Nahta

B 6500 SYP 2800 SYP
C 400 SYP 11500 SYP
D 350 SYP 300 SYP
F 75000 SYP 85000 SYP

- Most common electricity source
- Main network
 - Generator
 - No source
 - Solar alternative
 - Batteries
 - No information

- Fuel Prices (SYP)*
- B** Butane (cannister)
 - C** Coal (1kg)
 - D** Diesel (1 litre)
 - F** Firewood (1 tonne)

- NFI Prices (SYP)*
- Cement (50kg)
 - Floor mat (3*4m)
 - Plastic tarpaulin (1m²)
 - Tent (5 persons)
- NA: not available for purchase

- Most common strategies used to cope with a lack of fuel

- Eastern Maliha**
- Cutting trees
 - Burning plastics
 - Burning waste

- Hrak**
- Cutting trees
 - Burning furniture not in use
 - Burning plastics

- Nahta**
- Burning productive assets
 - Burning plastics
 - Burning waste

- Sura**
- Cutting trees
 - Burning furniture not in use
 - Burning plastics

- Western Maliha**
- Cutting trees
 - Burning productive assets
 - Burning plastics

Hrak, Dar'a Governorate

January 2018

WASH

- Most common water source**
- Status of water source**
- Water is safe to drink
 - Water tastes/smells bad
 - People sick after drinking
 - No information
- Sufficiency of available water to meet household needs**
- Sufficient
 - Insufficient
 - No information
- Most common method of garbage disposal**

Eastern Maliha

- Closed well
- Public free collection

Hrak

- Closed well
- Private paid collection

Nahta

- Network
- Public free collection

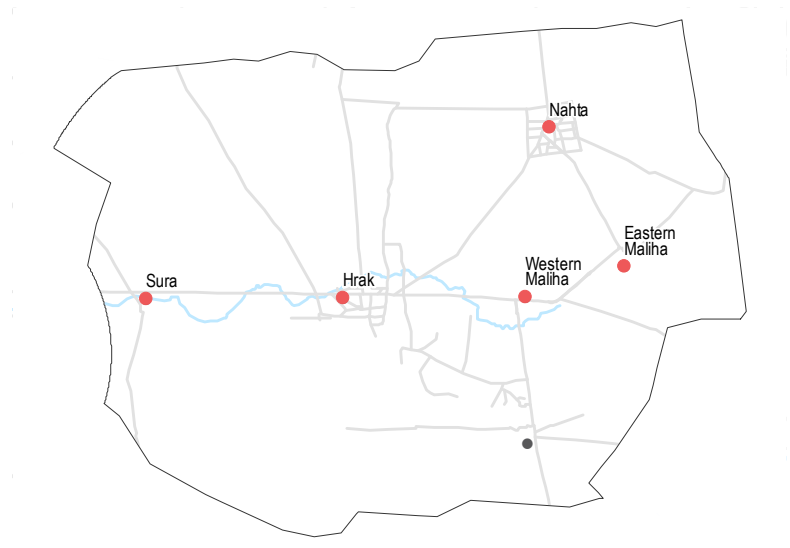
Sura

- Closed well
- Public free collection

Western Maliha

- Water trucking
- Public free collection

• 5/6 communities assessed : Eastern Maliha, Hrak, Nahta, Sura, Western Maliha



Education

- Status of primary schools in village**
- Functioning
 - Not functioning
 - Not available
 - No information
- Barriers to accessing education services**

Nahta

Most children accessed education

Sura

Lack of teaching staff
Lack of school supplies

Eastern Maliha

Most children accessed education

Western Maliha

Most children accessed education

Hrak

Lack of teaching staff
Lack of school supplies

Health

Most common health problems

Most common barriers to accessing healthcare

Eastern Maliha

Chronic diseases
Pregnancy related diseases
Acute respiratory infections

No difficulties reported

Hrak

Chronic diseases
Pregnancy related diseases
Acute respiratory infections

Old age
Disability/Injuries/Illness

Nahta

Diarrhoea
Chronic diseases
Severe diseases affecting those aged less than 5

High cost of transportation
Lack of transportation
Old age

Sura

Chronic diseases
Maternal health issues
Acute respiratory infections

No difficulties reported

Western Maliha

Communicable diseases
Chronic diseases
Acute respiratory infections

No facilities in the area
High cost of transportation
Lack of transportation

Food Security

Eastern Maliha

Bread: 100 SYP
Rice: 650 SYP
Lentils: 300 SYP
Sugar: 275 SYP
Cooking oil: 650 SYP

Public bakeries

Flour too expensive

Private bakeries unavailable

Hrak

Bread: no info
Rice: 650 SYP
Lentils: 300 SYP
Sugar: 275 SYP
Cooking oil: 650 SYP

Public bakeries

Flour too expensive

Private bakeries unavailable

Nahta

Bread: no info
Rice: 550 SYP
Lentils: 350 SYP
Sugar: 275 SYP
Cooking oil: 650 SYP

Distribution by others

No difficulties reported

Private bakeries unavailable

Sura

Bread: 100 SYP
Rice: 600 SYP
Lentils: 300 SYP
Sugar: 275 SYP
Cooking oil: 650 SYP

Public bakeries

No difficulties reported

Private bakeries unavailable

Western Maliha

Bread: 125 SYP
Rice: 550 SYP
Lentils: 450 SYP
Sugar: 300 SYP
Cooking oil: 775 SYP

Public bakeries

No difficulties reported

Private bakeries unavailable

Main challenges to obtaining food

- No challenges
- Some foods unavailable
- Local production decreased
- Lack of access to markets
- Some foods expensive
- Lack of resources to buy food
- Lack of access to fuel
- Cooking fuel unavailable
- No information

Bread (public): 1 pack
Rice: 1kg
Lentils: 1kg
Sugar: 1kg
Cooking oil: 1 litre

Access to bread

Most common source of bread

Most common barriers to accessing bread

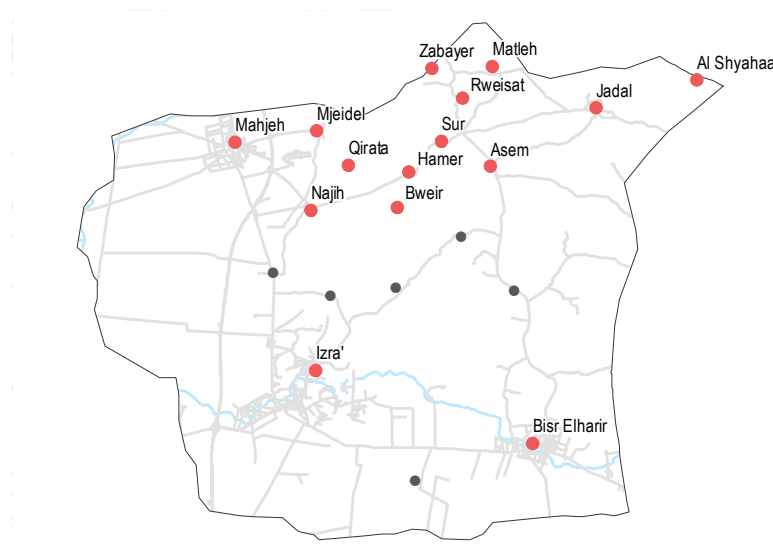
Number of days, per month, where bread from private bakeries was unavailable

Displacement

- % of pre-conflict population remaining
- % of population that are female
- % of female-headed households
- IDPs living in village
- New IDP arrivals
- Returnees

Sub-district	% of pre-conflict population remaining	% of population that are female	% of female-headed households	IDPs living in village	New IDP arrivals	Returnees
Al-Shyahaa	76-100%	51-75%	1-25%	Yes	No	No
Asem	76-100%	51-75%	1-25%	Yes	No	No
Bisr Elharir	26-50%	26-50%	1-25%	Yes	No	No
Bweir	76-100%	51-75%	1-25%	Yes	No	No
Hamer	51-75%	26-50%	1-25%	Yes	No info	No

• 15/19 communities assessed (10 communities are shown on the next two factsheets): Al-Shyahaa, Asem, Bisr Elharir, Bweir, Hamer



Shelter

- Independent apartment or house
- Shared apartment or house
- Unfinished apartment or house
- Tent
- Private space not for shelter
- Cave/natural shelter
- Collective public space not for shelter
- No IDPs
- No information
- Min - Max: rent paid per room (where known)

Sub-district	NDPs	IDPs
Al-Shyahaa		
Bweir		
Asem		
Hamer		
Bisr Elharir		

Livelihoods

Most common sources of income

Most common strategies used to cope with lack of income / resources

Sub-district	Most common sources of income	Most common strategies used to cope with lack of income / resources
Al-Shyahaa	Daily employment Farm owning	Children sent to work/beg Borrowing from family/friends Skipping meals
Asem	Daily employment Business/trade	Children sent to work/beg Borrowing from family/friends Selling household assets
Bisr Elharir	Daily employment Business/trade Remittances	Children sent to work/beg Borrowing from family/friends Selling household assets
Bweir	Daily employment Support from family/friends	Children sent to work/beg Borrowing from family/friends High risk/illegal work
Hamer	Daily employment High risk/illegal work	Borrowing from family/friends High risk/illegal work Selling household assets

NFIs

Sub-district	Lightbulb icon	Lightbulb icon
Al-Shyahaa	B 6600 SYP C 450 SYP D 375 SYP F NA	NA NA NA 100000 SYP
Bweir	B 6600 SYP C NA D 375 SYP F 70000 SYP	NA NA 300 SYP 85000 SYP
Asem	B 6500 SYP C 450 SYP D 350 SYP F 75000 SYP	NA NA 300 SYP 85000 SYP
Hamer	B 6000 SYP C NA D 300 SYP F NA	NA NA NA NA
Bisr Elharir	B 6500 SYP C 425 SYP D 350 SYP F 75000 SYP	2800 SYP NA 300 SYP 85000 SYP

- Most common electricity source
- Main network
 - Generator
 - No source
 - Solar alternative
 - Batteries
 - No information
- Fuel Prices (SYP)*
- B** Butane (cannister)
 - C** Coal (1kg)
 - D** Diesel (1 litre)
 - F** Firewood (1 tonne)
- NFI Prices (SYP)*
- Cement (50kg)
 - Floor mat (3*4m)
 - Plastic tarpaulin (1m²)
 - Tent (5 persons)
- NA: not available for purchase

- Most common strategies used to cope with a lack of fuel

Sub-district	Fire icon	Fire icon
Al-Shyahaa	Burning productive assets Burning plastics Burning waste	
Asem	Cutting trees Burning plastics Burning waste	
Bweir	Cutting trees Burning plastics Burning waste	
Bisr Elharir	Cutting trees Burning plastics Burning waste	
Hamer	Burning clothes Burning plastics Burning waste	

Izra' 1/3, Dar'a Governorate

January 2018

WASH

- Most common water source**
- Status of water source**
- Water is safe to drink
 - Water tastes/smells bad
 - People sick after drinking
 - No information
- Sufficiency of available water to meet household needs**
- Sufficient
 - Insufficient
 - No information
- Most common method of garbage disposal**

Al-Shyahaa

- Network
- Buried / burned

Asem

- Water trucking
- Buried / burned

Bisr Elharir

- Network
- Public free collection

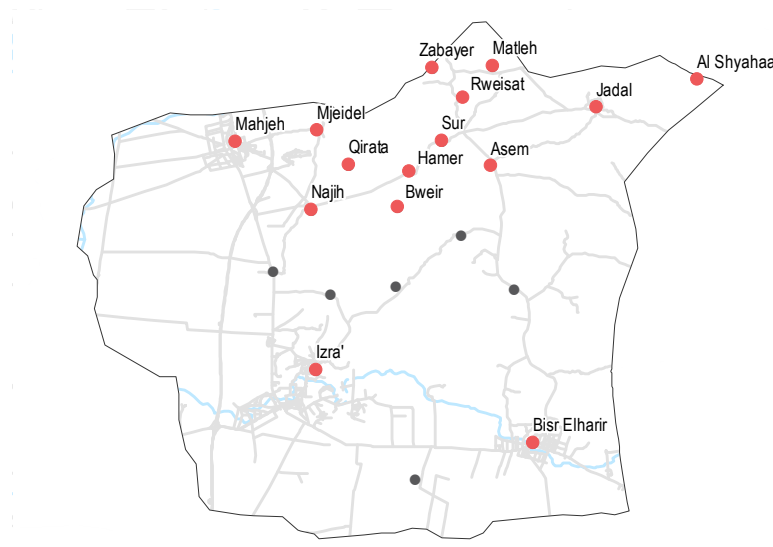
Bweir

- Water trucking
- Buried / burned

Hamer

- Closed well
- Buried / burned

• 15/19 communities assessed (10 communities are shown on the next two factsheets): Al-Shyahaa, Asem, Bisr Elharir, Bweir, Hamer



Education

- Status of primary schools in village**
- Functioning
 - Not functioning
 - Not available
 - No information
- Barriers to accessing education services**

Bisr Elharir

Most children accessed education

Bweir

Most children accessed education

Al-Shyahaa

Most children accessed education

Hamer

Lack of teaching staff
Lack of school supplies

Asem

Most children accessed education

Health

Most common health problems

Most common barriers to accessing healthcare

Al-Shyahaa

Diarrhoea
Chronic diseases
Severe diseases affecting those aged less than 5

Security concerns around travel
High cost of transportation
Lack of transportation

Asem

Diarrhoea
Skin diseases
Severe diseases affecting those aged less than 5

High cost of transportation
Lack of transportation
Old age

Bisr Elharir

Communicable diseases
Chronic diseases
Severe diseases affecting those aged less than 5

No difficulties reported

Bweir

Diarrhoea
Maternal health issues
Severe diseases affecting those aged less than 5

Security concerns around travel
High cost of transportation
Lack of transportation

Hamer

Chronic diseases
Maternal health issues
Acute respiratory infections

No difficulties reported

Food Security

Al-Shyahaa

Bread: no info
Rice: 600 SYP
Lentils: no info
Sugar: 300 SYP
Cooking oil: 700 SYP

- Distribution by others
- No difficulties reported
- Private bakeries unavailable

Asem

Bread: no info
Rice: 550 SYP
Lentils: 350 SYP
Sugar: 300 SYP
Cooking oil: 675 SYP

- Distribution by others
- No difficulties reported
- Private bakeries unavailable

Bisr Elharir

Bread: no info
Rice: 550 SYP
Lentils: 350 SYP
Sugar: 275 SYP
Cooking oil: 650 SYP

- Distribution by others
- No difficulties reported
- Private bakeries unavailable

Bweir

Bread: no info
Rice: 550 SYP
Lentils: no info
Sugar: 300 SYP
Cooking oil: 675 SYP

- Distribution by others
- No difficulties reported
- Private bakeries unavailable

Hamer

Bread: no info
Rice: 700 SYP
Lentils: no info
Sugar: 300 SYP
Cooking oil: 650 SYP

- Distribution by others
- Flour too expensive
- Private bakeries unavailable

Main challenges to obtaining food

- No challenges
- Some foods unavailable
- Local production decreased
- Lack of access to markets
- Some foods expensive
- Lack of resources to buy food
- Lack of access to fuel
- Cooking fuel unavailable
- No information

Bread (public): 1 pack
Rice: 1kg
Lentils: 1kg
Sugar: 1kg
Cooking oil: 1 litre

Access to bread

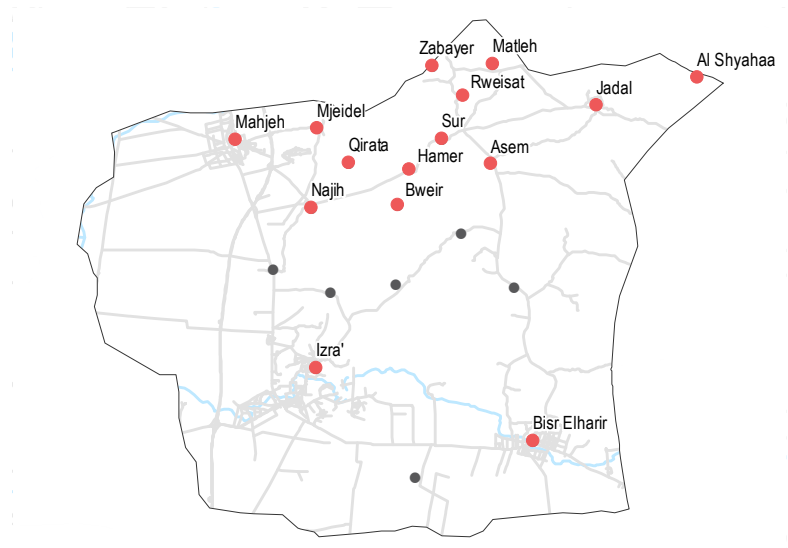
- Most common source of bread
- Most common barriers to accessing bread
- Number of days, per month, where bread from private bakeries was unavailable

Displacement

- % of pre-conflict population remaining
- % of population that are female
- % of female-headed households
- IDPs living in village
- New IDP arrivals
- Returnees

Category	Izra'	Jadal	Mahjeh	Matleh	Mjeidel
% of pre-conflict population remaining	51-75%	51-75%	51-75%	51-75%	51-75%
% of population that are female	Yes	No	Yes	No	No
% of female-headed households	Yes	Yes	Yes	No	No
IDPs living in village	Yes	Yes	Yes	No	No
New IDP arrivals	No	Yes	No	No info	No
Returnees	No	No	No	No	No

• 15/19 communities assessed (5 communities are shown on the previous factsheet, 5 communities are shown on the next factsheet): Izra', Jadal, Mahjeh, Matleh, Mjeidel



Shelter

- Independent apartment or house
- Shared apartment or house
- Unfinished apartment or house
- Tent
- Private space not for shelter
- Cave/natural shelter
- Collective public space not for shelter
- No IDPs
- No information
- Min - Max: rent paid per room (where known)

Community	NDPs	IDPs
Izra'	7000 - 8500 SYP	
Jadal		
Mahjeh		
Matleh		
Mjeidel		

Livelihoods

- Most common sources of income
- Most common strategies used to cope with lack of income / resources

Community	Most common sources of income	Most common strategies used to cope with lack of income / resources
Izra'	Stable employment Daily employment Business/trade	Children sent to work/beg Borrowing from family/friends High risk/illegal work
Jadal	Daily employment Business/trade	Children sent to work/beg Borrowing from family/friends Reducing meal size
Mahjeh	Stable employment Daily employment Savings	Children sent to work/beg Borrowing from family/friends Skipping meals
Matleh	Daily employment High risk/illegal work	High risk/illegal work Selling household assets
Mjeidel	Stable employment Daily employment	Children sent to work/beg Borrowing from family/friends Skipping meals

NFIs

Community	B	C	D	F
Izra'	2800 SYP	375 SYP	425 SYP	NA
Jadal	6500 SYP	400 SYP	350 SYP	75000 SYP
Mahjeh	2800 SYP	350 SYP	250 SYP	75000 SYP
Matleh	6000 SYP	NA	325 SYP	NA
Mjeidel	7000 SYP	350 SYP	330 SYP	75000 SYP

- Most common electricity source**
 - Main network
 - Generator
 - No source
 - Solar alternative
 - Batteries
 - No information
- Fuel Prices (SYP)***
 - B** Butane (cannister)
 - C** Coal (1kg)
 - D** Diesel (1 litre)
 - F** Firewood (1 tonne)
- NFI Prices (SYP)***
 - Cement (50kg)
 - Floor mat (3*4m)
 - Plastic tarpaulin (1m²)
 - Tent (5 persons)
- NA:** not available for purchase

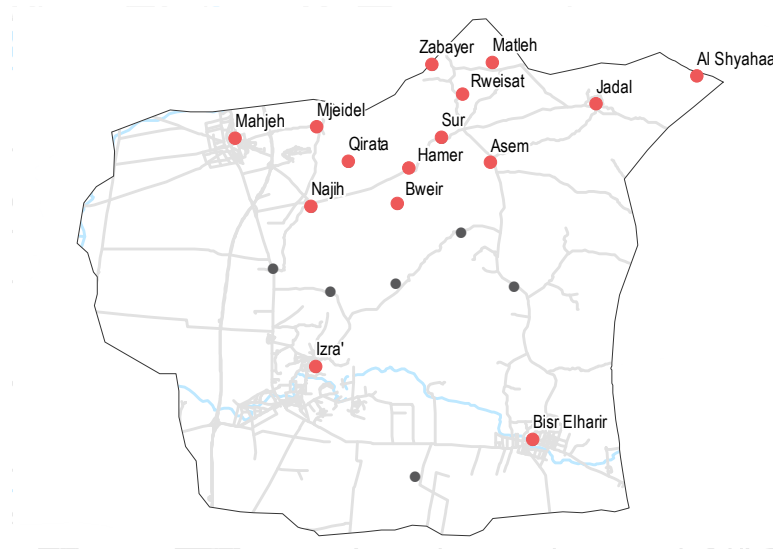
Community	Most common strategies used to cope with a lack of fuel
Izra'	No lack of fuel
Jadal	Burning productive assets Burning plastics Burning waste
Mahjeh	No lack of fuel
Matleh	Burning clothes Burning plastics Burning waste
Mjeidel	Cutting trees Burning productive assets Burning plastics

WASH

- Most common water source**
- Status of water source**
- Water is safe to drink
 - Water tastes/smells bad
 - People sick after drinking
 - No information
- Sufficiency of available water to meet household needs**
- Sufficient
 - Insufficient
 - No information
- Most common method of garbage disposal**

- Izra'**
- Network
 - Public free collection
- Jadal**
- Network
 - Buried / burned
- Mahjeh**
- Network
 - Public free collection
- Matleh**
- Closed well
 - Buried / burned
- Mjeidel**
- Network
 - Public free collection

• 15/19 communities assessed (5 communities are shown on the previous factsheet, 5 communities are shown on the next factsheet): Izra', Jadal, Mahjeh, Matleh, Mjeidel



Education

- Status of primary schools in village**
- Functioning
 - Not functioning
 - Not available
 - No information
- Barriers to accessing education services**

- Mahjeh**
- Most children accessed education
- Matleh**
- Lack of teaching staff
- Mjeidel**
- Most children accessed education

- Jadal**
- Most children accessed education

Health

	Most common health problems	Most common barriers to accessing healthcare
Izra'	Diarrhoea Chronic diseases Severe diseases affecting those aged less than 5	Security concerns around travel Old age Security concerns around entering facilities
Jadal	Diarrhoea Chronic diseases Severe diseases affecting those aged less than 5	High cost of transportation Lack of transportation Old age
Mahjeh	Chronic diseases Acute respiratory infections Severe diseases affecting those aged less than 5	Old age Disability/Injuries/Illness
Matleh	Chronic diseases Pregnancy related diseases Severe diseases affecting those aged less than 5	High cost of transportation Lack of transportation Disability/Injuries/Illness
Mjeidel	Chronic diseases Acute respiratory infections Severe diseases affecting those aged less than 5	Security concerns around travel Old age Disability/Injuries/Illness

Food Security

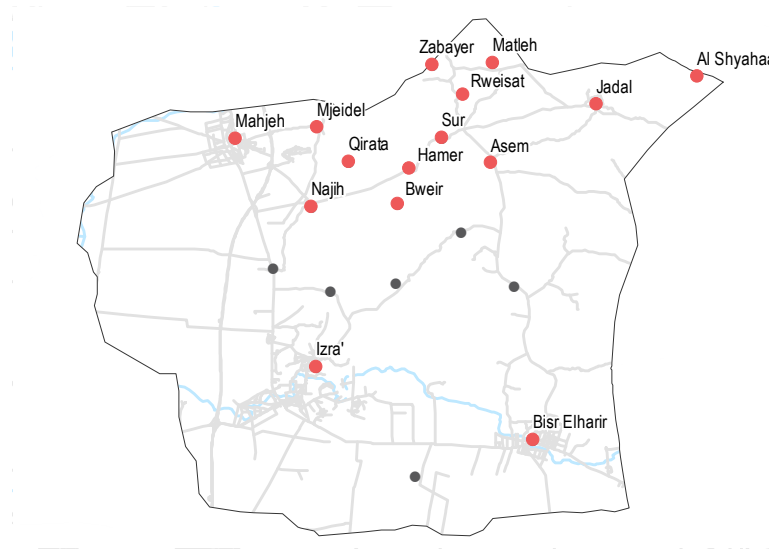
- Izra'**
- Bread: 50 SYP
 - Rice: 500 SYP
 - Lentils: 300 SYP
 - Sugar: 260 SYP
 - Cooking oil: 625 SYP
- Public bakeries
 - No difficulties reported
 - 0
- Jadal**
- Bread: no info
 - Rice: 550 SYP
 - Lentils: 350 SYP
 - Sugar: 300 SYP
 - Cooking oil: 675 SYP
- Distribution by others
 - No difficulties reported
 - Private bakeries unavailable
- Mahjeh**
- Bread: 50 SYP
 - Rice: 500 SYP
 - Lentils: 350 SYP
 - Sugar: 250 SYP
 - Cooking oil: 600 SYP
- Private bakeries
 - No difficulties reported
 - 0
- Matleh**
- Bread: 100 SYP
 - Rice: 700 SYP
 - Lentils: 350 SYP
 - Sugar: 275 SYP
 - Cooking oil: no info
- Distribution by others
 - Flour too expensive
 - Private bakeries unavailable
- Mjeidel**
- Bread: no info
 - Rice: 500 SYP
 - Lentils: 350 SYP
 - Sugar: 265 SYP
 - Cooking oil: 650 SYP
- Shops
 - No difficulties reported
 - Private bakeries unavailable
- Main challenges to obtaining food**
- No challenges
 - Some foods unavailable
 - Local production decreased
 - Lack of access to markets
 - Some foods expensive
 - Lack of resources to buy food
 - Lack of access to fuel
 - Cooking fuel unavailable
 - No information
- Bread (public): 1 pack**
- Rice: 1kg**
- Lentils: 1kg**
- Sugar: 1kg**
- Cooking oil: 1 litre**
- Access to bread**
- Most common source of bread
 - Most common barriers to accessing bread
 - Number of days, per month, where bread from private bakeries was unavailable

Displacement

- % of pre-conflict population remaining
- % of population that are female
- % of female-headed households
- IDPs living in village
- New IDP arrivals
- Returnees

Community	% of pre-conflict population remaining	% of population that are female	% of female-headed households	IDPs living in village	New IDP arrivals	Returnees
Najih	51-75%	26-50%	1-25%	Yes	No	No
Qirata	51-75%	26-50%	1-25%	Yes	No info	No
Rweisat	51-75%	26-50%	1-25%	Yes	No	No
Sur	51-75%	51-75%	1-25%	Yes	Yes	No
Zabayer	76-100%	51-75%	1-25%	Yes	No info	No

• 15/19 communities assessed (10 communities are shown on the previous two factsheets): Najih, Qirata, Rweisat, Sur, Zabayer



Shelter

- Independent apartment or house
- Shared apartment or house
- Unfinished apartment or house
- Tent
- Private space not for shelter
- Cave/natural shelter
- Collective public space not for shelter
- No IDPs
- No information
- Min - Max: rent paid per room (where known)

Community	NDPs	IDPs	Min - Max: rent paid per room (where known)
Najih			3000 - 3500 SYP
Qirata			No info
Rweisat			No info
Sur			No info
Zabayer			No info

Livelihoods

Most common sources of income

Most common strategies used to cope with lack of income / resources

Community	Most common sources of income	Most common strategies used to cope with lack of income / resources
Najih	Daily employment Farm owning Support from family/friends	Children sent to work/beg Borrowing from family/friends Reducing meal size
Qirata	Daily employment High risk/illegal work	Children sent to work/beg Borrowing from family/friends High risk/illegal work
Rweisat	Daily employment Business/trade Savings	High risk/illegal work Selling household assets Reducing meal size
Sur	Daily employment Business/trade	Children sent to work/beg Borrowing from family/friends Skipping meals
Zabayer	Business / trade	Borrowing from family/friends High risk/illegal work Selling household assets

NFIs

Community	Electricity source	Fuel Prices (SYP)*	NFI Prices (SYP)*
Najih	B 6500 SYP C 425 SYP D 350 SYP F 75000 SYP	2800 SYP NA 325 SYP 85000 SYP	NA NA 300 SYP 85000 SYP
Qirata	B 6500 SYP C 425 SYP D 375 SYP F 70000 SYP	2900 SYP NA 300 SYP 85000 SYP	NA NA 300 SYP 85000 SYP
Rweisat	B 6000 SYP C NA D 300 SYP F NA	NA NA 2300 SYP NA	NA NA NA NA

- Most common electricity source
- Main network
- Generator
- No source
- Solar alternative
- Batteries
- No information
- Fuel Prices (SYP)*
- B** Butane (cannister)
- C** Coal (1kg)
- D** Diesel (1 litre)
- F** Firewood (1 tonne)
- NFI Prices (SYP)*
- Cement (50kg)
- Floor mat (3*4m)
- Plastic tarpaulin (1m²)
- Tent (5 persons)
- NA: not available for purchase

Community	Most common strategies used to cope with a lack of fuel
Najih	Burning productive assets Burning plastics Burning waste
Qirata	Cutting trees Burning plastics Burning waste
Rweisat	Burning clothes Burning plastics
Sur	Cutting trees Burning plastics Burning waste
Zabayer	Burning clothes Burning plastics Burning waste

Izra' 3/3, Dar'a Governorate

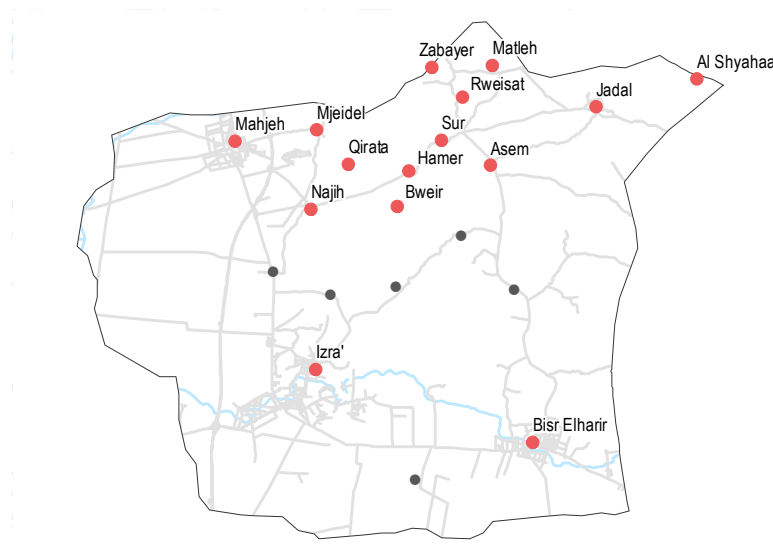
January 2018

WASH

- Most common water source**
- Water is safe to drink
 - Water tastes/smells bad
 - People sick after drinking
 - No information
- Sufficiency of available water to meet household needs**
- Sufficient
 - Insufficient
 - No information
- Most common method of garbage disposal**
- Buried / burned

- Najih**
- Network
 - Buried / burned
- Qirata**
- Protected spring
 - Buried / burned
- Rweisat**
- Closed well
 - Buried / burned
- Sur**
- Water trucking
 - Buried / burned
- Zabayer**
- Closed well
 - Buried / burned

• 15/19 communities assessed (10 communities are shown on the previous two factsheets): Najih, Qirata, Rweisat, Sur, Zabayer



Education

- Status of primary schools in village**
- Functioning
 - Not functioning
 - Not available
 - No information
- Barriers to accessing education services**
- Lack of teaching staff
 - Lack of school supplies

- Rweisat**
- Lack of teaching staff
 - Lack of school supplies
- Sur**
- Most children accessed education
- Zabayer**
- Lack of teaching staff
 - Lack of school supplies

- Najih**
- Some facilities destroyed
 - Lack of teaching staff
 - Lack of school supplies
- Qirata**
- Some facilities destroyed
 - Lack of teaching staff
 - Lack of school supplies

Health

	Most common health problems	Most common barriers to accessing healthcare
Najih	Diarrhoea Chronic diseases Severe diseases affecting those aged less than 5	High cost of transportation Lack of transportation Old age
Qirata	Disabilities Maternal health issues Severe diseases affecting those aged less than 5	High cost of transportation Lack of transportation Old age
Rweisat	Chronic diseases Maternal health issues Acute respiratory infections	High cost of transportation Lack of transportation Disability/Injuries/Illness
Sur	Diarrhoea Chronic diseases Severe diseases affecting those aged less than 5	High cost of transportation Lack of transportation
Zabayer	Chronic diseases Maternal health issues Acute respiratory infections	High cost of transportation Old age Disability/Injuries/Illness

Food Security

Najih

- Bread: no info
- Rice: 550 SYP
- Lentils: no info
- Sugar: 300 SYP
- Cooking oil: 675 SYP
- Distribution by others
- No difficulties reported
- Private bakeries unavailable

Qirata

- Bread: no info
- Rice: 600 SYP
- Lentils: no info
- Sugar: 300 SYP
- Cooking oil: 700 SYP
- Distribution by others
- No difficulties reported
- Private bakeries unavailable

Rweisat

- Bread: 100 SYP
- Rice: 700 SYP
- Lentils: no info
- Sugar: 270 SYP
- Cooking oil: 700 SYP
- Distribution by others
- Flour too expensive
- Private bakeries unavailable

Sur

- Bread: no info
- Rice: 550 SYP
- Lentils: no info
- Sugar: 300 SYP
- Cooking oil: 675 SYP
- Distribution by others
- No difficulties reported
- Private bakeries unavailable

Zabayer

- Bread: 100 SYP
- Rice: 700 SYP
- Lentils: no info
- Sugar: 275 SYP
- Cooking oil: 700 SYP
- Distribution by others
- Flour too expensive
- Private bakeries unavailable

Main challenges to obtaining food

- No challenges
- Some foods unavailable
- Local production decreased
- Lack of access to markets
- Some foods expensive
- Lack of resources to buy food
- Lack of access to fuel
- Cooking fuel unavailable
- No information

Bread (public): 1 pack
Rice: 1kg
Lentils: 1kg
Sugar: 1kg
Cooking oil: 1 litre

Access to bread

- Most common source of bread
- Most common barriers to accessing bread
- Number of days, per month, where bread from private bakeries was unavailable

Jasim, Dar'a Governorate

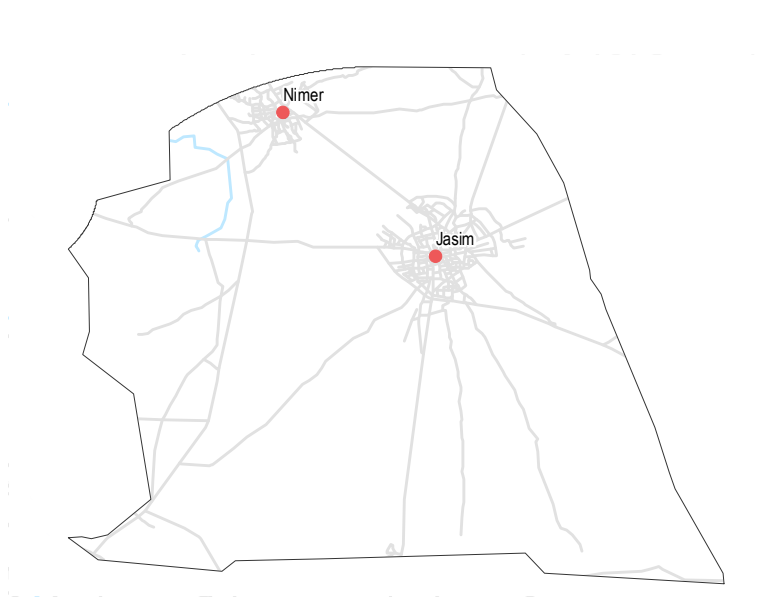
January 2018

Displacement

- % of pre-conflict population remaining
- % of population that are female
- % of female-headed households
- IDPs living in village
- New IDP arrivals
- Returnees

Jasim					
76-100%	51-75%	1-25%			
Yes	Yes	No			
Nimer					
51-75%	51-75%	1-25%			
Yes	No	Yes			

• 2/2 communities assessed : Jasim, Nimer



Shelter

- Independent apartment or house
 - Shared apartment or house
 - Unfinished apartment or house
 - Tent
 - Private space not for shelter
 - Cave/natural shelter
 - Collective public space not for shelter
 - No IDPs
 - No information
- Min - Max: rent paid per room (where known)

Jasim	
NDPs	IDPs
5000 - 6000 SYP	
Nimer	
NDPs	IDPs
4000 - 8000 SYP	

Livelihoods

Most common sources of income	Most common strategies used to cope with lack of income / resources
Jasim	
Stable employment Daily employment Business/trade	Borrowing from family/friends
Nimer	
Daily employment Business/trade Support from family/friends	Children sent to work/beg Borrowing from family/friends

NFIs

Lightbulb icon Jasim

B 7000 SYP	NA
C 500 SYP	3800 SYP
D 425 SYP	400 SYP
F 70000 SYP	NA

Lightbulb icon Nimer

B 7500 SYP	2750 SYP
C NA	11000 SYP
D 400 SYP	350 SYP
F 80000 SYP	NA

Most common electricity source

- Main network
- Generator
- No source
- Solar alternative
- Batteries
- No information

Fuel Prices (SYP)*

- B** Butane (cannister)
- C** Coal (1kg)
- D** Diesel (1 litre)
- F** Firewood (1 tonne)

NFI Prices (SYP)*

- Cement (50kg)
- Floor mat (3*4m)
- Plastic tarpaulin (1m²)
- Tent (5 persons)

NA: not available for purchase

Fire icon Jasim

- Burning productive assets
- Burning plastics

Fire icon Nimer

- Cutting trees
- Burning productive assets
- Burning plastics

- Most common strategies used to cope with a lack of fuel

WASH

Most common water source

Status of water source

Water is safe to drink

Water tastes/smells bad

People sick after drinking

No information

Sufficiency of available water to meet household needs

Sufficient

Insufficient

No information

Most common method of garbage disposal

Jasim

Closed well

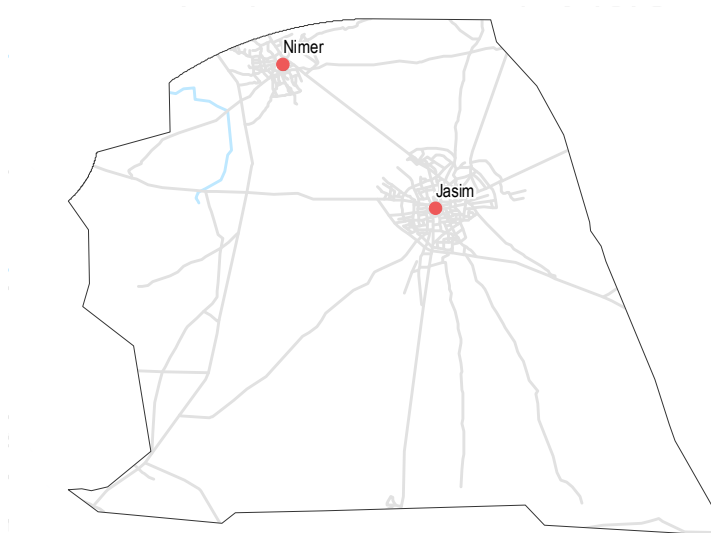
Public free collection

Nimer

Water trucking

Public free collection

• 2/2 communities assessed : Jasim, Nimer



Education

Status of primary schools in village

Functioning

Not functioning

Not available

No information

Barriers to accessing education services

Jasim

Most children accessed education

Nimer

Most children accessed education

Health

Most common health problems

Most common barriers to accessing healthcare

Jasim

Chronic diseases
Pregnancy related diseases
Severe diseases affecting those aged less than 5

No difficulties reported

Nimer

Diarrhoea
Chronic diseases
Acute respiratory infections

No difficulties reported

Food Security

Jasim

Bread: no info

Rice: 650 SYP

Lentils: 425 SYP

Sugar: 300 SYP

Cooking oil: 750 SYP

Private bakeries

No difficulties reported

0

Nimer

Bread: 125 SYP

Rice: 550 SYP

Lentils: 450 SYP

Sugar: 300 SYP

Cooking oil: 750 SYP

Public bakeries

No difficulties reported

Private bakeries unavailable

Main challenges to obtaining food

No challenges

Some foods unavailable

Local production decreased

Lack of access to markets

Some foods expensive

Lack of resources to buy food

Lack of access to fuel

Cooking fuel unavailable

No information

Bread (public): 1 pack
Rice: 1kg
Lentils: 1kg
Sugar: 1kg
Cooking oil: 1 litre

Access to bread

Most common source of bread

Most common barriers to accessing bread

Number of days, per month, where bread from private bakeries was unavailable

Displacement

- % of pre-conflict population remaining
- % of population that are female
- % of female-headed households
- IDPs living in village
- New IDP arrivals
- Returnees

Alma		
51-75%	26-50%	1-25%
Yes	No	No
Eastern Ghariyeh		
51-75%	51-75%	1-25%
Yes	No	No

• 2/4 communities assessed : Alma, Eastern Ghariyeh



Shelter

- Independent apartment or house
 - Shared apartment or house
 - Unfinished apartment or house
 - Tent
 - Private space not for shelter
 - Cave/natural shelter
 - Collective public space not for shelter
 - No IDPs
 - No information
- Min - Max: rent paid per room (where known)

Alma	
NDPs	IDPs
No info	
Eastern Ghariyeh	
NDPs	IDPs
No info	

Livelihoods

Most common sources of income	Most common strategies used to cope with lack of income / resources
Alma	
Daily employment High risk/illegal work	Borrowing from family/friends Selling household assets Reducing meal size
Eastern Ghariyeh	
Daily employment Business/trade Savings	Borrowing from family/friends High risk/illegal work Selling household assets

NFIs

Alma	
B 6000 SYP	2700 SYP
C NA	2000 SYP
D 310 SYP	1200 SYP
F NA	80000 SYP
Eastern Ghariyeh	
B 6200 SYP	2500 SYP
C NA	2000 SYP
D 300 SYP	1000 SYP
F NA	85000 SYP

- Most common electricity source
- Main network
 - Generator
 - No source
 - Solar alternative
 - Batteries
 - No information
- Fuel Prices (SYP)*
- B** Butane (cannister)
 - C** Coal (1kg)
 - D** Diesel (1 litre)
 - F** Firewood (1 tonne)
- NFI Prices (SYP)*
- Cement (50kg)
 - Floor mat (3*4m)
 - Plastic tarpaulin (1m²)
 - Tent (5 persons)
- NA: not available for purchase

- Alma**
- Cutting trees
- Burning plastics
- Burning waste
- Eastern Ghariyeh**
- No lack of fuel

- Most common strategies used to cope with a lack of fuel

WASH

- Most common water source**
- Water is safe to drink
 - Water tastes/smells bad
 - People sick after drinking
 - No information
- Sufficiency of available water to meet household needs**
- Sufficient
 - Insufficient
 - No information
- Most common method of garbage disposal**

- Alma**
- Closed well
 - Public free collection
- Eastern Ghariyeh**
- Closed well
 - Public free collection

• 2/4 communities assessed : Alma, Eastern Ghariyeh



Food Security

Alma

- Bread: 100 SYP
- Rice: 600 SYP
- Lentils: 300 SYP
- Sugar: 275 SYP
- Cooking oil: 650 SYP
- Public bakeries
- Flour too expensive
- Private bakeries unavailable

Eastern Ghariyeh

- Bread: 100 SYP
- Rice: 650 SYP
- Lentils: 400 SYP
- Sugar: 260 SYP
- Cooking oil: 650 SYP
- Public bakeries
- Flour too expensive
- Private bakeries unavailable

- Main challenges to obtaining food**
- No challenges
 - Some foods unavailable
 - Local production decreased
 - Lack of access to markets
 - Some foods expensive
 - Lack of resources to buy food
 - Lack of access to fuel
 - Cooking fuel unavailable
 - No information
- Bread (public): 1 pack
 Rice: 1kg
 Lentils: 1kg
 Sugar: 1kg
 Cooking oil: 1 litre

Education

- Status of primary schools in village**
- Functioning
 - Not functioning
 - Not available
 - No information
- Barriers to accessing education services**

- Alma**
- Lack of teaching staff
 - Lack of school supplies

- Eastern Ghariyeh**
- Lack of teaching staff
 - Lack of school supplies

Health

- Most common health problems
- Most common barriers to accessing healthcare

Alma

- Chronic diseases
- Pregnancy related diseases
- Acute respiratory infections

- Old age
- Disability/Injuries/Illness

Eastern Ghariyeh

- Chronic diseases
- Pregnancy related diseases
- Severe diseases affecting those aged less than 5

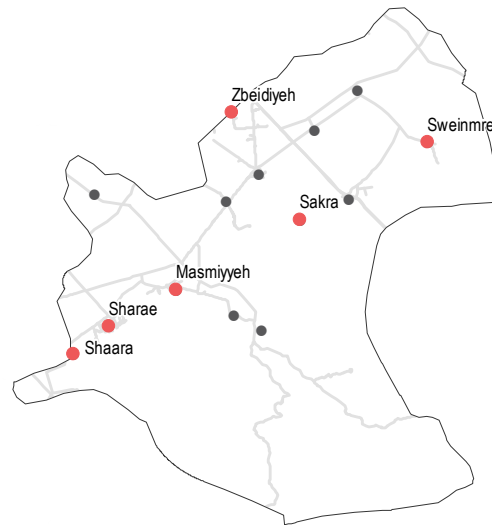
No difficulties reported

Displacement

- % of pre-conflict population remaining
- % of population that are female
- % of female-headed households
- IDPs living in village
- New IDP arrivals
- Returnees

Masmiyyeh		
51-75%	51-75%	1-25%
Yes	No	No
Sakra		
51-75%	26-50%	1-25%
Yes	No	No
Shaara		
76-100%	51-75%	26-50%
Yes	Yes	Yes

• 6/13 communities assessed (3 communities are shown on the next factsheet): Masmiyyeh, Sakra, Shaara



Shelter

- Independent apartment or house
- Shared apartment or house
- Unfinished apartment or house
- Tent
- Private space not for shelter
- Cave/natural shelter
- Collective public space not for shelter
- No IDPs
- No information
- Min - Max: rent paid per room (where known)

Masmiyyeh	
NDPs	IDPs
No info	
Sakra	
NDPs	IDPs
No info	
Shaara	
NDPs	IDPs
No info	

Livelihoods

- Most common sources of income
- Most common strategies used to cope with lack of income / resources

Community	Most common sources of income	Most common strategies used to cope with lack of income / resources
Masmiyyeh	Stable employment Daily employment Savings	Children sent to work/beg Borrowing from family/friends Skipping meals
Sakra	High risk/illegal work Business/trade Savings	Borrowing from family/friends High risk/illegal work Selling household assets
Shaara	Daily employment Business/trade	Children sent to work/beg Borrowing from family/friends High risk/illegal work

NFIs

Masmiyyeh

B 2800 SYP	2500 SYP
C 350 SYP	450 SYP
D 250 SYP	1500 SYP
F 70000 SYP	65000 SYP

Sakra

B NA	NA
C NA	NA
D 350 SYP	1500 SYP
F NA	NA

Shaara

B 2800 SYP	2600 SYP
C 400 SYP	10500 SYP
D 250 SYP	275 SYP
F NA	80000 SYP

Masmiyyeh

No lack of fuel

Sakra

Burning clothes
Burning plastics
Burning waste

Shaara

Burning productive assets
Burning plastics
Burning waste

Most common electricity source

- Main network
- Generator
- No source
- Solar alternative
- Batteries
- No information

Fuel Prices (SYP)*

- B** Butane (cannister)
- C** Coal (1kg)
- D** Diesel (1 litre)
- F** Firewood (1 tonne)

NFI Prices (SYP)*

- Cement (50kg)
- Floor mat (3*4m)
- Plastic tarpaulin (1m²)
- Tent (5 persons)

NA: not available for purchase

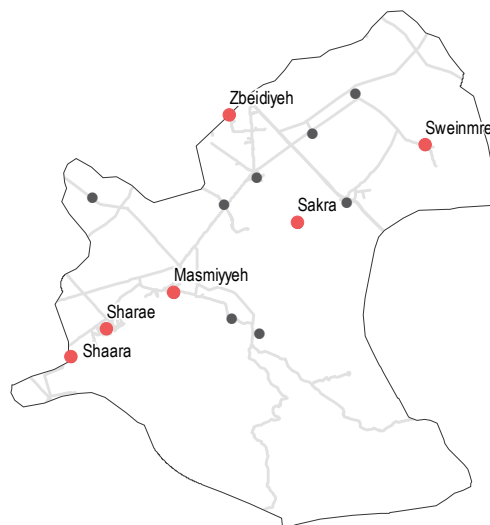
Most common strategies used to cope with a lack of fuel

WASH

- Most common water source**
- Water is safe to drink
 - Water tastes/smells bad
 - People sick after drinking
 - No information
- Sufficiency of available water to meet household needs**
- Sufficient
 - Insufficient
 - No information
- Most common method of garbage disposal**
- Buried / burned

- Masmiyyeh**
- Network
 - Public free collection
- Sakra**
- Closed well
 - Buried / burned
- Shaara**
- Network
 - Buried / burned

6/13 communities assessed (3 communities are shown on the next factsheet): Masmiyyeh, Sakra, Shaara



Education

- Status of primary schools in village**
- Functioning
 - Not functioning
 - Not available
 - No information
- Barriers to accessing education services**
- Lack of teaching staff
 - Lack of school supplies

Shaara
 Most children accessed education

Masmiyyeh
 Most children accessed education

Sakra
 Lack of teaching staff
 Lack of school supplies

Health

	Most common health problems	Most common barriers to accessing healthcare
Masmiyyeh	Chronic diseases Acute respiratory infections Severe diseases affecting those aged less than 5	Old age Disability/Injuries/Illness
Sakra	Chronic diseases Maternal health issues Acute respiratory infections	Lack of transportation Old age Disability/Injuries/Illness
Shaara	Diarrhoea Chronic diseases Severe diseases affecting those aged less than 5	Security concerns around travel High cost of transportation Lack of transportation

Food Security

Masmiyyeh

- Bread: 50 SYP
- Rice: 500 SYP
- Lentils: 350 SYP
- Sugar: 250 SYP
- Cooking oil: 600 SYP
- Private bakeries
- No difficulties reported
- 0

Sakra

- Bread: no info
- Rice: 750 SYP
- Lentils: 350 SYP
- Sugar: 300 SYP
- Cooking oil: 700 SYP
- Distribution by others
- Flour too expensive
- Private bakeries unavailable

Shaara

- Bread: 100 SYP
- Rice: 500 SYP
- Lentils: 325 SYP
- Sugar: 275 SYP
- Cooking oil: 650 SYP
- Shops
- No difficulties reported
- Private bakeries unavailable

Main challenges to obtaining food

- No challenges
- Some foods unavailable
- Local production decreased
- Lack of access to markets
- Some foods expensive
- Lack of resources to buy food
- Lack of access to fuel
- Cooking fuel unavailable
- No information

Bread (public): 1 pack
 Rice: 1kg
 Lentils: 1kg
 Sugar: 1kg
 Cooking oil: 1 litre

Access to bread

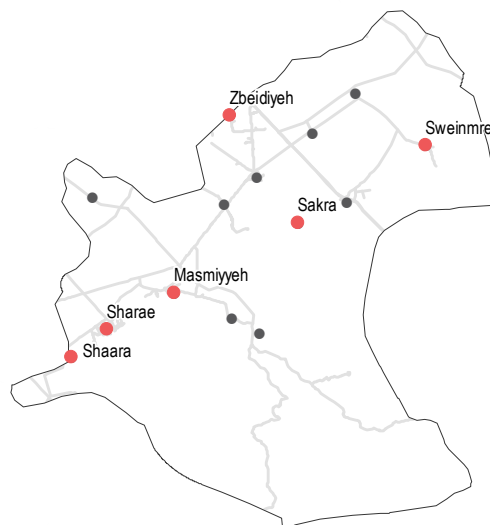
- Most common source of bread
- Most common barriers to accessing bread
- Number of days, per month, where bread from private bakeries was unavailable

Displacement

- % of pre-conflict population remaining
- % of population that are female
- % of female-headed households
- IDPs living in village
- New IDP arrivals
- Returnees

Sharae		Sweinmreh		Zbeidiyeh	
76-100%	51-75%	51-75%	51-75%	26-50%	1-25%
Yes	No	Yes	No info	Yes	No
No	No	No	No	No	No

• 6/13 communities assessed (3 communities are shown on the previous factsheet): Sharae, Sweinmreh, Zbeidiyeh



Shelter

- Independent apartment or house
- Shared apartment or house
- Unfinished apartment or house
- Tent
- Private space not for shelter
- Cave/natural shelter
- Collective public space not for shelter
- No IDPs
- No information
- Min - Max: rent paid per room (where known)

Sharae		Sweinmreh		Zbeidiyeh	
NDPs	IDPs	NDPs	IDPs	NDPs	IDPs
5000 - 6000 SYP		No info		No info	

Livelihoods

Most common sources of income

Most common strategies used to cope with lack of income / resources

Community	Most common sources of income	Most common strategies used to cope with lack of income / resources
Sharae	Stable employment Daily employment Business/trade	Children sent to work/beg Borrowing from family/friends High risk/illegal work
Sweinmreh	Stable employment Daily employment	Children sent to work/beg Borrowing from family/friends Skipping meals
Zbeidiyeh	Sale of household assets Business/trade Savings	High risk/illegal work Selling household assets Skipping meals

NFIs

Sharae

B 2700 SYP	NA
C 375 SYP	10000 SYP
D 200 SYP	275 SYP
F NA	80000 SYP

Sweinmreh

B 3000 SYP	2500 SYP
C 350 SYP	450 SYP
D 300 SYP	1500 SYP
F 75000 SYP	75000 SYP

Zbeidiyeh

B 5000 SYP	NA
C NA	NA
D 250 SYP	NA
F NA	NA

Sharae

No lack of fuel

Sweinmreh

Cutting trees
 Burning productive assets
 Burning clothes

Zbeidiyeh

Burning productive assets
 Burning plastics

Most common electricity source

- Main network
- Generator
- No source
- Solar alternative
- Batteries
- No information

Fuel Prices (SYP)*

- B** Butane (cannister)
- C** Coal (1kg)
- D** Diesel (1 litre)
- F** Firewood (1 tonne)

NFI Prices (SYP)*

- Cement (50kg)
- Floor mat (3*4m)
- Plastic tarpaulin (1m²)
- Tent (5 persons)

NA: not available for purchase

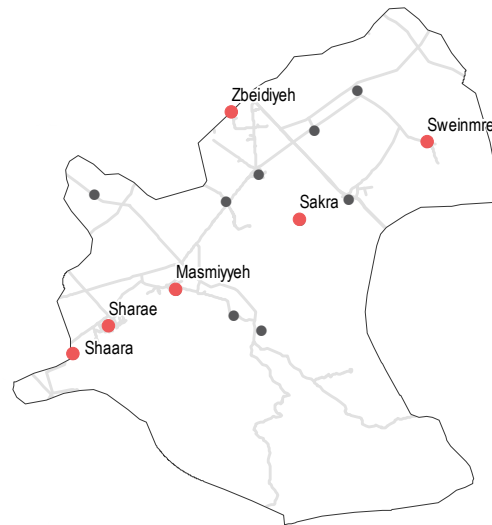
Most common strategies used to cope with a lack of fuel

WASH

- Most common water source**
- Water is safe to drink
 - Water tastes/smells bad
 - People sick after drinking
 - No information
- Sufficiency of available water to meet household needs**
- Sufficient
 - Insufficient
 - No information
- Most common method of garbage disposal**
- Buried / burned

- Sharae**
- Network
 - Public free collection
- Sweinmreh**
- Closed well
 - Buried / burned
- Zbeidiyeh**
- Closed well
 - Buried / burned

• 6/13 communities assessed (3 communities are shown on the previous factsheet): Sharae, Sweinmreh, Zbeidiyeh



Education

- Status of primary schools in village**
- Functioning
 - Not functioning
 - Not available
 - No information
- Barriers to accessing education services**
- Most children accessed education

- Zbeidiyeh**
- Lack of teaching staff
 - Lack of school supplies

- Sharae**
- Most children accessed education

- Sweinmreh**
- Most children accessed education

Health

	Most common health problems	Most common barriers to accessing healthcare
Sharae	Diarrhoea Chronic diseases Severe diseases affecting those aged less than 5	Security concerns around travel Old age Security concerns around entering facilities
Sweinmreh	Chronic diseases Acute respiratory infections Severe diseases affecting those aged less than 5	No facilities in the area Security concerns around travel Old age
Zbeidiyeh	Chronic diseases Acute respiratory infections Severe diseases affecting those aged less than 5	Security concerns around travel High cost of transportation

Food Security

Sharae

- Bread: 75 SYP
- Rice: 500 SYP
- Lentils: 325 SYP
- Sugar: 275 SYP
- Cooking oil: 650 SYP

- Private bakeries
- No difficulties reported
- Private bakeries unavailable

Sweinmreh

- Bread: 50 SYP
- Rice: 500 SYP
- Lentils: 350 SYP
- Sugar: 265 SYP
- Cooking oil: 650 SYP

- Shops
- No difficulties reported
- Private bakeries unavailable

Zbeidiyeh

- Bread: 100 SYP
- Rice: 550 SYP
- Lentils: 300 SYP
- Sugar: 275 SYP
- Cooking oil: no info

- Distribution by others
- Flour too expensive
- Private bakeries unavailable

Main challenges to obtaining food

- No challenges
- Some foods unavailable
- Local production decreased
- Lack of access to markets
- Some foods expensive
- Lack of resources to buy food
- Lack of access to fuel
- Cooking fuel unavailable
- No information

Access to bread

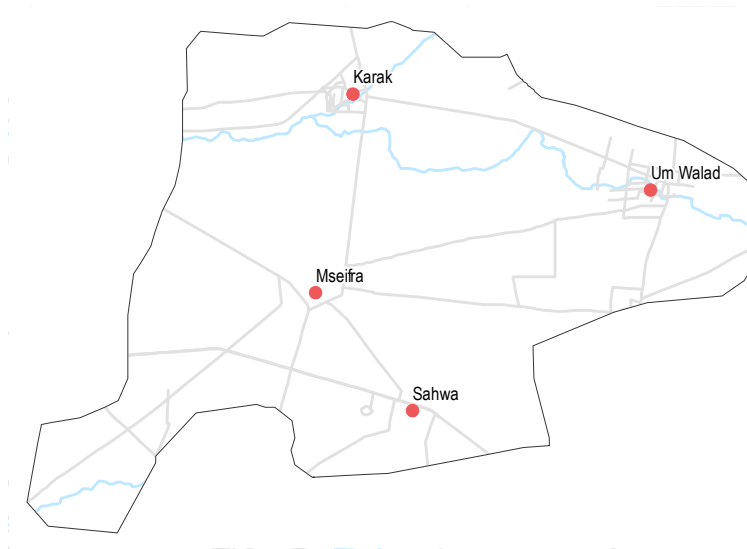
- Bread (public): 1 pack
- Rice: 1kg
- Lentils: 1kg
- Sugar: 1kg
- Cooking oil: 1 litre
- Most common source of bread
- Most common barriers to accessing bread
- Number of days, per month, where bread from private bakeries was unavailable

Displacement

- % of pre-conflict population remaining
- % of population that are female
- % of female-headed households
- IDPs living in village
- New IDP arrivals
- Returnees

Community	% of pre-conflict population remaining	% of population that are female	% of female-headed households	IDPs living in village	New IDP arrivals	Returnees
Karak	76-100%	51-75%	1-25%	Yes	No	Yes
Mseifra	51-75%	51-75%	1-25%	Yes	No	No
Sahwa	51-75%	51-75%	1-25%	Yes	No	Yes
Um Walad	51-75%	51-75%	1-25%	Yes	No	No

• 4/4 communities assessed : Karak, Mseifra, Sahwa, Um Walad



Shelter

- Independent apartment or house
- Shared apartment or house
- Unfinished apartment or house
- Tent
- Private space not for shelter
- Cave/natural shelter
- Collective public space not for shelter
- No IDPs
- No information
- Min - Max: rent paid per room (where known)

Community	Most common shelter	NDPs	IDPs	Min - Max: rent paid per room (where known)
Karak	Independent apartment or house	No info	No info	
Mseifra	Shared apartment or house	4000 - 10000 SYP		
Sahwa	Unfinished apartment or house	5000 - 10000 SYP		
Um Walad	Tent	No info	No info	

Livelihoods

Most common sources of income

Most common strategies used to cope with lack of income / resources

Community	Most common sources of income	Most common strategies used to cope with lack of income / resources
Karak	Daily employment Business/trade Support from family/friends	Children sent to work/beg Borrowing from family/friends
Mseifra	Daily employment Business/trade Support from family/friends	Children sent to work/beg Borrowing from family/friends Selling household assets
Sahwa	Daily employment Business/trade Support from family/friends	Children sent to work/beg Borrowing from family/friends Selling household assets
Um Walad	Daily employment Business/trade Support from family/friends	Children sent to work/beg Borrowing from family/friends Selling household assets

NFIs

Community	Most common electricity source	Fuel Prices (SYP)*	NFI Prices (SYP)*
Karak	B 7000 SYP C NA D 375 SYP F 75000 SYP	B 2750 SYP C 11000 SYP D 350 SYP F NA	B 6200 SYP C NA D 325 SYP F 75000 SYP
Mseifra	B 6100 SYP C NA D 350 SYP F 75000 SYP	B 2750 SYP C 11000 SYP D 350 SYP F NA	B 6200 SYP C NA D 325 SYP F 75000 SYP
Sahwa	B 6100 SYP C NA D 350 SYP F 75000 SYP	B 2750 SYP C 11000 SYP D 350 SYP F NA	B 6200 SYP C NA D 325 SYP F 75000 SYP
Um Walad	B 6500 SYP C NA D 350 SYP F 80000 SYP	B 2750 SYP C 11000 SYP D 350 SYP F NA	B 6500 SYP C NA D 350 SYP F 80000 SYP

- Main network
 - Generator
 - No source
 - Solar alternative
 - Batteries
 - No information
- Fuel Prices (SYP)*
- B** Butane (cannister)
 - C** Coal (1kg)
 - D** Diesel (1 litre)
 - F** Firewood (1 tonne)
- NFI Prices (SYP)*
- Cement (50kg)
 - Floor mat (3*4m)
 - Plastic tarpaulin (1m²)
 - Tent (5 persons)
- NA: not available for purchase

Most common strategies used to cope with a lack of fuel

Community	Most common strategies used to cope with a lack of fuel
Karak	Cutting trees Burning productive assets Burning plastics
Mseifra	Cutting trees Burning productive assets Burning plastics
Sahwa	Cutting trees Burning productive assets Burning plastics

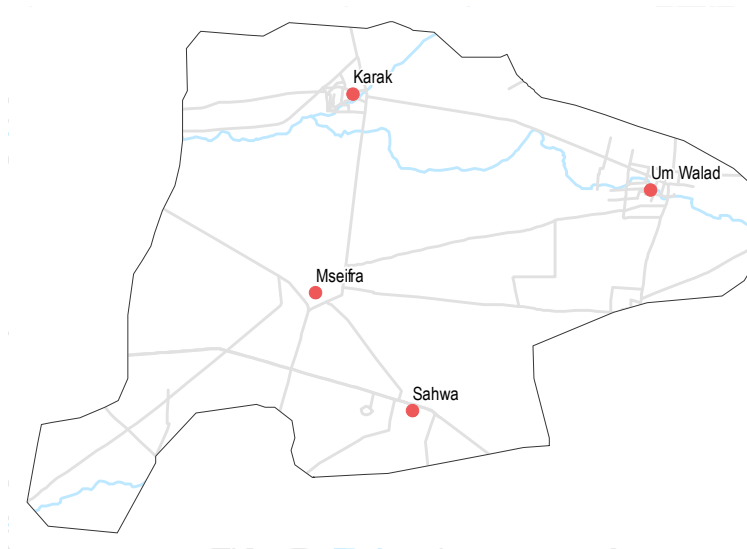
Um Walad
Cutting trees
Burning productive assets
Burning plastics

WASH

- Most common water source**
- Water is safe to drink
 - Water tastes/smells bad
 - People sick after drinking
 - No information
- Sufficiency of available water to meet household needs**
- Sufficient
 - Insufficient
 - No information
- Most common method of garbage disposal**
- Public free collection

- Karak**
- Water trucking
 - Public free collection
- Mseifra**
- Public well
 - Public free collection
- Sahwa**
- Public well
 - Public free collection
- Um Walad**
- Public well
 - Public free collection

• 4/4 communities assessed : Karak, Mseifra, Sahwa, Um Walad



Education

- Status of primary schools in village**
- Functioning
 - Not functioning
 - Not available
 - No information
- Barriers to accessing education services**
- Most children accessed education

- Sahwa**
- Most children accessed education
- Um Walad**
- Most children accessed education

Karak

Most children accessed education

Mseifra

Most children accessed education

Health

- Most common health problems
- Most common barriers to accessing healthcare

Community	Most common health problems	Most common barriers to accessing healthcare
Karak	Communicable diseases Chronic diseases Acute respiratory infections	No facilities in the area High cost of transportation Lack of transportation
Mseifra	Diarrhoea Communicable diseases Acute respiratory infections	No difficulties reported
Sahwa	Chronic diseases Acute respiratory infections Severe diseases affecting those aged less than 5	No facilities in the area High cost of transportation Lack of transportation
Um Walad	Diarrhoea Communicable diseases Acute respiratory infections	High cost of transportation Lack of transportation

Food Security

Karak

- Bread: 150 SYP
 - Rice: 550 SYP
 - Lentils: 450 SYP
 - Sugar: 300 SYP
 - Cooking oil: 775 SYP
- Public bakeries
 - No difficulties reported
 - Private bakeries unavailable

Mseifra

- Bread: 100 SYP
 - Rice: 550 SYP
 - Lentils: 300 SYP
 - Sugar: 285 SYP
 - Cooking oil: 700 SYP
- Public bakeries
 - No difficulties reported
 - Private bakeries unavailable

Sahwa

- Bread: 125 SYP
 - Rice: 550 SYP
 - Lentils: 300 SYP
 - Sugar: 300 SYP
 - Cooking oil: 700 SYP
- Public bakeries
 - No difficulties reported
 - Private bakeries unavailable

Um Walad

- Bread: 125 SYP
 - Rice: 550 SYP
 - Lentils: 325 SYP
 - Sugar: 300 SYP
 - Cooking oil: 750 SYP
- Public bakeries
 - No difficulties reported
 - Private bakeries unavailable

Main challenges to obtaining food

- No challenges
- Some foods unavailable
- Local production decreased
- Lack of access to markets
- Some foods expensive
- Lack of resources to buy food
- Lack of access to fuel
- Cooking fuel unavailable
- No information

Bread (public): 1 pack
Rice: 1kg
Lentils: 1kg
Sugar: 1kg
Cooking oil: 1 litre

Access to bread

- Most common source of bread

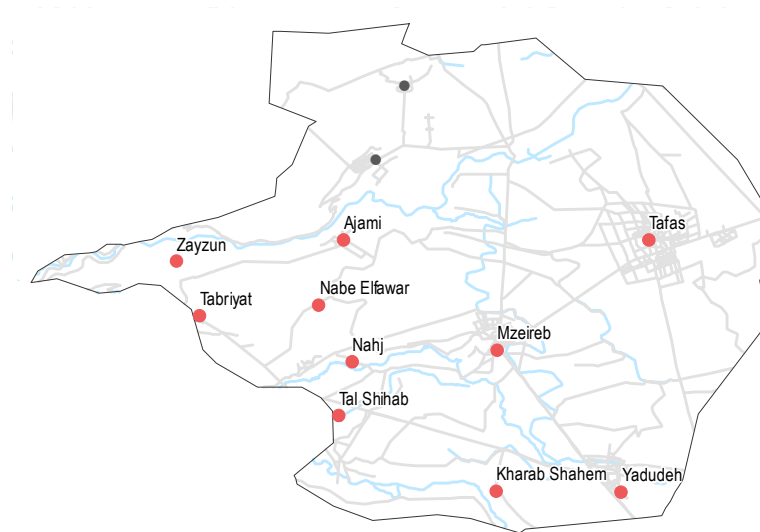
- Most common barriers to accessing bread
- Number of days, per month, where bread from private bakeries was unavailable

Displacement

- % of pre-conflict population remaining
- % of population that are female
- % of female-headed households
- IDPs living in village
- New IDP arrivals
- Returnees

Community	% of pre-conflict population remaining	% of population that are female	% of female-headed households	IDPs living in village	New IDP arrivals	Returnees
Ajami	76-100%	26-50%	1-25%	Yes	Yes	No
Kharab Shahem	76-100%	26-50%	1-25%	Yes	No	No
Mzeireb	51-75%	26-50%	1-25%	Yes	Yes	No
Nabe Elfawar	76-100%	51-75%	1-25%	Yes	Yes	No
Nahj	76-100%	26-50%	1-25%	Yes	No	No

• 10/9 communities assessed (5 communities are shown on the next factsheet): Ajami, Kharab Shahem, Mzeireb, Nabe Elfawar, Nahj



Shelter

- Independent apartment or house
- Shared apartment or house
- Unfinished apartment or house
- Tent
- Private space not for shelter
- Cave/natural shelter
- Collective public space not for shelter
- No IDPs
- No information
- Min - Max: rent paid per room (where known)

Community	Most common shelter	NDPs	IDPs
Ajami	Independent apartment or house	7000 - 8000 SYP	
Nabe Elfawar	Unfinished apartment or house	No info	
Kharab Shahem	Independent apartment or house	No info	
Nahj	Independent apartment or house	7000 - 8000 SYP	
Mzeireb	Independent apartment or house	No info	

Livelihoods

- Most common sources of income
- Most common strategies used to cope with lack of income / resources

Community	Most common sources of income	Most common strategies used to cope with lack of income / resources
Ajami	Daily employment Farm owning Business/trade	Children sent to work/beg Borrowing from family/friends
Kharab Shahem	Daily employment Farm owning Business/trade	Children sent to work/beg Borrowing from family/friends
Mzeireb	Stable employment Daily employment Business/trade	Children sent to work/beg Borrowing from family/friends
Nabe Elfawar	Daily employment	Children sent to work/beg Borrowing from family/friends
Nahj	Daily employment Farm owning Business/trade	Children sent to work/beg Borrowing from family/friends

NFIs

Community	Lightbulb icon	NA	Lightbulb icon	NA
Ajami	B 7500 SYP	NA	C 450 SYP	NA
Nabe Elfawar	B 7500 SYP	NA	C NA	NA
Kharab Shahem	B 7500 SYP	NA	C 350 SYP	NA
Nahj	B 7500 SYP	2800 SYP	C 400 SYP	12000 SYP
Mzeireb	B 7500 SYP	2650 SYP	C 350 SYP	8500 SYP
	D 350 SYP	NA	D 350 SYP	1200 SYP
	F 90000 SYP	NA	F 85000 SYP	76000 SYP

- Most common electricity source
- Main network
- Generator
- No source
- Solar alternative
- Batteries
- No information
- Fuel Prices (SYP)*
- B** Butane (cannister)
- C** Coal (1kg)
- D** Diesel (1 litre)
- F** Firewood (1 tonne)
- NFI Prices (SYP)*
- Cement (50kg)
- Floor mat (3*4m)
- Plastic tarpaulin (1m²)
- Tent (5 persons)
- NA: not available for purchase
- Most common strategies used to cope with a lack of fuel

Community	Flame icon	Flame icon
Ajami	Cutting trees Burning productive assets Burning plastics	No lack of fuel
Kharab Shahem	No lack of fuel	No lack of fuel
Mzeireb	No lack of fuel	No lack of fuel
Nabe Elfawar	No lack of fuel	No lack of fuel
Nahj	No lack of fuel	No lack of fuel

WASH

Most common water source

Status of water source

- Water is safe to drink
- Water tastes/smells bad
- People sick after drinking
- No information

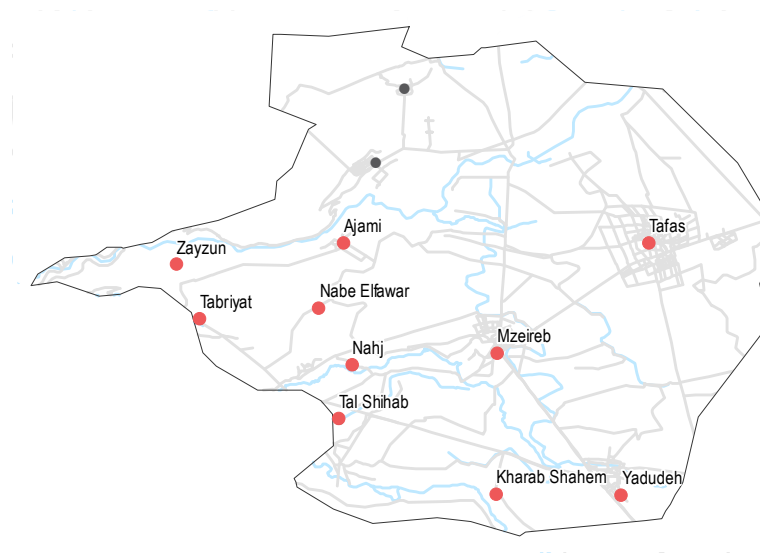
Sufficiency of available water to meet household needs

- Sufficient
- Insufficient
- No information

Most common method of garbage disposal

- Ajami**
 - Protected spring
 - Public free collection
- Kharab Shahem**
 - Water trucking
 - Private paid collection
- Mzeireb**
 - Water trucking
 - Private paid collection
- Nabe Elfawar**
 - Network
 - Public free collection
- Nahj**
 - Water trucking
 - Public free collection

• 10/9 communities assessed (5 communities are shown on the next factsheet): Ajami, Kharab Shahem, Mzeireb, Nabe Elfawar, Nahj



Education

Status of primary schools in village

- Functioning
- Not functioning
- Not available
- No information

Barriers to accessing education services

- Mzeireb**
Most children accessed education
- Nabe Elfawar**
Lack of school supplies
No spaces available
- Ajami**
Most children accessed education
- Nahj**
Most children accessed education
- Kharab Shahem**
Most children accessed education

Health

+ Most common health problems

H Most common barriers to accessing healthcare

Community	Most common health problems	Most common barriers to accessing healthcare
Ajami	Chronic diseases Injuries	No facilities in the area High cost of transportation Lack of transportation
Kharab Shahem	Disabilities Chronic diseases Severe diseases affecting those aged less than 5	No info
Mzeireb	Disabilities Pregnancy related diseases Severe diseases affecting those aged less than 5	No difficulties reported
Nabe Elfawar	Chronic diseases Acute respiratory infections Severe diseases affecting those aged less than 5	No facilities in the area High cost of transportation Lack of transportation
Nahj	Disabilities Chronic diseases	No facilities in the area High cost of transportation

Food Security

Ajami

- Bread: no info
- Rice: 650 SYP
- Lentils: 400 SYP
- Sugar: 300 SYP
- Cooking oil: 800 SYP

Shops

- No difficulties reported
- Private bakeries unavailable

Kharab Shahem

- Bread: no info
- Rice: 500 SYP
- Lentils: 300 SYP
- Sugar: 250 SYP
- Cooking oil: 600 SYP

Shops

- Flour too expensive
- Private bakeries unavailable

Mzeireb

- Bread: no info
- Rice: 500 SYP
- Lentils: 300 SYP
- Sugar: 250 SYP
- Cooking oil: 650 SYP

Private bakeries

- No difficulties reported
- 0

Nabe Elfawar

- Bread: no info
- Rice: 650 SYP
- Lentils: 300 SYP
- Sugar: 300 SYP
- Cooking oil: 850 SYP

Shops

- No difficulties reported
- Private bakeries unavailable

Nahj

- Bread: no info
- Rice: 650 SYP
- Lentils: 300 SYP
- Sugar: 250 SYP
- Cooking oil: 850 SYP

Shops

- No difficulties reported
- Private bakeries unavailable

Main challenges to obtaining food

- No challenges
- Some foods unavailable
- Local production decreased
- Lack of access to markets
- Some foods expensive
- Lack of resources to buy food
- Lack of access to fuel
- Cooking fuel unavailable
- No information

Bread (public): 1 pack
Rice: 1kg
Lentils: 1kg
Sugar: 1kg
Cooking oil: 1 litre

Access to bread

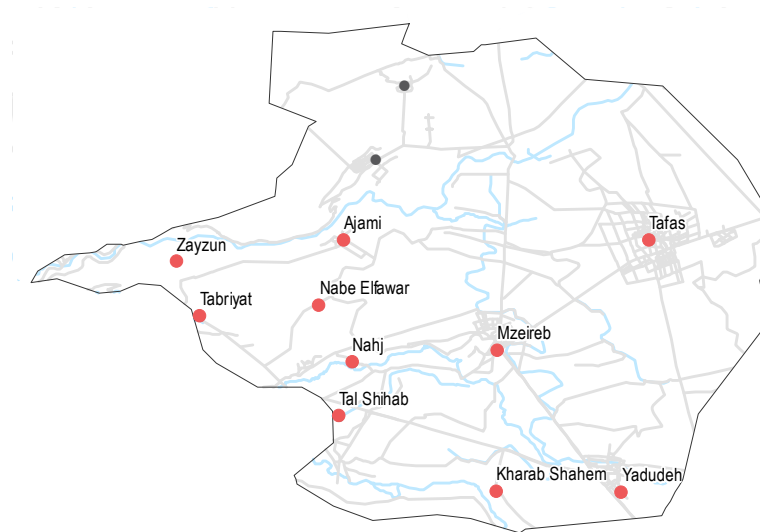
- Most common source of bread
- Most common barriers to accessing bread
- Number of days, per month, where bread from private bakeries was unavailable

Displacement

- % of pre-conflict population remaining
- % of population that are female
- % of female-headed households
- IDPs living in village
- New IDP arrivals
- Returnees

Sub-district	% of pre-conflict population remaining	% of population that are female	% of female-headed households	IDPs living in village	New IDP arrivals	Returnees
Tabriyat	76-100%	26-50%	1-25%	Yes	No	No
Tafas	76-100%	51-75%	1-25%	Yes	No	No
Tal Shihab	76-100%	51-75%	1-25%	Yes	No	No
Yadudeh	76-100%	26-50%	1-25%	Yes	No	No
Zayzun	51-75%	51-75%	1-25%	Yes	Yes	No

• 10/9 communities assessed (5 communities are shown on the previous factsheet): Tabriyat, Tafas, Tal Shihab, Yadudeh, Zayzun



Shelter

- Independent apartment or house
- Shared apartment or house
- Unfinished apartment or house
- Tent
- Private space not for shelter
- Cave/natural shelter
- Collective public space not for shelter
- No IDPs
- No information
- Min - Max: rent paid per room (where known)

Sub-district	Most common shelter	Min - Max: rent paid per room (where known)
Tabriyat	NDPs: IDPs:	5000 - 6000 SYP
Tafas	NDPs: IDPs:	1500 - 2000 SYP
Tal Shihab	NDPs: IDPs:	9500 - 10000 SYP
Yadudeh	NDPs: IDPs:	No info
Zayzun	NDPs: IDPs:	No info

Livelihoods

- Most common sources of income
- Most common strategies used to cope with lack of income / resources

Sub-district	Most common sources of income	Most common strategies used to cope with lack of income / resources
Tabriyat	Stable employment Daily employment Business/trade	Children sent to work/beg Borrowing from family/friends
Tafas	Stable employment Daily employment Farm owning	Children sent to work/beg Borrowing from family/friends
Tal Shihab	Stable employment Daily employment Farm owning	Children sent to work/beg Borrowing from family/friends
Yadudeh	Stable employment Daily employment Business/trade	Children sent to work/beg Borrowing from family/friends
Zayzun	Daily employment Farm owning Business/trade	Children sent to work/beg Borrowing from family/friends

NFIs

Sub-district	Lightbulb icon	Lightbulb icon	Lightbulb icon	Lightbulb icon
Tabriyat	B 7500 SYP	C 400 SYP	D 400 SYP	F 90000 SYP
Yadudeh	B 7200 SYP	C 350 SYP	D 350 SYP	F 90000 SYP
Tafas	B 7400 SYP	C 350 SYP	D 350 SYP	F 85000 SYP
Tal Shihab	B 7200 SYP	C 400 SYP	D 375 SYP	F 90000 SYP

- Most common electricity source
- Main network
- Generator
- No source
- Solar alternative
- Batteries
- No information
- Fuel Prices (SYP)*
- B** Butane (cannister)
- C** Coal (1kg)
- D** Diesel (1 litre)
- F** Firewood (1 tonne)
- NFI Prices (SYP)*
- Cement (50kg)
- Floor mat (3*4m)
- Plastic tarpaulin (1m²)
- Tent (5 persons)
- NA: not available for purchase
- Most common strategies used to cope with a lack of fuel

Sub-district	Flame icon	Flame icon	Flame icon	Flame icon
Tabriyat	No lack of fuel			
Tafas	No lack of fuel			
Tal Shihab	No lack of fuel			
Yadudeh	No lack of fuel			
Zayzun	No lack of fuel			

Mzeireb 2/2, Dar'a Governorate

January 2018

WASH

- Most common water source**
- Water is safe to drink
 - Water tastes/smells bad
 - People sick after drinking
 - No information
- Sufficiency of available water to meet household needs**
- Sufficient
 - Insufficient
 - No information
- Most common method of garbage disposal**
- Private paid collection

Tabriyat

Water trucking

Buried / burned

Tafas

Network

Private paid collection

Tal Shihab

Water trucking

Public free collection

Yadudeh

Water trucking

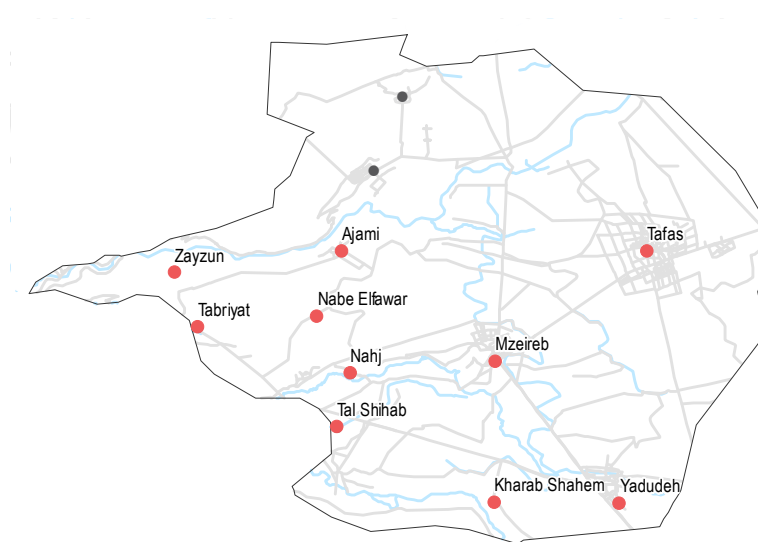
Private paid collection

Zayzun

Water trucking

Private paid collection

• 10/9 communities assessed (5 communities are shown on the previous factsheet): Tabriyat, Tafas, Tal Shihab, Yadudeh, Zayzun



Education

- Status of primary schools in village**
- Functioning
 - Not functioning
 - Not available
 - No information
- Barriers to accessing education services**

Tal Shihab

Most children accessed education

Yadudeh

Most children accessed education

Zayzun

Most children accessed education

Tabriyat

Most children accessed education

Tafas

Most children accessed education

Health

Most common health problems

Most common barriers to accessing healthcare

Tabriyat

Chronic diseases
Severe diseases affecting those aged less than 5

No facilities in the area

Tafas

Disabilities
Chronic diseases
Severe diseases affecting those aged less than 5

No difficulties reported

Tal Shihab

Fever
Severe diseases affecting those aged less than 5

No difficulties reported

Yadudeh

Disabilities
Pregnancy related diseases
Severe diseases affecting those aged less than 5

No difficulties reported

Zayzun

Disabilities
Chronic diseases
Severe diseases affecting those aged less than 5

No facilities in the area

Food Security

Tabriyat

Bread: no info
Rice: 650 SYP
Lentils: 300 SYP
Sugar: 300 SYP
Cooking oil: 800 SYP

Shops

No difficulties reported

Private bakeries unavailable

Tafas

Bread: no info
Rice: 500 SYP
Lentils: 300 SYP
Sugar: 250 SYP
Cooking oil: 600 SYP

Private bakeries

No difficulties reported

0

Tal Shihab

Bread: 225 SYP
Rice: 650 SYP
Lentils: 300 SYP
Sugar: 275 SYP
Cooking oil: 850 SYP

Shops

No difficulties reported

0

Yadudeh

Bread: no info
Rice: 500 SYP
Lentils: 300 SYP
Sugar: 250 SYP
Cooking oil: 600 SYP

Shops

No difficulties reported

11 to 20

Zayzun

Bread: no info
Rice: 550 SYP
Lentils: 250 SYP
Sugar: 275 SYP
Cooking oil: 700 SYP

Shops

No difficulties reported

Private bakeries unavailable

Main challenges to obtaining food

- No challenges
- Some foods unavailable
- Local production decreased
- Lack of access to markets
- Some foods expensive
- Lack of resources to buy food
- Lack of access to fuel
- Cooking fuel unavailable
- No information

Bread (public): 1 pack
Rice: 1kg
Lentils: 1kg
Sugar: 1kg
Cooking oil: 1 litre

Access to bread

Most common source of bread

Most common barriers to accessing bread

Number of days, per month, where bread from private bakeries was unavailable

Nawa 1/2, Dar'a Governorate

January 2018

Displacement

- % of pre-conflict population remaining
- % of population that are female
- % of female-headed households
- IDPs living in village
- New IDP arrivals
- Returnees

Community	% of pre-conflict population remaining	% of population that are female	% of female-headed households	IDPs living in village	New IDP arrivals	Returnees
Edwan	51-75%	51-75%	1-25%	Yes	No info	No
Jabaliyeh	51-75%	51-75%	26-50%	Yes	No info	No
Nasriyeh	76-100%	51-75%	1-25%	Yes	No	Yes

• 6/6 communities assessed (3 communities are shown on the next factsheet): Edwan, Jabaliyeh, Nasriyeh



Shelter

- Independent apartment or house
- Shared apartment or house
- Unfinished apartment or house
- Tent
- Private space not for shelter
- Cave/natural shelter
- Collective public space not for shelter
- No IDPs
- No information
- Min - Max: rent paid per room (where known)

Community	Most common shelter	NDPs	IDPs	Min - Max: rent paid per room (where known)
Edwan	Independent apartment or house	No info	No info	
Jabaliyeh	Unfinished apartment or house	No info	No info	
Nasriyeh	Independent apartment or house	2500 - 3000 SYP	2500 - 3000 SYP	

Livelihoods

Most common sources of income

Most common strategies used to cope with lack of income / resources

Community	Most common sources of income	Most common strategies used to cope with lack of income / resources
Edwan	Daily employment High risk/illegal work	Borrowing from family/friends Skipping meals
Jabaliyeh	Daily employment Farm owning Support from family/friends	Borrowing from family/friends Skipping meals Reducing meal size
Nasriyeh	Stable employment Daily employment	Children sent to work/beg Borrowing from family/friends Skipping meals

NFIs

Edwan

B 7000 SYP	3000 SYP
C 350 SYP	450 SYP
D 375 SYP	1500 SYP
F 75000 SYP	75000 SYP

Jabaliyeh

B 7000 SYP	NA
C 350 SYP	4000 SYP
D 340 SYP	3500 SYP
F 75000 SYP	75000 SYP

Nasriyeh

B 7000 SYP	2800 SYP
C 350 SYP	450 SYP
D 350 SYP	1500 SYP
F 75000 SYP	75000 SYP

Edwan

Cutting trees
Burning productive assets
Burning plastics

Jabaliyeh

Cutting trees
Burning furniture not in use
Burning plastics

Nasriyeh

Cutting trees
Burning productive assets
Burning plastics

- Most common electricity source
- Main network
 - Generator
 - No source
 - Solar alternative
 - Batteries
 - No information
- Fuel Prices (SYP)*
- B** Butane (cannister)
 - C** Coal (1kg)
 - D** Diesel (1 litre)
 - F** Firewood (1 tonne)
- NFI Prices (SYP)*
- Cement (50kg)
 - Floor mat (3*4m)
 - Plastic tarpaulin (1m²)
 - Tent (5 persons)
- NA: not available for purchase

Most common strategies used to cope with a lack of fuel

Nawa 1/2, Dar'a Governorate

January 2018

WASH

Most common water source

Status of water source

- Water is safe to drink
- Water tastes/smells bad
- People sick after drinking
- No information

Sufficiency of available water to meet household needs

- Sufficient
- Insufficient
- No information

Most common method of garbage disposal

Edwan

- Closed well
- Buried / burned

Jabaliyeh

- Closed well
- Left in street / public area

Nasriyeh

- Network
- Buried / burned

6/6 communities assessed (3 communities are shown on the next factsheet): Edwan, Jabaliyeh, Nasriyeh



Education

Status of primary schools in village

- Functioning
- Not functioning
- Not available
- No information

Barriers to accessing education services

Nasriyeh

Most children accessed education

Edwan

- Lack of teaching staff
- Unsafe route to services
- Parents do not approve of curriculum

Jabaliyeh

Most children accessed education

Health

	Most common health problems	Most common barriers to accessing healthcare
Edwan	Chronic diseases Acute respiratory infections Severe diseases affecting those aged less than 5	No facilities in the area Old age Disability/Injuries/Illness
Jabaliyeh	Communicable diseases Chronic diseases Acute respiratory infections	No difficulties reported
Nasriyeh	Chronic diseases Acute respiratory infections Severe diseases affecting those aged less than 5	Security concerns around travel Old age

Food Security

Edwan

- Bread: no info
- Rice: 500 SYP
- Lentils: 350 SYP
- Sugar: 275 SYP
- Cooking oil: 650 SYP

- Shops
- No difficulties reported
- Private bakeries unavailable

Jabaliyeh

- Bread: no info
- Rice: 550 SYP
- Lentils: 400 SYP
- Sugar: 265 SYP
- Cooking oil: 700 SYP

- Private bakeries
- No difficulties reported
- 0

Nasriyeh

- Bread: no info
- Rice: 500 SYP
- Lentils: 350 SYP
- Sugar: 275 SYP
- Cooking oil: 675 SYP

- Private bakeries
- No difficulties reported
- 0

Main challenges to obtaining food

- No challenges
- Some foods unavailable
- Local production decreased
- Lack of access to markets
- Some foods expensive
- Lack of resources to buy food
- Lack of access to fuel
- Cooking fuel unavailable
- No information

Bread (public): 1 pack
Rice: 1kg
Lentils: 1kg
Sugar: 1kg
Cooking oil: 1 litre

Access to bread

- Most common source of bread
- Most common barriers to accessing bread
- Number of days, per month, where bread from private bakeries was unavailable

Nawa 2/2, Dar'a Governorate

January 2018

Displacement

- % of pre-conflict population remaining
- % of population that are female
- % of female-headed households
- IDPs living in village
- New IDP arrivals
- Returnees

Nawa		
51-75%	51-75%	26-50%
Yes	No	No
Sheikh Saed		
51-75%	51-75%	1-25%
Yes	No	No
Sokkariyeh		
76-100%	51-75%	1-25%
Yes	No info	No

• 6/6 communities assessed (3 communities are shown on the previous factsheet): Nawa, Sheikh Saed, Sokkariyeh



Shelter

- Independent apartment or house
- Shared apartment or house
- Unfinished apartment or house
- Tent
- Private space not for shelter
- Cave/natural shelter
- Collective public space not for shelter
- No IDPs
- No information
- Min - Max: rent paid per room (where known)

Nawa	
NDPs	IDPs
5000 - 10000 SYP	
Sheikh Saed	
NDPs	IDPs
No info	
Sokkariyeh	
NDPs	IDPs
No info	

Livelihoods

Most common sources of income

Most common strategies used to cope with lack of income / resources

Nawa	Daily employment Farm owning Support from family/friends	Borrowing from family/friends Skipping meals Reducing meal size
Sheikh Saed	Daily employment Business/trade Support from family/friends	Children sent to work/beg Borrowing from family/friends Selling household assets
Sokkariyeh	Daily employment Farm owning Business/trade	Children sent to work/beg Borrowing from family/friends Skipping meals

NFIs

Nawa

B 7500 SYP	2000 SYP
C 350 SYP	4000 SYP
D 320 SYP	3500 SYP
F 75000 SYP	75000 SYP

Sheikh Saed

B 7600 SYP	NA
C NA	11000 SYP
D 375 SYP	350 SYP
F 75000 SYP	NA

Sokkariyeh

B 8000 SYP	NA
C 500 SYP	3800 SYP
D 400 SYP	425 SYP
F 70000 SYP	NA

Nawa

Cutting trees
Burning furniture not in use
Burning plastics

Sheikh Saed

Cutting trees
Burning productive assets
Burning plastics

Sokkariyeh

Burning productive assets
Burning waste

Most common electricity source

- Main network
- Generator
- No source
- Solar alternative
- Batteries
- No information

Fuel Prices (SYP)*

- B** Butane (cannister)
- C** Coal (1kg)
- D** Diesel (1 litre)
- F** Firewood (1 tonne)

NFI Prices (SYP)*

- Cement (50kg)
 - Floor mat (3*4m)
 - Plastic tarpaulin (1m²)
 - Tent (5 persons)
- NA: not available for purchase

Most common strategies used to cope with a lack of fuel

Nawa 2/2, Dar'a Governorate

January 2018

WASH

- Most common water source**
- Water is safe to drink
 - Water tastes/smells bad
 - People sick after drinking
 - No information
- Sufficiency of available water to meet household needs**
- Sufficient
 - Insufficient
 - No information
- Most common method of garbage disposal**
- Buried / burned

Nawa

- Water trucking
- Public free collection

Sheikh Saed

- Water trucking
- Public free collection

Sokkariyeh

- Closed well
- Buried / burned

6/6 communities assessed (3 communities are shown on the previous factsheet): Nawa, Sheikh Saed, Sokkariyeh



Education

- Status of primary schools in village**
- Functioning
 - Not functioning
 - Not available
 - No information
- Barriers to accessing education services**

Sokkariyeh

Most children accessed education

Nawa

Most children accessed education

Sheikh Saed

- Lack of teaching staff
- Lack of school supplies
- Unsafe route to services

Health

Most common health problems

- Communicable diseases
- Chronic diseases

Most common barriers to accessing healthcare

No difficulties reported

Nawa

Sheikh Saed

- Communicable diseases
- Chronic diseases
- Acute respiratory infections

No facilities in the area
High cost of transportation
Lack of transportation

Sokkariyeh

- Chronic diseases
- Pregnancy related diseases
- Severe diseases affecting those aged less than 5

No facilities in the area

Food Security

Nawa

- Private bakeries
 - No difficulties reported
- Bread: no info
Rice: 550 SYP
Lentils: 400 SYP
Sugar: 265 SYP
Cooking oil: 700 SYP

Sheikh Saed

- Shops
 - No difficulties reported
 - Private bakeries unavailable
- Bread: 150 SYP
Rice: 550 SYP
Lentils: 450 SYP
Sugar: 300 SYP
Cooking oil: 775 SYP

Sokkariyeh

- Private bakeries
 - No difficulties reported
- Bread: no info
Rice: 600 SYP
Lentils: 425 SYP
Sugar: 325 SYP
Cooking oil: 750 SYP

Main challenges to obtaining food

- No challenges
- Some foods unavailable
- Local production decreased
- Lack of access to markets
- Some foods expensive
- Lack of resources to buy food
- Lack of access to fuel
- Cooking fuel unavailable
- No information

Bread (public): 1 pack
Rice: 1kg
Lentils: 1kg
Sugar: 1kg
Cooking oil: 1 litre

Access to bread

- Most common source of bread
- Most common barriers to accessing bread
- Number of days, per month, where bread from private bakeries was unavailable

Displacement

- % of pre-conflict population remaining
- % of population that are female
- % of female-headed households
- IDPs living in village
- New IDP arrivals
- Returnees

Faqie		
51-75%	1-25%	1-25%
Yes	No info	No
Qarfa		
51-75%	51-75%	1-25%
Yes	No	No

• 2/6 communities assessed : Faqie, Qarfa



Shelter

- Independent apartment or house
 - Shared apartment or house
 - Unfinished apartment or house
 - Tent
 - Private space not for shelter
 - Cave/natural shelter
 - Collective public space not for shelter
 - No IDPs
 - No information
- Min - Max: rent paid per room (where known)

Faqie	
NDPs	IDPs
No info	
Qarfa	
NDPs	IDPs
2500 - 3000 SYP	

Livelihoods

	Most common sources of income	Most common strategies used to cope with lack of income / resources
Faqie	Stable employment Farm owning Support from family/friends	Borrowing from family/friends Skipping meals Reducing meal size
Qarfa	Stable employment Daily employment Business/trade	Borrowing from family/friends Skipping meals

NFIs

Faqie

B 3000 SYP	NA
C 350 SYP	4000 SYP
D 300 SYP	3500 SYP
F 75000 SYP	NA

Qarfa

B 2800 SYP	2500 SYP
C 350 SYP	450 SYP
D 200 SYP	1500 SYP
F 60000 SYP	65000 SYP

- Most common electricity source
- Main network
 - Generator
 - No source
 - Solar alternative
 - Batteries
 - No information
- Fuel Prices (SYP)*
- B** Butane (cannister)
 - C** Coal (1kg)
 - D** Diesel (1 litre)
 - F** Firewood (1 tonne)
- NFI Prices (SYP)*
- Cement (50kg)
 - Floor mat (3*4m)
 - Plastic tarpaulin (1m²)
 - Tent (5 persons)
- NA: not available for purchase

Faqie
No lack of fuel

Qarfa
No lack of fuel

Most common strategies used to cope with a lack of fuel

WASH

- Most common water source
- Status of water source
- Water is safe to drink
 - Water tastes/smells bad
 - People sick after drinking
 - No information
- Sufficiency of available water to meet household needs
- Sufficient
 - Insufficient
 - No information
- Most common method of garbage disposal

- Faqie**
- Network
 - Public free collection
- Qarfa**
- Network
 - Public free collection

• 2/6 communities assessed : Faqie, Qarfa



Food Security

Faqie

- Bread: 50 SYP
 - Rice: 550 SYP
 - Lentils: 400 SYP
 - Sugar: 265 SYP
 - Cooking oil: 700 SYP
- Public bakeries
 - No difficulties reported
 - 0

Qarfa

- Bread: 50 SYP
 - Rice: 500 SYP
 - Lentils: 350 SYP
 - Sugar: 260 SYP
 - Cooking oil: 625 SYP
- Private bakeries
 - No difficulties reported
 - 0

- Main challenges to obtaining food
- No challenges
 - Some foods unavailable
 - Local production decreased
 - Lack of access to markets
 - Some foods expensive
 - Lack of resources to buy food
 - Lack of access to fuel
 - Cooking fuel unavailable
 - No information
- Bread (public): 1 pack
 Rice: 1kg
 Lentils: 1kg
 Sugar: 1kg
 Cooking oil: 1 litre

Education

- Status of primary schools in village
- Functioning
 - Not functioning
 - Not available
 - No information
- Barriers to accessing education services

Faqie
 Most children accessed education

Qarfa
 Most children accessed education

Health

- Most common health problems
- Most common barriers to accessing healthcare

Faqie

- Communicable diseases
- Chronic diseases
- Acute respiratory infections

No difficulties reported

Qarfa

- Chronic diseases
- Acute respiratory infections
- Severe diseases affecting those aged less than 5

- Old age
- Disability/Injuries/Illness

Tassil, Dar'a Governorate

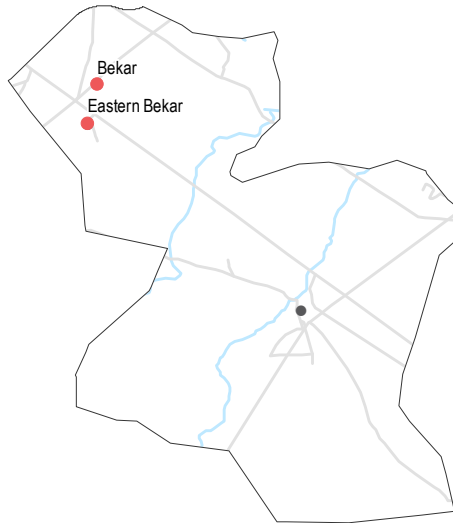
January 2018

Displacement

- % of pre-conflict population remaining
- % of population that are female
- % of female-headed households
- IDPs living in village
- New IDP arrivals
- Returnees

Bekar		
26-50%	1-25%	None
Yes	No info	No
Eastern Bekar		
51-75%	26-50%	None
Yes	No info	No

• 2/3 communities assessed : Bekar, Eastern Bekar



Shelter

- Independent apartment or house
 - Shared apartment or house
 - Unfinished apartment or house
 - Tent
 - Private space not for shelter
 - Cave/natural shelter
 - Collective public space not for shelter
 - No IDPs
 - No information
- Min - Max: rent paid per room (where known)

Bekar	
NDPs	IDPs
No info	
Eastern Bekar	
NDPs	IDPs
No info	

Livelihoods

Most common sources of income

Most common strategies used to cope with lack of income / resources

Bekar

Daily employment
Business/trade

Children sent to work/beg
Borrowing from family/friends

Eastern Bekar

Daily employment
Farm owning
Business/trade

Children sent to work/beg
Borrowing from family/friends

NFIs

Bekar

B 8500 SYP	NA
C NA	NA
D 500 SYP	NA
F NA	NA

Eastern Bekar

B 8500 SYP	NA
C NA	NA
D 500 SYP	NA
F NA	NA

Most common electricity source

- Main network
- Generator
- No source
- Solar alternative
- Batteries
- No information

Fuel Prices (SYP)*

- B** Butane (cannister)
- C** Coal (1kg)
- D** Diesel (1 litre)
- F** Firewood (1 tonne)

NFI Prices (SYP)*

- Cement (50kg)
- Floor mat (3*4m)
- Plastic tarpaulin (1m²)
- Tent (5 persons)

NA: not available for purchase

Bekar

Cutting trees
Burning plastics

Eastern Bekar

Cutting trees
Burning clothes
Burning plastics

Most common strategies used to cope with a lack of fuel

Tassil, Dar'a Governorate

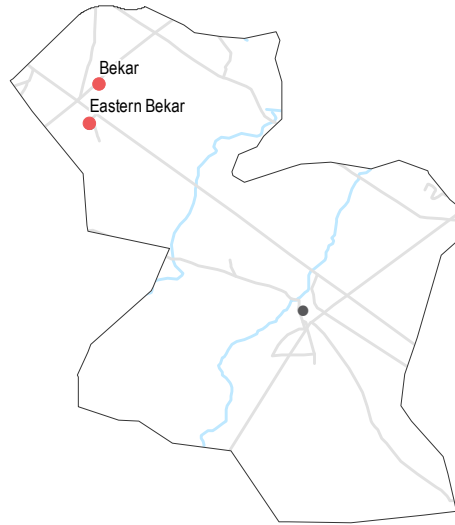
January 2018

WASH

- Most common water source
- Status of water source
 - Water is safe to drink
 - Water tastes/smells bad
 - People sick after drinking
- No information
- Sufficiency of available water to meet household needs
 - Sufficient
 - Insufficient
 - No information
- Most common method of garbage disposal

- Bekar**
- Water trucking
 - Buried / burned
- Eastern Bekar**
- Water trucking
 - Buried / burned

• 2/3 communities assessed : Bekar, Eastern Bekar



Food Security

Bekar

- Bread: no info
- Rice: 650 SYP
- Lentils: 400 SYP
- Sugar: 300 SYP
- Cooking oil: 800 SYP
- Shops
- No difficulties reported
- Private bakeries unavailable

Eastern Bekar

- Bread: no info
- Rice: 650 SYP
- Lentils: 300 SYP
- Sugar: 300 SYP
- Cooking oil: 850 SYP
- Shops
- No difficulties reported
- Private bakeries unavailable

Main challenges to obtaining food

- No challenges
- Some foods unavailable
- Local production decreased
- Lack of access to markets
- Some foods expensive
- Lack of resources to buy food
- Lack of access to fuel
- Cooking fuel unavailable
- No information

Bread (public): 1 pack
 Rice: 1kg
 Lentils: 1kg
 Sugar: 1kg
 Cooking oil: 1 litre

Access to bread

- Most common source of bread
- Most common barriers to accessing bread
- Number of days, per month, where bread from private bakeries was unavailable

Education

- Status of primary schools in village
 - Functioning
 - Not functioning
 - Not available
 - No information
- Barriers to accessing education services

Bekar
 Some facilities destroyed

Eastern Bekar
 Some facilities destroyed
 Unsafe route to services

Health

Most common health problems

Communicable diseases
 Chronic diseases

Most common barriers to accessing healthcare

No facilities in the area
 High cost of transportation
 Lack of transportation

Bekar

Eastern Bekar

Chronic diseases
 Injuries
 Severe diseases affecting those aged less than 5

No facilities in the area
 Security concerns around travel
 Lack of transportation