





April 2020

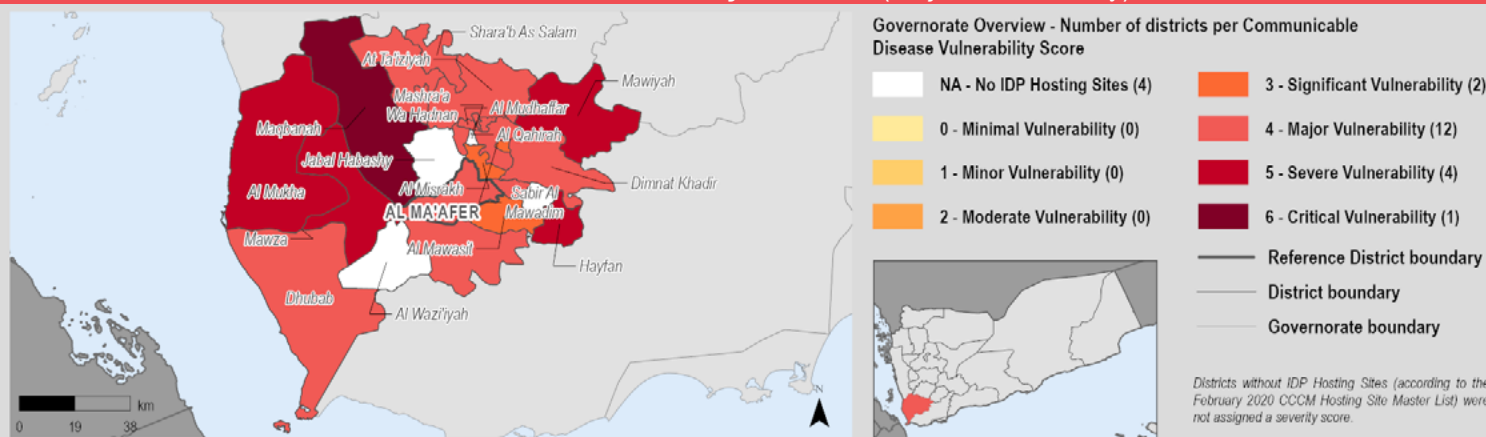
District Overview

	# of sites (Site Reporting):	9
	# of sites (IDP Hosting Sites Master List)	13
	Total IDP population (Site Reporting):	4,379
	Total IDP population (IDP Hosting Sites Master List):	6,644
	Total district population: ²	151,729

Vulnerable Groups

	# of sites with elderly populations (60+): ³	8/9
	# of sites with persons with chronic diseases:	6/9

District-level CDDM Communicable Disease Vulnerability Score:⁴ 4 (Major Vulnerability)



CCCM Communicable Disease Vulnerability Score Indicators⁵

CCCM Communicable Disease Vulnerability Score Indicators ⁵		Results	Score ⁶
Vulnerable groups	% of sites with presence of elderly populations (60+)	89%	<div></div>
	% of sites with presence of persons with chronic diseases	67%	<div></div>
Threats to sites	% of IDPs living in sites where infectious diseases were reported as a threat	0%	<div></div>
	% of IDPs living in sites where water contamination was reported as a threat	0%	<div></div>
Critical service gap	% of IDPs living in sites reporting use of unsafe and/or unprotected ⁷ water sources	15%	<div></div>
	% of IDPs living in sites reporting inadequate or non-existent WASH services	100%	<div></div>
	% of IDPs living in sites reporting inadequate or non-existent healthcare services	15%	<div></div>
Priority needs	% of IDPs living in sites reporting water and sanitation services as priority needs	64%	<div></div>
	% of IDPs living in sites reporting medical assistance as a priority need	11%	<div></div>

Cholera and GAM Indicators

Cholera and GAM Indicators		Results	Score
Cholera	District-level attack rate of suspected cholera cases or acute watery diarrhoea per 10,000 population	205.56	<div></div>
GAM	District-level rate of GAM	15%	<div></div>

⁷ Illegal connection to piped network, unprotected rainwater tank/well/spring, borehole.