

OVERALL FINDINGS: 16-31 October

- 409 out of 1,428 ISMI-covered communities in Aleppo, Al-Hasakeh, Ar-Raqqa, Deir-ez-Zor, Hama, Homs and Idleb governorates experienced inward or outward movement of IDPs:
 - 76,361 IDP arrivals
 - 109,723 IDP departures²
- The escalation of conflict led to the **departure of 65,862 IDPs from ISMI-covered communities in Deir-ez-Zor governorate**, primarily from **Al Mayadin (31,773) and Thiban (21,375)** sub-districts³.
- In parallel, **Al-Hasakeh governorate witnessed the arrival of 39,053 IDPs**, over half of whom to **Alsad Camp (21,053) in Areesheh sub-district**.

Coverage map¹

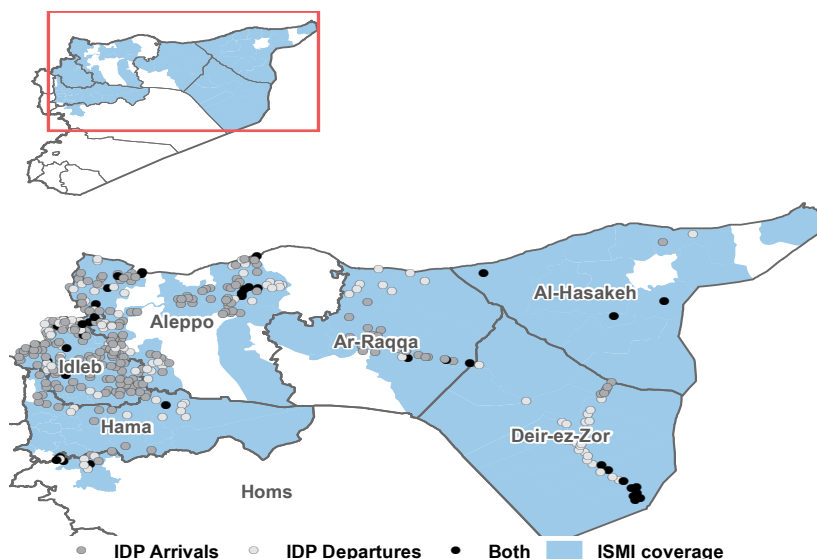


Table 1: Recorded IDP arrivals to ISMI-covered communities, by governorate, 16-31 October 2017

GOVERNORATE	IDP ARRIVALS					Change from last two weeks	1-15 October Reported arrivals (# IDPs)
	Reported arrivals (# IDPs)	Communities with largest IDP arrivals (# IDPs)		Most common last place of departure of IDP arrivals (# IDPs)			
Al-Hasakeh	39,053	Areesheh Camp (21,518)	Mabrouka Camp (5,017)	Abu Kamal (5,045)	Al Mayadin (3,170)	↓	68,042
Idleb	19,974	Babilla (1,653)	Dana (1,499)	Daret Azza (2,885)	Sanjar (1,847)	↑	15,297
Aleppo	7,688	Al Bab (4,526)	Menbij (536)	Abu Kamal (2,172)	Dablan (1,140)	↑	4,332
Ar-Raqqa	5,553	Ein Issa (3,078)	Nasra (182)	Ar-Raqqa (1,529)	Ayyash (855)	↓	28,719
Deir-ez-Zor	3,403	Hajin (644)	Sosa (587)	Abu Kamal (2,052)	Al Mayadin (513)	↓	33,602
Hama	640	Maan (114)	Karim (86)	Hama (182)	Atma (86)	↓	988
Homs	50	Talbiseh (17)	Ar-Rastan (11)	Daffa - Halmuz (11)	Tir Maallah (11)	↓	178

Table 2: Recorded IDP departures from ISMI-covered communities, by governorate, 16-31 October 2017

GOVERNORATE	IDP DEPARTURES					Change from last two weeks	1-15 October Reported departures (# IDPs)
	Reported departures (# IDPs)	Communities with largest IDP departures (# IDPs)		Most common destinations ⁴ of IDP departures (# IDPs)			
Deir-ez-Zor	65,862	Thiban (14,250)	Lower Hawi Baqras (11,509)	Bab El Hawa (1,198)	Al-Hasakeh (952)	↓	148,402
Al-Hasakeh	31,871	Areesheh Camp (14,427)	Mabrouka Camp (10,830)	Menbij (8,123)	Damascus (5,985)	↑	6,467
Aleppo	4,317	Shamarin (1,140)	Shmarekh (695)	Dayr Hafir (205)	Al Bab (108)	↑	3,640
Idleb	3,781	Dana (1,055)	Deir Hassan - Darhashan (570)	Jarablus (393)	Jamasa Odayat - Alshareeah (228)	↓	12,980
Hama	2,801	Jakuziyeh (672)	Rahjan (616)	Sanjar (1,317)	Ma'arrat An Nu'man (285)	↑	2,151
Ar-Raqqa	880	Abu Nituleh (143)	Akeirshi (114)	Al-Thawrah (343)	Ayuj (143)	↓	38,253
Homs	211	Tal Dahab (51)	Taldu (46)	Homs (46)	Ar-Rastan (29)	↓	508

¹ The community dots also account for camps/informal settlements when they are within close proximity to a community.

² As of this ISMI bi-weekly summary, IDP departure figures reflect aggregated departures of both IDP and host community populations.

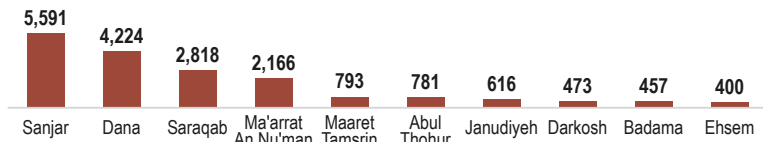
³ UNOCHA, Syria Crisis: Northeast Syria, Situation Report No. 17 (1-20 October 2017).

⁴ The ISMI bi-weekly displacement summary tracks only displacements which occur inside Syria.

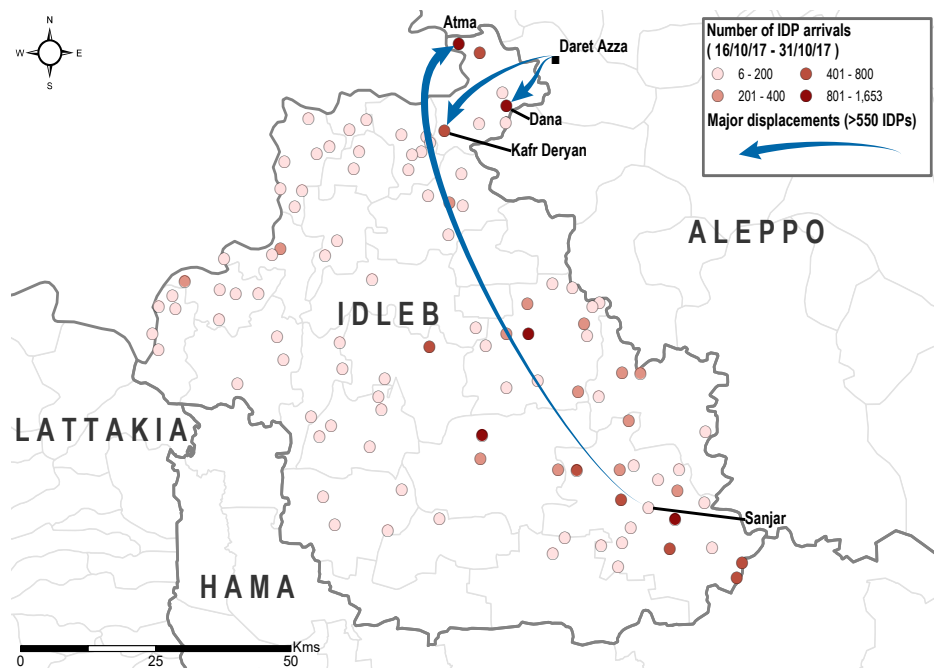
IDLEB GOVERNORATE

Between 16 and 31 October, ISMI-covered communities in Idlib governorate witnessed the arrival of 19,974 IDPs, most commonly to Sanjar (5,591), Dana (4,224), Saraqab (2,818), and Ma'arrat An Nu'man (2,166) sub-districts (Figure 1). Meanwhile, 3,781 IDPs left ISMI-covered communities in Idlib, with almost two thirds of the majority from Dana (1,055) and Deir Hassan-Darhashan (570), Kafr Deryan (353), and Selwa (285) communities.

Figure 1: Idlib sub-districts receiving the largest IDP arrivals (# IDPs)



Map 2: Major displacement to and across Idlib governorate⁵



Recorded IDP arrivals

- 19,974 IDPs

% of arrivals from other governorates

- 60%

Most common shelter of new IDP arrivals

- Solid/finished house (6,579 IDPs)
- Informal settlement (2,826 IDPs)

Most common tenancy of new IDP arrivals

- Hosted without rent (7,554 IDPs)
- Renting (4,837 IDPs)

Recorded IDP departures

- 3,781 IDPs

% of departures to other governorates

- 39%

Figure 2: Five most common last sub-districts of departure of IDP arrivals (# IDPs)

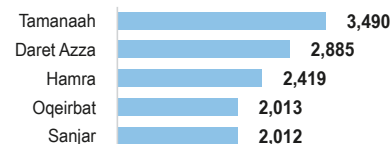
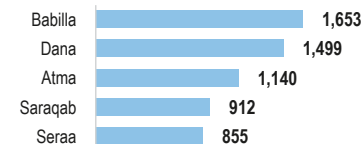


Figure 3: Five ISMI-covered communities receiving largest IDP arrivals (# IDPs)



AL-HASAKEH GOVERNORATE

Between 16 and 31 October, 39,053 IDPs arrived to ISMI-covered communities in Al-Hasakeh governorate, 41% of whom arrived from Deir-ez-Zor governorate (Figure 5). Meanwhile, 31,871 IDPs were recorded departing ISMI-covered communities in Al-Hasakeh governorate, most commonly from Areeshah (17,277) and Ras Al Ain (11,053) sub-districts.

Figure 4: Al-Hasakeh sub-districts receiving IDP arrivals (# IDPs)

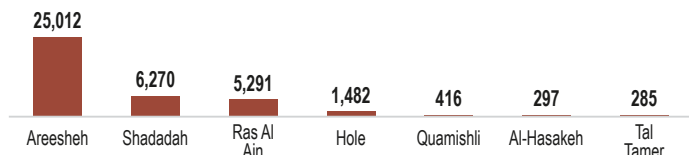


Figure 5: Most common last sub-districts of departure of IDP arrivals (# IDPs)

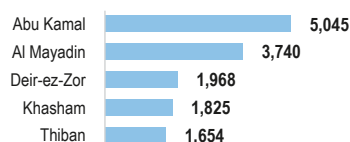
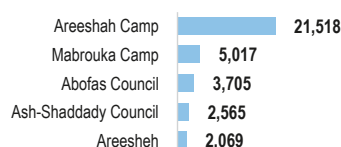


Figure 6: Five ISMI-covered communities receiving largest IDP arrivals (# IDPs)



Recorded IDP arrivals

- 39,053 IDPs

% of arrivals from other governorates

- 41%

Most common shelter of new IDP arrivals

- Managed camps (27,289 IDPs)
- Solid/finished house (10,629 IDPs)

Most common tenancy of new IDP arrivals

- Other (18,936 IDPs)
- Hosted without rent (12,719 IDPs)

Recorded IDP departures

- 31,871 IDPs

% of departures to other governorates

- 49%

⁵ The community dots also account for arrivals to camps (Abul Eleij, Fahil Jallas, Lweibdeh, Maaret Elekhwan Transit Centre) and informal settlements (Az-Zoof).

ALEPPO GOVERNORATE

ISMI-covered communities in Aleppo governorate witnessed the arrival of 7,688 IDPs between 16 and 31 October, most commonly to Al Bab (4,663), Menbij (913) and A'zaz (628) sub-districts (Figure 7). Meanwhile, 4,317 IDPs left ISMI-covered communities in Aleppo, with the vast majority intending to travel to elsewhere in the governorate.

Recorded IDP arrivals

- 7,688 IDPs

% of arrivals from other governorates

- 80%

Most common shelter of new IDP arrivals

- Solid/finished house (4,156 IDPs)
- Solid/finished apartment (1,005 IDPs)

Most common tenancy of new IDP arrivals

- Renting (4,910 IDPs)
- Hosted without rent (1,185 IDPs)

Recorded IDP departures

- 4,317 IDPs

% of departures to other governorates

- 3%

Figure 7: Aleppo sub-districts receiving IDP arrivals (# IDPs)

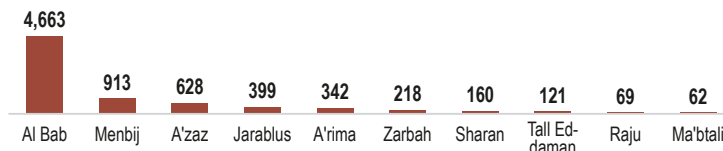


Figure 8: Five most common last sub-districts of departure of IDP arrivals (# IDPs)

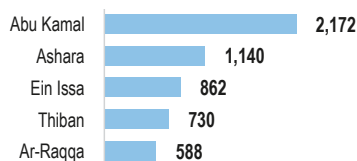
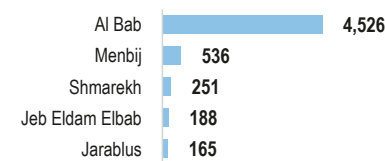


Figure 9: Five ISMI-covered communities receiving largest IDP arrivals (# IDPs)



AR-RAQQA GOVERNORATE

In the second half of October, 5,553 IDPs arrived to ISMI-covered communities in Ar-Raqqa governorate, with more than half arriving to Ein Issa (3,078) sub-district (Figure 10). During the same period, 880 IDPs were recorded departing ISMI-covered communities in Ar-Raqqa governorate, predominantly intending to travel elsewhere within the governorate.

Recorded IDP arrivals

- 5,553 IDPs

% of arrivals from other governorates

- 40%

Most common shelter of new IDP arrivals

- Managed Camp (2,940 IDPs)
- Solid/finished house (1,247 IDPs)

Most common tenancy of new IDP arrivals

- Renting (1,087 IDPs)
- Hosted without rent (1,048 IDPs)

Recorded IDP departures

- 880 IDPs

% of departures to other governorates

- 10%

Figure 10: Ar-Raqqa sub-districts receiving IDP arrivals (# IDPs)

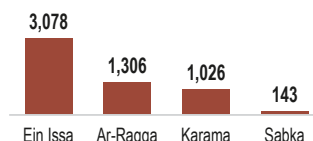


Figure 11: Five most common last sub-districts of departure of IDP arrivals (# IDPs)

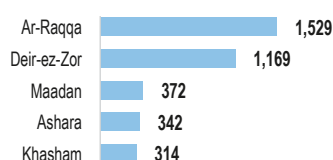



Figure 12: Five ISMI-covered communities receiving largest IDP arrivals (# IDPs)



DEIR-EZ-ZOR GOVERNORATE

Between 16 and 31 October, 3,403 IDPs arrived to ISMI-covered communities in Deir-ez-Zor governorate, all of whom arrived from elsewhere within the governorate (Figure 14). Meanwhile, 65,862 IDPs were recorded departing ISMI-covered communities in Deir-ez-Zor governorate, most commonly from Al Mayadin (31,773) and Thiban (21,375) sub-districts, of whom 47,677 were newly-displaced host community populations.

Recorded IDP arrivals

- 3,403 IDPs

% of arrivals from other governorates

- 0%

Most common shelter of new IDP arrivals

- Solid/finished apartment (1,208 IDPs)
- Solid/finished house (776 IDPs)

Most common tenancy of new IDP arrivals

- Hosted without rent (2,282 IDPs)
- Renting (784 IDPs)

Recorded IDP departures

- 65,862 IDPs

% of departures to other governorates

- NA

Figure 13: Deir-ez-Zor sub-districts receiving IDP arrivals (# IDPs)

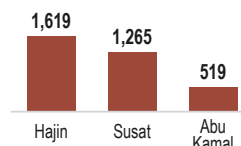


Figure 14: Five most common last sub-districts of departure of IDP arrivals (# IDPs)

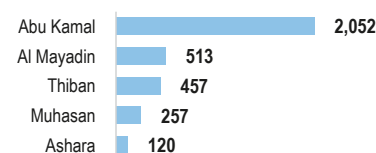
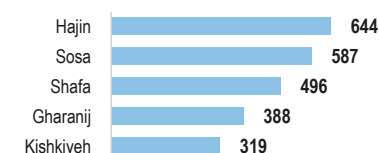


Figure 15: Five ISMI-covered communities receiving largest IDP arrivals (# IDPs)



⁶ Esmailieh - Fatsa Abdesmail

HAMA GOVERNORATE

In the second half of October, **640 IDP arrivals** were recorded in ISMI-covered Hama communities. Simultaneously, a total of **2,801 IDPs** were recorded leaving ISMI-covered communities in Hama, of whom 82% left communities in As-Saan sub-district.

Figure 16: Hama sub-districts receiving IDP arrivals (# IDPs)

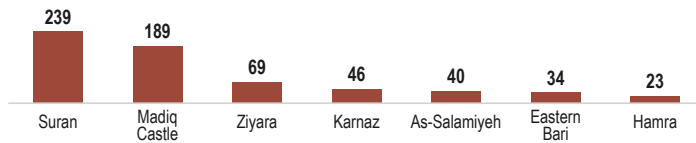


Figure 17: Five most common last sub-districts of departure of IDP arrivals (# IDPs)

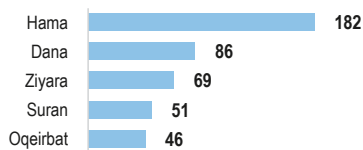
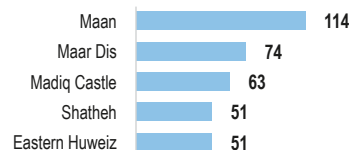


Figure 18: Five ISMI-covered communities receiving largest IDP arrivals (# IDPs)



Recorded IDP arrivals

- 640 IDPs

% of arrivals from other governorates

- 30%

Most common shelter of new IDP arrivals

- Solid/finished house (353 IDPs)
- Unfinished/damaged buildings (164 IDPs)

Most common tenancy of new IDP arrivals

- Hosted without rent (299 IDPs)
- Renting (192 IDPs)

Recorded IDP departures

- 2,801 IDPs

% of departures to other governorates

- 64%

HOMS GOVERNORATE

A total of **50 IDP arrivals** were recorded in ISMI-covered communities in Homs between 16 and 31 October. Meanwhile, **211 IDP departures** were recorded from ISMI-covered areas in Homs, all intending to travel elsewhere within the governorate.

Figure 19: Homs sub-districts receiving IDP arrivals (# IDPs)

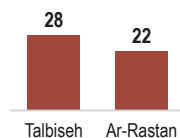


Figure 20: Last sub-districts of departure of IDP arrivals (# IDPs)

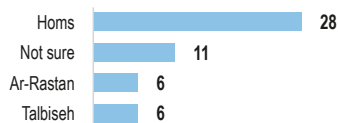


Figure 21: ISMI-covered communities receiving IDP arrivals (# IDPs)



Recorded IDP arrivals

- 50 IDPs

% of arrivals from other governorates

- 0%

Most common shelter of new IDP arrivals

- Solid/finished house (18 IDPs)
- Solid/finished apartment (8 IDPs)

Most common tenancy of new IDP arrivals

- Renting (25 IDPs)
- Hosted without rent (10 IDPs)

Recorded IDP departures

- 211 IDPs

% of departures to other governorates

- 0%

About ISMI & This Factsheet

The **IDP Situation Monitoring Initiative (ISMI)** is an initiative of the Camp Coordination and Camp Management (CCCM) Cluster, implemented by REACH and supported by Syria Relief Network (SRN) and other cluster members.

Following a baseline assessment conducted between 23 October and 21 November 2016, weekly/bi-weekly data collection cycles have been initiated to provide regular updates on IDP movements. Based on 1,428 communities in the governorates of Aleppo, Al-Hasakeh, Ar-Raqqa, Deir-ez-Zor, Hama, Homs and Idleb, this factsheet presents a summary of reported inward and outward movements of IDPs in the month of October 2017. **From 16 to 31 October 2017, such displacements were reported in 409 communities out of all ISMI-covered communities.**

Displacement was identified through an extensive key informant (KI) network, either through alerts initiated by KIs or follow-up by enumerators. A range of 2-3 KIs were interviewed in each community, while collected information was further triangulated through other sources, including CCCM member data and humanitarian updates. This approach allows for regular updates on IDP movements at a community level across ISMI coverage areas. However, movement updates are limited to areas covered by ISMI and there are, therefore, displacements that are not reported here.

An initiative of



Feedback: CCCM Cluster Northern Syria

Email: syria.cross.border.info@cccmcluster.org

Info: <http://www.globalccmcluster.org>, <https://www.humanitarianresponse.info>

Implemented by

